

#1 Mixed 6 & Under 100yd Freestyle Relay

| | | | |
|-------------|--|-------------|----------------|
| DIL | Georgetown Aquadillos | 2016 | 1:19.19 |
| | Roger Henson, Connor Minear, Hayden Gembol, Paisley Rine | | |
| NWSC | AMB | 2019 | 1:18.87 |
| | Tianyu Zhan, Kylee Ackerman, Mila Liu, Barry Zhang | | |

| PI | Team | Relay | Official | Pts | Achv |
|----|--------------------------|---------------------------------|----------------|-----|------|
| 1 | Brushy Creek | A BC25 | 1:46.34 | 9 | |
| | 1) Zeng, Kaia (6) | 2) Lupton, Caroline (6) | | | |
| | 3) Grant, Brighton (6) | 4) Cui, Yikai (6) | | | |
| 2 | Stars Red | A SR | 1:52.37 | 7 | |
| | 1) Mahmoud, Rearden (6) | 2) Lopes, Maddie (6) | | | |
| | 3) McMeekin, Graham (6) | 4) Pinilla Fernandez, Angel (6) | | | |
| 3 | Brushy Creek | B BC25 | 2:02.47 | 6 | |
| | 1) Lowery, Sullivan (6) | 2) Sainath, Neel (6) | | | |
| | 3) Tewksbary, Robbie (5) | 4) Roberts, Alec (6) | | | |
| 4 | Aquadillos | A GT | 2:17.03 | 5 | |
| | 1) Barho, Judah (4) | 2) Holman, Hudson (6) | | | |
| | 3) Horrall, Winifred (6) | 4) Lutz, Evie (6) | | | |
| 5 | Stars Red | B SR | 2:40.84 | 4 | |
| | 1) Medich, Makayla (6) | 2) Lichtenberger, Livy (6) | | | |
| | 3) Sanko, Christina (6) | 4) Buchanan, Auggie (5) | | | |
| 6 | Aquadillos | B GT | 2:56.29 | 3 | |
| | 1) Webb, Kix (5) | 2) Solowy, Hutch (6) | | | |
| | 3) Ness, Otto (6) | 4) von Burg, Harvey (6) | | | |

#2 Girls 7-8 100yd Medley Relay

| | | | |
|-------------|--|-------------|----------------|
| DIL | Georgetown Aquadillos | 2017 | 1:16.86 |
| | Sammi Hunninghake, Reagan Robbins, Paisley Rine, Kaitlyn Grissom | | |
| NWSC | BCM | 2019 | 1:12.17 |
| | Marjorie Hochard, Tinley Harrison, Isabelle Morrison, Lauren Higgins | | |

| PI | Team | Relay | Official | Pts | Achv |
|----|---------------------------|--------------------------|----------------|-----|------|
| 1 | Aquadillos | A GT | 1:34.97 | 9 | |
| | 1) Tollefsrud, Norah (8) | 2) Isbell, Ellie (7) | | | |
| | 3) Ryner, Sydney (7) | 4) Johnson, Claire (8) | | | |
| 2 | Stars Red | A SR | 1:36.89 | 7 | |
| | 1) Morales, Emily (7) | 2) Garg, Myra (8) | | | |
| | 3) Sydykova, Zara (7) | 4) Payne, Zoe (7) | | | |
| 3 | Brushy Creek | B BC25 | 1:37.21 | 6 | |
| | 1) Chartier, Julianne (7) | 2) Mulsow, Claire (8) | | | |
| | 3) Wyatt, Monroe (7) | 4) Cluff, Maddie (8) | | | |
| 4 | Stars Red | B SR | 1:52.48 | 5 | |
| | 1) Luna, Natalia (8) | 2) Haak, Lilly (8) | | | |
| | 3) Burt, Maeva (7) | 4) Hornkohl, Madison (8) | | | |

| | | | |
|----|--------------------------|--------------------------|-----------|
| -- | Brushy Creek | A BC25 | DQ |
| | 1) Madhavaram, Nitya (8) | 2) Moëns, Mahé (7) | |
| | 3) Pham, Vanessa (8) | 4) Chartier, Colette (8) | |

| | | | |
|----|-----------------------|------------------------|-----------|
| -- | Aquadillos | B GT | DQ |
| | 1) Morrison, Macy (7) | 2) Carlton, Claire (8) | |
| | 3) Troxell, Blake (8) | 4) Norman, Emily (8) | |

#3 Boys 7-8 100yd Medley Relay

| | | | |
|-------------|--|-------------|----------------|
| DIL | Georgetown Aquadillos | 2018 | 1:12.88 |
| | Everett Borden, Luke Zander, Roger Henson, Hayden Gembol | | |
| NWSC | FNS | 2019 | 1:12.54 |
| | Derek Ojeda, Nolan Crawford, Winston Bennett, Tyson Cummings | | |

| PI | Team | Relay | Official | Pts | Achv |
|----|-------------------------|--------------------------|----------------|-----|------|
| 1 | Brushy Creek | A BC25 | 1:27.14 | 9 | |
| | 1) Roberts, Cameron (7) | 2) Raphael, Raylan (8) | | | |
| | 3) Dennon, Henry (8) | 4) Finnigan, Cailan (8) | | | |
| 2 | Aquadillos | A GT | 1:28.41 | 7 | |
| | 1) Ryan, Oliver (8) | 2) Donoho, Trevor (7) | | | |
| | 3) Borden, Brooks (8) | 4) Barho, Jake (8) | | | |
| 3 | Stars Red | A SR | 1:29.32 | 6 | |
| | 1) Rasty, Ryan (8) | 2) Lopes, Price (8) | | | |
| | 3) Buchanan, Allen (8) | 4) Mahmoud, Daniel (8) | | | |
| 4 | Stars Red | B SR | 1:39.17 | 5 | |
| | 1) Clifton, Brooks (8) | 2) Mak, Kaiven (8) | | | |
| | 3) Silich, Robert (7) | 4) Murphy, Jackson (8) | | | |
| 5 | Aquadillos | B GT | 1:41.42 | 4 | |
| | 1) Kearby, Trevor (8) | 2) Bruechner, Gene (8) | | | |
| | 3) Hunsaker, Crew (7) | 4) Takhtaganov, Mark (8) | | | |
| -- | Brushy Creek | B BC25 | DQ | | |
| | 1) Lupton, George (8) | 2) Raphael, Riley (7) | | | |
| | 3) Pham, Quan (8) | 4) Nolan, Maddox (7) | | | |

#4 Girls 9-10 100yd Medley Relay

| | | | |
|-------------|--|-------------|----------------|
| DIL | Georgetown Aquadillos | 2022 | 1:07.02 |
| | Riley Lyons, Abigail Minear, Taylor Henson, Ava Newsom | | |
| NWSC | RRD | 2017 | 1:03.66 |
| | Ava Avila, Victoria Vujosevic, Madi Savens, Carly Sullivan | | |

| PI | Team | Relay | Official | Pts | Achv |
|----|------------------------|-----------------------------|----------------|-----|------|
| 1 | Brushy Creek | A BC25 | 1:10.29 | 9 | |
| | 1) Lepak, Lucy (10) | 2) Stovall, Elleana (10) | | | |
| | 3) Geron, Zoey (10) | 4) Chartier, Adeline (10) | | | |
| 2 | Stars Red | A SR | 1:10.55 | 7 | |
| | 1) Skogman, June (9) | 2) Luetkhoff, Lana (10) | | | |
| | 3) Trevelise, Ava (10) | 4) Zimmerman, Caroline (10) | | | |

| | | | | |
|----|--------------------------------|---------------------------|----------------|---|
| 3 | Aquadillos | A GT | 1:11.96 | 6 |
| | 1) StJacques, Emily (10) | 2) Johnson, Addie (10) | | |
| | 3) Simpson, McKenna (10) | 4) Barho, Ellie (10) | | |
| 4 | Brushy Creek | B BC25 | 1:16.66 | 5 |
| | 1) Edwards, Ellie (9) | 2) Cheng, QQ (10) | | |
| | 3) Zeng, Ocean (9) | 4) Dennon, Lillian (9) | | |
| 5 | Stars Red | B SR | 1:16.76 | 4 |
| | 1) Luan, Joy (10) | 2) Zhang, Serena (10) | | |
| | 3) Spencer, Piper (9) | 4) Washington, Harper (9) | | |
| 6 | Aquadillos | B GT | 1:17.49 | 3 |
| | 1) Rhea, Katie (10) | 2) Mactal, Mia (10) | | |
| | 3) Horrall, Adeline (9) | 4) Whisnant, Taylor (10) | | |
| 7 | Aquadillos | C GT | 1:19.31 | |
| | 1) Carlton, Caroline (10) | 2) Basualdo, Peanuts (10) | | |
| | 3) Cherne, Grier (10) | 4) Silker, Stella (9) | | |
| 8 | Brushy Creek | C BC25 | 1:22.53 | |
| | 1) Moran, Maggie (10) | 2) Dawson, Siloam (10) | | |
| | 3) Stout, Naomi (10) | 4) Warren, Audrey (9) | | |
| 9 | Brushy Creek | D BC25 | 1:27.24 | |
| | 1) Garcia Capra, Sandrine (10) | 2) Bogner, Hannah (9) | | |
| | 3) Madhavaram, Neeha (10) | 4) Zarzar, Sofia (9) | | |
| 10 | Aquadillos | D GT | 1:30.48 | |
| | 1) Saulsgiver, Layne (10) | 2) Miller, Cora (9) | | |
| | 3) Hunsaker, Kerrigan (9) | 4) Prudoff, Aniston (9) | | |
| 11 | Stars Red | C SR | 1:33.42 | |
| | 1) Rheaume, Hollis (9) | 2) Porst, Ellie (10) | | |
| | 3) Sanko, Diana (10) | 4) Payne, Emma (9) | | |
| 12 | Brushy Creek | E BC25 | 1:37.01 | |
| | 1) Baker, Sydney (10) | 2) Cantu, Elisianna (10) | | |
| | 3) Puri, Omya (9) | 4) Stewart, Sophia (10) | | |
| 13 | Brushy Creek | G BC25 | 1:46.08 | |
| | 1) Vasireddy, Thanvi (10) | 2) Meichtry, Vera (9) | | |
| | 3) Gebhart, Skylar (9) | 4) Steck, Frannie (10) | | |
| 14 | Stars Red | D SR | 2:05.43 | |
| | 1) Brown, Mayah (10) | 2) Tran, Vien (10) | | |
| | 3) Oelfke, Cece (9) | 4) Saran, Riya (9) | | |
| 15 | Stars Red | E SR | 2:06.60 | |
| | 1) Tankersley, Emma (9) | 2) Wymore, Everly (7) | | |
| | 3) Ganz, Audrey (10) | 4) Brondel, Elisabeth (9) | | |
| -- | Brushy Creek | F BC25 | DQ | |
| | 1) Astashova, Victoria (10) | 2) Bobba, Dharani (9) | | |
| | 3) Paume, Ella (9) | 4) Vu, Zoe (10) | | |

#5 Boys 9-10 100yd Medley Relay

Georgetown Aquadillos **2013** **1:02.91**
Vince Ribeiro, Landon Alarcon, Corby Furrer, Jacob Kelly

NWSC CPT **2016** **1:00.60**
Noah Gross, Kiefer Hoang, Evan Roberts, Christian Gamez

| Pl | Team | Relay | Official | Pts | Achv |
|----|-------------------------------|------------------------------|----------------|-----|------|
| 1 | Brushy Creek | A BC25 | 1:08.36 | 9 | |
| | 1) Tsapikau, Gabriel (10) | 2) Kartsev, Symon (9) | | | |
| | 3) Wyatt, Foster (10) | 4) Sacrafamilia, Matteo (9) | | | |
| 2 | Aquadillos | A GT | 1:09.50 | 7 | |
| | 1) Johnson, G2 (10) | 2) Donoho, Willy (10) | | | |
| | 3) Rothwell, Graham (9) | 4) Schulz, Samson (10) | | | |
| 3 | Brushy Creek | B BC25 | 1:13.77 | 6 | |
| | 1) Liu, Xander (9) | 2) Hood, Jacob (9) | | | |
| | 3) Moran, Austin (9) | 4) Carroll, Dane (10) | | | |
| 4 | Aquadillos | B GT | 1:22.63 | 5 | |
| | 1) Still, Carter (10) | 2) Knabe, Hayden (10) | | | |
| | 3) Butler, Jace (10) | 4) Tredemeyer, Brady (10) | | | |
| 5 | Stars Red | A SR | 1:22.69 | 4 | |
| | 1) Lyke, Danny (10) | 2) Fulton, Ashton (10) | | | |
| | 3) Horner, Colin (10) | 4) Kruse, John (9) | | | |
| 6 | Brushy Creek | C BC25 | 1:23.43 | | |
| | 1) Williams, Ian (10) | 2) Pham, Nguyen (9) | | | |
| | 3) Drummond, Brody (10) | 4) Datar, Aarush (10) | | | |
| 7 | Brushy Creek | D BC25 | 1:24.76 | | |
| | 1) Yi, Evan (10) | 2) Liang, Benjamin (9) | | | |
| | 3) Singh, Trishiv (9) | 4) Thekkekara, Jonathan (10) | | | |
| 8 | Brushy Creek | E BC25 | 1:30.16 | | |
| | 1) Durkowski, Etienne (10) | 2) Chowdhery, Vivaan (10) | | | |
| | 3) Bennett, Bronson (9) | 4) Leonard, Dale (9) | | | |
| 9 | Stars Red | B SR | 1:30.88 | 3 | |
| | 1) Sankar, Dravin (10) | 2) Valsky, Adam (10) | | | |
| | 3) Mahmoud, Gabriel (10) | 4) Gaziev, Alex (9) | | | |
| 10 | Brushy Creek | F BC25 | 1:33.86 | | |
| | 1) Cameron, Tate (10) | 2) Wyatt, Jude (9) | | | |
| | 3) Hodge, Cody (9) | 4) Porter, Cole (10) | | | |
| 11 | Stars Red | C SR | 1:36.44 | | |
| | 1) Sereno, Maxwell (9) | 2) Tofte, Oskar (10) | | | |
| | 3) De Alejandro, Cristian (9) | 4) Burt, Apollo (10) | | | |
| 12 | Stars Red | D SR | 1:56.77 | | |
| | 1) Williams, Hayes (9) | 2) Morales, Max (10) | | | |
| | 3) Wymore, Grayson (9) | 4) Evans, Hudson (9) | | | |
| 13 | Brushy Creek | G BC25 | 1:59.93 | | |
| | 1) Aier, Sanen (9) | 2) McCullough, Luke (9) | | | |
| | 3) Zarzar, Gabriel (10) | 4) Shilling, Rhett (9) | | | |

#6 Girls 11-12 100yd Medley Relay

DIL Georgetown Aquadillos **2017** **58.40**
Kendall Strauss, Lindsey Blake, Sarah Haislip, Zoe Bay
Bosher

NWSC BCM **2023** **54.38**
Lauren Higgins, Tinley Harrison, Sophie Jones, Emily
Brown

| PI | Team | Relay | Official | Pts | Achv |
|----|----------------------------|------------------------------|----------------|-----|------|
| 1 | Brushy Creek | A BC25 | 1:03.97 | 9 | |
| | 1) Stuart, Katie (12) | 2) Pham, Annabella (12) | | | |
| | 3) Williams, Annie (12) | 4) Bryan, Quinn (12) | | | |
| 2 | Stars Red | A SR | 1:06.80 | 7 | |
| | 1) Carter, Tatum (11) | 2) Dunning, Harley (12) | | | |
| | 3) Rasty, Abigail (12) | 4) Patrick, Lauren (12) | | | |
| 3 | Aquadillos | A GT | 1:08.11 | 6 | |
| | 1) Lopez, Alisa (12) | 2) Barho, Laynie (12) | | | |
| | 3) Borden, Landry (12) | 4) Henson, Taylor (12) | | | |
| 4 | Brushy Creek | B BC25 | 1:10.76 | 5 | |
| | 1) Anderson, Caroline (11) | 2) Shu, Ailsa (11) | | | |
| | 3) Zharova, Daria (12) | 4) Kreidler, Mariangela (11) | | | |
| 5 | Aquadillos | B GT | 1:14.93 | 4 | |
| | 1) Johnson, Emery (11) | 2) Riddle, Kenna (11) | | | |
| | 3) Horrall, Amelia (12) | 4) Basualdo, Fona (12) | | | |
| 6 | Brushy Creek | C BC25 | 1:19.14 | | |
| | 1) Golab, Vivian (12) | 2) Cantu, Lilianna (12) | | | |
| | 3) Aier, Sentibenla (12) | 4) Lowery, Savannah (11) | | | |
| 7 | Brushy Creek | D BC25 | 1:20.63 | | |
| | 1) Cotton, Zamiah (12) | 2) Cotton, Ava (12) | | | |
| | 3) Leonard, Eleanor (11) | 4) Lupton, Maggie (12) | | | |
| 8 | Aquadillos | C GT | 1:22.80 | | |
| | 1) Paull, Hazel (11) | 2) Rosa, Shanelle (11) | | | |
| | 3) Hunsaker, Kennedy (12) | 4) Greer, Abby (11) | | | |
| 9 | Stars Red | B SR | 1:24.05 | 3 | |
| | 1) Ianello, Natalie (11) | 2) Vogel, Vivian (10) | | | |
| | 3) Gray, Kigen (12) | 4) Penmetsa, Naisha (11) | | | |
| -- | Brushy Creek | E BC25 | NS | | |
| | 1) Baker, Ella (12) | 2) Wells, Seli (12) | | | |
| | 3) Peters, Genevieve (11) | 4) Schnaiter, Arden (9) | | | |

#7 Boys 11-12 100yd Medley Relay

DIL Georgetown Aquadillos **2016** **55.27**
Miles Azuma-Hall, Landon Alarcon, Matthew Zenisek, Chris
Chenoweth

NWSC FNS **2023** **55.23**
Derek Ojeda, Nolan Crawford, Leo Wiegand, Teddy
Unbehagen

| PI | Team | Relay | Official | Pts | Achv |
|----|----------------------------|-----------------------------|----------------|-----|------|
| 1 | Aquadillos | A GT | 1:03.10 | 9 | |
| | 1) Halko, Luke (12) | 2) Gibson, Andrew (12) | | | |
| | 3) Saladino, Anthony (12) | 4) Sturman, Gavin (12) | | | |
| 2 | Stars Red | A SR | 1:05.67 | 7 | |
| | 1) Watson, Davis (12) | 2) Butler, Austin (12) | | | |
| | 3) Horner, William (12) | 4) Parker, Harrison (12) | | | |
| 3 | Brushy Creek | A BC25 | 1:06.37 | 6 | |
| | 1) Xi, Nolan (11) | 2) Kuk, SJ (12) | | | |
| | 3) Kartsev, Pavlo (11) | 4) Tseng, Ryan (12) | | | |
| 4 | Aquadillos | B GT | 1:09.02 | 5 | |
| | 1) Benson, Jake (12) | 2) Bruechner, Herman (12) | | | |
| | 3) Knabe, Greyson (12) | 4) Miller, Luke (12) | | | |
| 5 | Brushy Creek | B BC25 | 1:09.56 | 4 | |
| | 1) Gebhart, Ian (11) | 2) Yu, Liam (11) | | | |
| | 3) Hedegore, Ben (11) | 4) Shilling, Jack (12) | | | |
| 6 | Aquadillos | C GT | 1:13.79 | | |
| | 1) Browne, Nate (11) | 2) Tredemeyer, Fisher (12) | | | |
| | 3) McWha, Liam (12) | 4) Kearby, Jack (11) | | | |
| 7 | Brushy Creek | C BC25 | 1:15.21 | | |
| | 1) Bennett, Roman (12) | 2) McCullough, Matthew (12) | | | |
| | 3) Hood, Collin (11) | 4) Lupton, Will (11) | | | |
| 8 | Stars Red | B SR | 1:15.54 | 3 | |
| | 1) Sydykov, Sultan (11) | 2) Butler, Reed (12) | | | |
| | 3) Mueller, Zac (11) | 4) Grechushnikov, Ian (11) | | | |
| 9 | Brushy Creek | D BC25 | 1:20.18 | | |
| | 1) Bogner, Luke (12) | 2) Strickland, Nolan (11) | | | |
| | 3) Hilscher, Gage (12) | 4) Burch, Chase (12) | | | |
| 10 | Stars Red | C SR | 1:31.97 | | |
| | 1) Chen, Jacob (11) | 2) Mak, Kaius (11) | | | |
| | 3) Ghanem, Akram (11) | 4) Hornkohl, Liam (11) | | | |
| 11 | Brushy Creek | E BC25 | 1:33.73 | | |
| | 1) Mitchell, Benjamin (12) | 2) House, Adam (11) | | | |
| | 3) Gunda, Viraat (11) | 4) Schnaiter, Evan (11) | | | |
| 12 | Stars Red | D SR | 1:47.40 | | |
| | 1) Poon, Oscar (11) | 2) Porst, Griffin (12) | | | |
| | 3) Ganz, Josiah (12) | 4) Poon, Owen (9) | | | |

#8 Girls 13-14 200yd Medley Relay

DIL Georgetown Aquadillos **2023** **1:55.68**
Addison Petersen, Nell Casey, Lily Rich, Abigail Halko

NWSC SSR **2022** **1:53.95**
Jamie Borick, Liza Pozhenko, Alex Orris, Jordyn Borick

| PI | Team | Relay | Official | Pts | Achv |
|----|-------------------------------|---------------------------|----------------|-----|------|
| 1 | Stars Red | A SR | 2:14.31 | 9 | |
| | 1) Carter, Sawyer (13) | 2) Sydykova, Jasmine (14) | | | |
| | 3) Zimmerman, Mary Grace (13) | 4) Yukich, Sam (13) | | | |
| 2 | Brushy Creek | A BC25 | 2:14.52 | 7 | |
| | 1) Stout, Olivia (13) | 2) Karvenz, Ailsa (13) | | | |
| | 3) Golab, Lucy (14) | 4) Mitchell, Allison (14) | | | |
| 3 | Aquadillos | A GT | 2:32.57 | 6 | |
| | 1) Conklin, Charlotte (13) | 2) Miller, Quinn (13) | | | |
| | 3) Riddle, Addy (14) | 4) Viveros, Valerie (14) | | | |
| 4 | Brushy Creek | B BC25 | 2:48.40 | 5 | |
| | 1) Kreidler, Anabella (13) | 2) Madhu, Sanvee (14) | | | |
| | 3) Jones, Arabella (13) | 4) Mendez, Leah (14) | | | |
| X | Brushy Creek EXH | C BC25 | 3:07.67 | | |
| | 1) McCullough, Samantha (13) | 2) Jones, Sarah (14) | | | |
| | 3) Cotton, Piper (14) | 4) Yi, Evelyn (13) | | | |

#9 Boys 13-14 200yd Medley Relay

DIL Georgetown Aquadillos **2017** **1:45.39**
Corby Furrer, Vince Ribeiro, Joe Hunninghake, Jacob Kelly

NWSC GTA **2017** **1:45.39**
Corby Furrer, Vince Ribeiro, Joe Hunninghake, Jacob Kelly

| PI | Team | Relay | Official | Pts | Achv |
|----|-------------------------------|---------------------------|----------------|-----|------|
| 1 | Stars Red | A SR | 2:00.88 | 9 | |
| | 1) Rainone, Rocco (14) | 2) Bedford, Brody (14) | | | |
| | 3) Valsky, Yonatan (13) | 4) Franklin, Callan (14) | | | |
| 2 | Aquadillos | A GT | 2:15.16 | 7 | |
| | 1) Kessler, Sean (13) | 2) Knabe, Landon (14) | | | |
| | 3) Hise, Brandon (14) | 4) Spencer, Alistair (13) | | | |
| 3 | Brushy Creek | A BC25 | 2:22.55 | 6 | |
| | 1) Sacrafamilia, Nicolai (13) | 2) Tsapikau, Daniil (14) | | | |
| | 3) Kreidler, Ethan (14) | 4) Cantu, Isaiah (14) | | | |
| 4 | Brushy Creek | B BC25 | 3:21.74 | 5 | |
| | 1) Mangels, Weston (10) | 2) Wyatt, Julian (12) | | | |
| | 3) Zarzar, Alex (13) | 4) Garcia, Mateo (13) | | | |
| -- | Stars Red | B SR | DQ | | |
| | 1) Mueller, Max (14) | 2) Patrick, Jacob (14) | | | |
| | 3) Porst, Asher (13) | 4) Parker, Owen (14) | | | |

#10 Women 15-17 200yd Medley Relay

DIL Georgetown Aquadillos **2016** **1:56.05**
Hannah Ignacio, Emily Gillispie, Michaela De Jong, Cierra Scully

NWSC RRD **2017** **1:50.66**
Audrey Dieckert, Demi Waworuntu, Cassie Phillips, Sara Rattray

| PI | Team | Relay | Official | Pts | Achv |
|----|-------------------------------|-----------------------------|----------------|-----|------|
| 1 | Aquadillos | A GT | 1:58.16 | 9 | |
| | 1) Petersen, Addison (15) | 2) Kessler, Madeline (15) | | | |
| | 3) Rine, Paisley (15) | 4) Rich, Lily (15) | | | |
| 2 | Stars Red | A SR | 1:58.46 | 7 | |
| | 1) Borick, Jamie (16) | 2) Seal, Rachel (16) | | | |
| | 3) Orris, Alex (16) | 4) Borick, Jordyn (17) | | | |
| 3 | Brushy Creek | A BC25 | 2:05.05 | 6 | |
| | 1) Stuart, Megan (15) | 2) Nguyen, Haley (17) | | | |
| | 3) Walker, Allison (17) | 4) Drummond, Charlotte (15) | | | |
| 4 | Brushy Creek | B BC25 | 2:14.58 | 5 | |
| | 1) Nordhausen, Josie (16) | 2) Linstruth, Lucy (16) | | | |
| | 3) Espericueta, Izabella (16) | 4) Griser, Sydney (15) | | | |
| 5 | Stars Red | B SR | 2:22.84 | 4 | |
| | 1) Otoole, Caitlyn (14) | 2) Chozick, Sienna (16) | | | |
| | 3) Spencer, Brooke (17) | 4) Aleman, Michelle (15) | | | |
| 6 | Brushy Creek | C BC25 | 2:34.04 | | |
| | 1) Terry, Kathleen (15) | 2) Stewart, Lorelei (16) | | | |
| | 3) Matula, Clara (16) | 4) Marlow, Jemma (15) | | | |
| 7 | Aquadillos | B GT | 2:36.86 | 3 | |
| | 1) StJacques, Jasmine (16) | 2) White, Julia (16) | | | |
| | 3) Morrison, Carissa (15) | 4) Bosland, RJ (15) | | | |

#11 Men 15-17 200yd Medley Relay

DIL Georgetown Aquadillos **2018** **1:40.73**
Joseph Kelly, Vince Ribeiro, Reilly Gilbert, Corby Furrer

NWSC BCM **2019** **1:40.22**
Adam Haig, Ethan Wu, Mauri Trevino, Keegan Allen

| PI | Team | Relay | Official | Pts | Achv |
|----|--------------------------|----------------------------|----------------|-----|------|
| 1 | Brushy Creek | A BC25 | 1:45.40 | 9 | |
| | 1) Nash, Colby (17) | 2) Nealis, Colton (15) | | | |
| | 3) Bryan, Liam (16) | 4) Hudson, Luke (17) | | | |
| 2 | Aquadillos | A GT | 1:46.26 | 7 | |
| | 1) Henson, Roger (15) | 2) Azuma-Hall, Maddox (16) | | | |
| | 3) Morales, Matthew (16) | 4) Terrell, Wyatt (16) | | | |
| 3 | Aquadillos | B GT | 1:54.86 | 6 | |
| | 1) Gibson, Brian (15) | 2) Rine, Hoak (17) | | | |
| | 3) Cox, Aydan (15) | 4) Spencer, Keegan (16) | | | |
| 4 | Brushy Creek | B BC25 | 1:56.25 | 5 | |
| | 1) Haggberg, Mark (17) | 2) Nealis, Parker (15) | | | |
| | 3) Hatch, Tate (17) | 4) Zhou, Benjamin (16) | | | |

| | | | | |
|-------|------------------------------|--------------------------------|----------------|---|
| 5 | Stars Red | A SR | 1:56.43 | 4 |
| | 1) Winterbottom, Calvin (17) | 2) Aleman, Daniel (17) | | |
| | 3) Suthar, Chase (17) | 4) Parchen, Nico (16) | | |
| <hr/> | | | | |
| 6 | Brushy Creek | C BC25 | 2:08.21 | |
| | 1) Nguyen, Cordin (16) | 2) Sacrafamilia, Jeremiah (16) | | |
| | 3) Durham, Colin (16) | 4) Hedegore, Will (15) | | |
| <hr/> | | | | |
| -- | Aquadillos | C GT | DQ | |
| | 1) Terrell, Garrett (16) | 2) Lopez, Romeo (16) | | |
| | 3) Case, Ethan (16) | 4) Hunsaker, Canyon (15) | | |

#12 Girls 6 & Under 25yd Freestyle

DIL **Morgan Henson** **2019** **17.97**
Georgetown Aquadillos

NWSC **Payton Marvin** **2008** **16.58**
FNS

INV **NWSC Invitational Meet Qualifying Times '25 (Girls 6...** **28.51**

| Pl | Name | Age Team | Official | Pts | Achv |
|----|---------------------|----------|----------------|-----|------------|
| 1 | Lopes, Maddie | 6 SR | 25.32 | 9 | INV |
| 2 | Lutz, Evie | 6 GT | 26.78 | 7 | INV |
| 3 | Lupton, Caroline | 6 BC25 | 27.30 | 6 | INV |
| 4 | Grant, Brighton | 6 BC25 | 28.81 | 5 | |
| 5 | Medich, Makayla | 6 SR | 29.02 | 4 | |
| 6 | Warren, Maggie | 6 BC25 | 30.76 | 3 | |
| 7 | Tewksbary, Robbie | 5 BC25 | 31.00 | 2 | |
| 8 | Pham, Meredith | 6 BC25 | 31.65 | 1 | |
| 9 | Horrall, Winifred | 6 GT | 32.37 | | |
| 10 | Price, Kinsley | 6 GT | 34.53 | | |
| 11 | Datar, Anvi | 6 BC25 | 36.09 | | |
| 12 | Steck, Lou | 6 BC25 | 37.03 | | |
| 13 | Lichtenberger, Livy | 6 SR | 37.91 | | |
| 14 | Zarzar, Lucia | 4 BC25 | 40.08 | | |
| 15 | McEvelly, Amelia | 6 GT | 42.30 | | |
| 16 | Kim, Elisha | 6 GT | 42.47 | | |
| 17 | Kreidler, Karolina | 5 BC25 | 44.48 | | |
| 18 | Chartier, Marinette | 5 BC25 | 45.26 | | |
| 19 | Sanko, Christina | 6 SR | 45.84 | | |
| 20 | Farque, Charley | 5 BC25 | 51.69 | | |
| 21 | Troxell, Zana | 4 GT | 1:08.30 | | |
| -- | Rasty, Reagan | 5 SR | DQ | | |
| -- | Raman, Anika | 6 SR | DQ | | |
| -- | Donoho, Evelyn | 5 GT | NS | | |
| -- | Bobba, Harini | 6 BC25 | NS | | |

#13 Boys 6 & Under 25yd Freestyle

DIL **Roger Henson** **2016** **16.73**
Georgetown Aquadillos

NWSC **Sonny Wang** **2012** **16.14**
AMB

INV **NWSC Invitational Meet Qualifying Times '25 (Boys 6...** **29.64**

| Pl | Name | Age Team | Official | Pts | Achv |
|----|--------------------------|----------|--------------|-----|------------|
| 1 | Pinilla Fernandez, Angel | 6 SR | 23.14 | 9 | INV |
| 2 | Mahmoud, Rearden | 6 SR | 28.81 | 7 | INV |

| | | | | | |
|----|-------------------|--------|----------------|---|------------|
| 3 | Cui, Yikai | 6 BC25 | 29.25 | 6 | INV |
| 4 | Leonard, Andrew | 6 BC25 | 30.05 | 5 | |
| 5 | Buchanan, Auggie | 5 SR | 30.15 | 4 | |
| 6 | McMeekin, Graham | 6 SR | 30.36 | 3 | |
| 7 | McCullough, Ryan | 6 BC25 | 30.59 | 2 | |
| 8 | von Burg, Harvey | 6 GT | 31.28 | 1 | |
| 9 | Nadler, Adam | 5 SR | 31.93 | | |
| 10 | Yu, Julian | 6 BC25 | 32.02 | | |
| 11 | Roberts, Alec | 6 BC25 | 32.68 | | |
| 12 | Lowery, Sullivan | 6 BC25 | 32.88 | | |
| 13 | Holman, Hudson | 6 GT | 32.91 | | |
| 14 | Sainath, Neel | 6 BC25 | 34.26 | | |
| 15 | Barho, Judah | 4 GT | 35.36 | | |
| 16 | Troxell, Bear | 5 GT | 36.73 | | |
| 17 | Solowy, Hutch | 6 GT | 38.76 | | |
| 18 | Ness, Otto | 6 GT | 39.00 | | |
| 19 | Finnigan, Breccan | 6 BC25 | 39.34 | | |
| 20 | Lefebvre, Mikael | 5 SR | 39.48 | | |
| 21 | Moëns, Alix | 4 BC25 | 39.97 | | |
| 22 | Gaziev, Adam | 5 SR | 39.98 | | |
| 23 | Pena, Case | 6 BC25 | 40.33 | | |
| 24 | Clifton, Cole | 5 SR | 41.56 | | |
| 25 | Meichtry, Abram | 6 BC25 | 43.85 | | |
| 26 | Mueller, Sam | 6 SR | 44.38 | | |
| 27 | Holt, Kellen | 4 GT | 52.40 | | |
| 28 | Webb, Kix | 5 GT | 52.45 | | |
| 29 | Campbell, Finn | 5 SR | 52.67 | | |
| 30 | Mulsow, Ethan | 5 BC25 | 53.29 | | |
| 31 | Hilscher, Wynn | 6 BC25 | 54.49 | | |
| 32 | Haak, Hudson | 6 SR | 55.47 | | |
| 33 | Hao, Lucas | 5 SR | 1:07.48 | | |
| -- | Tafoya, Oak | 6 GT | NS | | |
| -- | Tafoya, Steele | 6 GT | NS | | |

#14 Girls 7-8 25yd Freestyle

DIL **Tera Bradham** **2001** **14.03**
Georgetown Aquadillos

NWSC **Ashlyn Carroll** **2009** **14.60**
AMB

INV **NWSC Invitational Meet Qualifying Times '25 (Girls 7-8)** **19.32**

| Pl | Name | Age Team | Official | Pts | Achv |
|----|--------------------|----------|--------------|-----|------------|
| 1 | Chartier, Colette | 8 BC25 | 16.03 | 9 | INV |
| 2 | Johnson, Claire | 8 GT | 17.39 | 7 | INV |
| 3 | Pham, Vanessa | 8 BC25 | 17.98 | 6 | INV |
| 4 | Cluff, Maddie | 8 BC25 | 18.41 | 5 | INV |
| 5 | Ryner, Sydney | 7 GT | 18.78 | 4 | INV |
| 6 | Mulsow, Claire | 8 BC25 | 19.74 | 3 | |
| 7 | Madhavaram, Nitya | 8 BC25 | 20.24 | 2 | |
| 8 | Hornkohl, Madison | 8 SR | 20.51 | 1 | |
| 9 | Tollefsrud, Norah | 8 GT | 20.54 | | |
| 10 | Garg, Myra | 8 SR | 20.62 | | |
| 11 | Tewksbary, Cohen | 7 BC25 | 20.92 | | |
| 12 | Chartier, Julianne | 7 BC25 | 20.99 | | |
| 13 | Carlton, Claire | 8 GT | 21.48 | | |









| | | | |
|----|---------------------|--------|--------------|
| 14 | McMeekin, Lily | 8 SR | 21.50 |
| 15 | Durkowski, Mirabele | 7 BC25 | 21.51 |
| 16 | Sydykova, Zara | 7 SR | 21.64 |
| 17 | Shrestha, Sorsha | 8 BC25 | 21.72 |
| 18 | Morales, Emily | 7 SR | 22.73 |
| 19 | Mateer, Brooklynn | 7 GT | 22.98 |
| 20 | Tankersley, Ellie | 7 SR | 23.15 |
| 21 | Greer, Charlotte | 8 GT | 24.25 |
| 22 | Wymore, Everly | 7 SR | 24.67 |
| 23 | Moran, Charlotte | 8 BC25 | 24.76 |
| 24 | Norman, Emily | 8 GT | 24.89 |
| 25 | Cherne, Beckett | 7 GT | 24.97 |
| 26 | Steck, Betsy | 8 BC25 | 25.64 |
| 27 | Buchanan, Bea | 7 SR | 26.06 |
| 28 | Luna, Natalia | 8 SR | 27.03 |
| 29 | Haak, Lilly | 8 SR | 27.42 |
| 30 | Lefebvre, Anais | 7 SR | 27.64 |
| 31 | Kinsell, Clara | 7 SR | 28.27 |
| 32 | Hasan, Reina | 7 BC25 | 28.28 |
| 33 | Olsen, Emarie | 7 GT | 29.81 |
| 34 | Edwards, Abby | 7 BC25 | 30.10 |
| 35 | Chen, Eden | 7 SR | 30.90 |
| 36 | Whisnant, Sigrid | 8 GT | 32.76 |
| 37 | Deifalla, Maryam | 8 SR | 33.04 |
| 38 | Amdahl, Charlotte | 7 GT | 33.91 |
| 39 | Brown, Mina | 7 SR | 34.51 |
| 40 | Knabe, Caroline | 7 GT | 35.13 |
| 41 | Vogel, Evelyn | 8 SR | 35.28 |
| 42 | Medich, Mackenzie | 8 SR | 38.95 |
| 43 | Jones, Gentry | 7 SR | 41.63 |
| 44 | Schulz, Scout | 8 GT | 44.57 |
| -- | Johnson, Annabelle | 7 GT | DQ |
| -- | Gray, Harper | 7 SR | DQ |
| -- | Chowdhery, Zoe | 7 BC25 | NS |
| -- | Tafoya, Havah | 8 GT | NS |

#15 Boys 7-8 25yd Freestyle

 **Roger Henson** 2018 **14.59**
Georgetown Aquadillos

 **Sonny Wang** 2014 **13.70**
AMB

 **NWSC Invitational Meet Qualifying Times '25 (Boys 7-8)** 19.83

| PI | Name | Age Team | Official | Pts | Achv |
|----|-------------------|----------|--------------|-----|---|
| 1 | Dennon, Henry | 8 BC25 | 15.39 | 9 |  |
| 2 | Barho, Jake | 8 GT | 15.94 | 7 |  |
| 3 | Mahmoud, Daniel | 8 SR | 16.08 | 6 |  |
| 4 | Roberts, Cameron | 7 BC25 | 17.67 | 5 |  |
| 5 | Buchanan, Allen | 8 SR | 18.36 | 4 |  |
| 6 | Borden, Brooks | 8 GT | 18.84 | 3 |  |
| 7 | Takhtaganov, Mark | 8 GT | 19.40 | 2 |  |
| 8 | Ryan, Oliver | 8 GT | 19.67 | 1 |  |
| 9 | Hunsaker, Crew | 7 GT | 19.99 | | |
| 10 | Silich, Robert | 7 SR | 20.06 | | |
| 11 | Campbell, Raygen | 8 GT | 20.09 | | |








| | | | |
|-----|--------------------|--------|--------------|
| 12 | Lupton, George | 8 BC25 | 20.13 |
| 13 | Rasty, Ryan | 8 SR | 20.17 |
| 14 | Murphy, Jackson | 8 SR | 20.27 |
| 15 | Parker, Connor | 8 SR | 20.53 |
| 16 | Kearby, Trevor | 8 GT | 20.54 |
| 17 | Finnigan, Cailan | 8 BC25 | 21.02 |
| 18 | Williams, Hugh | 7 BC25 | 21.78 |
| 19 | Mak, Kaiven | 8 SR | 22.77 |
| 20* | Ness, Hugo | 8 GT | 23.06 |
| 20* | Rheume, Everett | 7 SR | 23.06 |
| 22 | Whisnant, Conrad | 7 GT | 25.10 |
| 23 | Chen, Luke | 7 SR | 25.16 |
| 24 | Mateer, Waylan | 7 GT | 25.27 |
| 25 | Raphael, Riley | 7 BC25 | 25.43 |
| 26 | Clifton, Brooks | 8 SR | 26.37 |
| 27 | Bruechner, Gene | 8 GT | 26.38 |
| 28 | Horner, Owen | 8 SR | 26.69 |
| 29 | Kreidler, Declan | 8 BC25 | 26.78 |
| 30 | Saulsgiver, Case | 7 GT | 26.79 |
| 31 | Painter, Owen | 8 GT | 28.21 |
| 32 | Dawson, Ronald | 7 BC25 | 28.33 |
| 33 | Wilson, Billy | 8 GT | 28.52 |
| 34 | Hutchens, Samuel | 8 GT | 28.86 |
| 35 | Mendez, Owen | 7 BC25 | 30.09 |
| 36 | Penmetsa, Mahith | 8 SR | 30.27 |
| 37 | Van Dyne, G | 8 GT | 30.56 |
| 38 | Gonzalez, Nicolas | 7 SR | 31.49 |
| 39 | Tredemeyer, Corbin | 8 GT | 31.89 |
| 40 | Webb, Waylon | 8 GT | 32.46 |
| 41* | Hodges, Liam | 8 GT | 32.95 |
| 41* | Ford, Samuel | 8 BC25 | 32.95 |
| 43 | Johnson, Callan | 7 GT | 34.98 |
| 44 | Campbell, Jack | 7 SR | 35.03 |
| 45 | Alexander, Luke | 8 GT | 38.48 |
| 46 | Holt, Dawson | 7 GT | 38.80 |
| 47 | Miller, Matthew | 7 GT | 43.84 |
| 48 | Williams, Carter | 7 SR | 45.11 |
| -- | Voss, Sidney | 8 GT | NS |
| -- | Tafoya, Jesse | 7 GT | NS |

#16 Girls 9-10 25yd Freestyle

 **Kate Grazioplene** 2017 **13.79**
Georgetown Aquadillos

 **Josie Lee** 2023 **12.76**
RRD

 **NWSC Invitational Meet Qualifying Times '25 (Girls 9-...)** 16.36

| PI | Name | Age Team | Official | Pts | Achv |
|----|---------------------|----------|--------------|-----|---|
| 1 | Chartier, Adeline | 10 BC25 | 14.12 | 9 |  |
| 2 | Zimmerman, Caroline | 10 SR | 14.77 | 7 |  |
| 3 | Barho, Ellie | 10 GT | 14.93 | 6 |  |
| 4 | Zeng, Ocean | 9 BC25 | 15.01 | 5 |  |
| 5 | Washington, Harper | 9 SR | 15.41 | 4 |  |
| 6 | Simpson, McKenna | 10 GT | 15.74 | 3 |  |
| 7 | Geron, Zoey | 10 BC25 | 15.78 | 2 |  |

| | | | | | |
|-----|------------------------|---------|--------------|---|-----|
| 8 | Carlton, Caroline | 10 GT | 16.28 | 1 | INV |
| 9 | Cherne, Grier | 10 GT | 16.42 | | |
| 10 | Porst, Ellie | 10 SR | 16.70 | | |
| 11 | Stout, Naomi | 10 BC25 | 16.81 | | |
| 12 | Zhang, Serena | 10 SR | 16.93 | | |
| 13 | Paume, Ella | 9 BC25 | 17.03 | | |
| 14 | Trevelise, Ava | 10 SR | 17.15 | | |
| 15* | Payne, Emma | 9 SR | 17.16 | | |
| 15* | Mactal, Mia | 10 GT | 17.16 | | |
| 17 | Rhea, Katie | 10 GT | 17.25 | | |
| 18 | Spencer, Piper | 9 SR | 17.38 | | |
| 19 | Lepak, Lucy | 10 BC25 | 17.61 | | |
| 20 | Zarzar, Sofia | 9 BC25 | 17.90 | | |
| 21 | Madhavaram, Neeha | 10 BC25 | 18.22 | | |
| 22 | Horrall, Adeline | 9 GT | 18.26 | | |
| 23 | Bogner, Hannah | 9 BC25 | 18.37 | | |
| 24 | Silker, Stella | 9 GT | 18.46 | | |
| 25 | Warren, Audrey | 9 BC25 | 18.47 | | |
| 26 | Stewart, Sophia | 10 BC25 | 18.71 | | |
| 27 | Prudoff, Aniston | 9 GT | 19.11 | | |
| 28 | Rheaume, Hollis | 9 SR | 19.19 | | |
| 29 | Brown, Mayah | 10 SR | 19.21 | | |
| 30 | Vogel, Vivian | 10 SR | 19.36 | | |
| 31 | Garcia Capra, Sandrine | 10 BC25 | 19.39 | | |
| 32 | Caskey, Lila Cate | 10 GT | 19.55 | | |
| 33 | Gomez, Katy | 10 GT | 19.62 | | |
| 34 | Leavell, Mary Alice | 9 SR | 19.83 | | |
| 35 | Bachman, Yenzi | 9 GT | 19.84 | | |
| 36 | Sanko, Diana | 10 SR | 19.90 | | |
| 37 | Gebhart, Skylar | 9 BC25 | 20.65 | | |
| 38 | Oelfke, Cece | 9 SR | 20.71 | | |
| 39 | Baker, Sydney | 10 BC25 | 20.92 | | |
| 40 | Basualdo, Peanuts | 10 GT | 21.04 | | |
| 41 | Brondel, Elisabeth | 9 SR | 21.48 | | |
| 42 | Hunsaker, Kerrigan | 9 GT | 21.52 | | |
| 43 | Saulsgiver, Layne | 10 GT | 22.04 | | |
| 44 | Cantu, Elisianna | 10 BC25 | 22.63 | | |
| 45 | Chavez, Victoria | 10 GT | 22.69 | | |
| 46 | Norman, Dailey | 10 GT | 22.75 | | |
| 47 | Wolter, Pearl | 10 GT | 23.69 | | |
| 48 | Vu, Zoe | 10 BC25 | 23.96 | | |
| 49 | Bajaj, Anvika | 9 SR | 24.56 | | |
| 50 | Becker, Hannah | 10 GT | 26.03 | | |
| 51 | McEvilly, Elliot | 9 GT | 26.45 | | |
| 52 | Meichtry, Vera | 9 BC25 | 27.02 | | |
| 53 | Astashova, Victoria | 10 BC25 | 29.55 | | |
| 54 | Vasireddy, Thanvi | 10 BC25 | 29.62 | | |
| 55 | Saran, Riya | 9 SR | 40.93 | | |
| 56 | Tankersley, Emma | 9 SR | 43.31 | | |

#17 Boys 9-10 25yd Freestyle

| REIL | Reilly Gilbert | | 2012 | 13.13 | |
|------|--|----------|--------------|--------------|--------------|
| | Georgetown Aquadillos | | | | |
| NWSC | Barry Zhang | | 2023 | 12.03 | |
| | AMB | | | | |
| INV | NWSC Invitational Meet Qualifying Times '25 (Boys 9-... | | | | 16.20 |
| PI | Name | Age Team | Official | Pts | Achv |
| 1 | Wyatt, Foster | 10 BC25 | 14.44 | 9 | INV |
| 2 | Horner, Colin | 10 SR | 14.59 | 7 | INV |
| 3 | Tsapikau, Gabriel | 10 BC25 | 15.01 | 6 | INV |
| 4 | Liu, Xander | 9 BC25 | 15.12 | 5 | INV |
| 5 | Moran, Austin | 9 BC25 | 15.95 | 4 | INV |
| 6 | Kartsev, Symon | 9 BC25 | 16.20 | 3 | INV |
| 7 | Kruse, John | 9 SR | 16.40 | 2 | |
| 8 | Singh, Trishiv | 9 BC25 | 17.07 | 1 | |
| 9 | Mahmoud, Gabriel | 10 SR | 17.38 | | |
| 10 | Knabe, Hayden | 10 GT | 17.46 | | |
| 11 | Drummond, Brody | 10 BC25 | 17.50 | | |
| 12 | Pham, Nguyen | 9 BC25 | 17.96 | | |
| 13 | Thekkekkara, Jonathan | 10 BC25 | 18.14 | | |
| 14 | Datar, Aarush | 10 BC25 | 18.38 | | |
| 15 | Sereno, Maxwell | 9 SR | 18.61 | | |
| 16 | Gaziev, Alex | 9 SR | 18.70 | | |
| 17 | De Alejandro, Cristian | 9 SR | 19.35 | | |
| 18 | Valsky, Adam | 10 SR | 19.53 | | |
| 19 | Cameron, Tate | 10 BC25 | 20.04 | | |
| 20* | Wyatt, Jude | 9 BC25 | 20.28 | | |
| 20* | Porter, Cole | 10 BC25 | 20.28 | | |
| 22 | Hodge, Cody | 9 BC25 | 20.51 | | |
| 23 | Williams, Hayes | 9 SR | 21.00 | | |
| 24 | Chowdhery, Vivaan | 10 BC25 | 21.22 | | |
| 25 | Evans, Hudson | 9 SR | 21.50 | | |
| 26 | Burt, Apollo | 10 SR | 21.99 | | |
| 27 | Tofte, Oskar | 10 SR | 22.06 | | |
| 28 | Sankar, Dravin | 10 SR | 22.22 | | |
| 29 | Morales, Max | 10 SR | 22.32 | | |
| 30 | Aier, Sanen | 9 BC25 | 22.40 | | |
| 31 | Zarzar, Gabriel | 10 BC25 | 22.97 | | |
| 32 | Wymore, Grayson | 9 SR | 23.51 | | |
| 33 | Shilling, Rhett | 9 BC25 | 23.90 | | |
| 34 | Poon, Owen | 9 SR | 24.11 | | |
| 35 | Yi, Evan | 10 BC25 | 25.20 | | |
| 36 | Mangels, Weston | 10 BC25 | 25.54 | | |
| 37 | Isbell, Jude | 9 GT | 26.79 | | |
| 38 | Pacheco, Matthew | 10 GT | 30.90 | | |
| 39 | Cox, Emmett | 9 BC25 | 32.72 | | |
| 40 | Molinari, Thomas | 9 SR | 40.64 | | |
| -- | Alexander, William | 10 GT | NS | | |
| -- | Bathey, Arnav | 9 BC25 | NS | | |
| -- | Olsen, Decker | 10 GT | NS | | |

#18 Girls 11-12 50yd Freestyle

DIL Alex Maresca 2013 26.53
Georgetown Aquadillos

NWSC Katya Kristo-Reinking 2023 25.45
BHC

INV NWSC Invitational Meet Qualifying Times '25 (Girls 11... 32.09

| PI | Name | Age Team | Official | Pts | Achv |
|----|------------------------|----------|----------|-----|------------|
| 1 | Pham, Annabella | 12 BC25 | 29.64 | 9 | INV |
| 2 | Stuart, Katie | 12 BC25 | 30.67 | 7 | INV |
| 3 | Barho, Laynie | 12 GT | 32.33 | 6 | |
| 4 | Patrick, Lauren | 12 SR | 32.95 | 5 | |
| 5 | Lopez, Alisa | 12 GT | 33.06 | 4 | |
| 6 | Basualdo, Fona | 12 GT | 33.54 | 3 | |
| 7 | Aier, Sentibenla | 12 BC25 | 33.96 | 2 | |
| 8 | Ianello, Natalie | 11 SR | 34.29 | 1 | |
| 9 | Dunning, Harley | 12 SR | 34.72 | | |
| 10 | Lowery, Savannah | 11 BC25 | 35.07 | | |
| 11 | Riddle, Kenna | 11 GT | 36.13 | | |
| 12 | Cotton, Ava | 12 BC25 | 36.43 | | |
| 13 | Anderson, Caroline | 11 BC25 | 37.16 | | |
| 14 | Borden, Landry | 12 GT | 37.20 | | |
| 15 | Penmetsa, Naisha | 11 SR | 37.48 | | |
| 16 | Leonard, Eleanor | 11 BC25 | 37.76 | | |
| 17 | Fuller, Harrison | 11 GT | 38.23 | | |
| 18 | Golab, Vivian | 12 BC25 | 38.64 | | |
| 19 | Paull, Hazel | 11 GT | 38.94 | | |
| 20 | Schnelbach-Wyatt, Hera | 11 GT | 40.28 | | |
| 21 | Karaivanova, Abigail | 11 GT | 40.31 | | |
| 22 | Koegen, Kendall | 12 GT | 40.58 | | |
| 23 | Cotton, Zamiah | 12 BC25 | 40.60 | | |
| 24 | Peters, Genevieve | 11 BC25 | 41.51 | | |
| 25 | Wells, Seli | 12 BC25 | 47.36 | | |
| 26 | Baker, Ella | 12 BC25 | 48.47 | | |

#19 Boys 11-12 50yd Freestyle

DIL Jeremy Kelly 2018 24.04
Georgetown Aquadillos

NWSC Andrew Pickard 2013 24.01
SSB

INV NWSC Invitational Meet Qualifying Times '25 (Boys 11... 31.93

| PI | Name | Age Team | Official | Pts | Achv |
|----|-------------------|----------|----------|-----|------------|
| 1 | Halko, Luke | 12 GT | 28.11 | 9 | INV |
| 2 | Parker, Harrison | 12 SR | 28.39 | 7 | INV |
| 3 | Saladino, Anthony | 12 GT | 28.86 | 6 | INV |
| 4 | Horner, William | 12 SR | 29.92 | 5 | INV |
| 5 | Miller, Luke | 12 GT | 31.17 | 4 | INV |
| 6 | Sydykov, Sultan | 11 SR | 31.66 | 3 | INV |
| 7 | Yu, Liam | 11 BC25 | 31.74 | 2 | INV |
| 8 | Gibson, Andrew | 12 GT | 31.81 | 1 | INV |
| 9 | Bruechner, Herman | 12 GT | 32.08 | | |
| 10 | Xi, Nolan | 11 BC25 | 32.57 | | |
| 11 | Kuk, SJ | 12 BC25 | 32.61 | | |

| | | | | | |
|----|--------------------|---------|-------|--|--|
| 12 | Hedegore, Ben | 11 BC25 | 32.76 | | |
| 13 | Shilling, Jack | 12 BC25 | 32.83 | | |
| 14 | Lupton, Will | 11 BC25 | 32.85 | | |
| 15 | Mueller, Zac | 11 SR | 33.16 | | |
| 16 | Benson, Jake | 12 GT | 33.60 | | |
| 17 | Wyatt, Julian | 12 BC25 | 35.02 | | |
| 18 | Bennett, Roman | 12 BC25 | 35.10 | | |
| 19 | Hilscher, Gage | 12 BC25 | 36.13 | | |
| 20 | Kearby, Jack | 11 GT | 36.30 | | |
| 21 | Grechushnikov, Ian | 11 SR | 36.54 | | |
| 22 | Butler, Austin | 12 SR | 36.94 | | |
| 23 | Browne, Nate | 11 GT | 37.05 | | |
| 24 | Bogner, Luke | 12 BC25 | 37.17 | | |
| 25 | Mitchell, Benjamin | 12 BC25 | 37.26 | | |
| 26 | Schnaiter, Evan | 11 BC25 | 39.57 | | |
| 27 | McEvilly, Owen | 12 GT | 39.85 | | |
| 28 | Tredemeyer, Fisher | 12 GT | 40.02 | | |
| 29 | Chen, Jacob | 11 SR | 40.52 | | |
| 30 | Sandefur, Elias | 11 GT | 40.71 | | |
| 31 | Horrall, Elias | 12 GT | 40.81 | | |
| 32 | Mak, Kaius | 11 SR | 41.20 | | |
| 33 | Strickland, Nolan | 11 BC25 | 42.26 | | |
| 34 | King, Jared | 12 GT | 42.88 | | |
| 35 | Ryner, Dylan | 11 GT | 43.85 | | |
| 36 | Poon, Oscar | 11 SR | 46.16 | | |
| 37 | Ghanem, Akram | 11 SR | 46.24 | | |
| 38 | Hill, Eli | 11 GT | 46.32 | | |
| 39 | Hornkohl, Liam | 11 SR | 47.23 | | |
| 40 | Ganz, Josiah | 12 SR | 48.69 | | |
| 41 | House, Adam | 11 BC25 | 49.68 | | |
| 42 | Porst, Griffin | 12 SR | 54.73 | | |

#20 Girls 13-14 50yd Freestyle

DIL Alex Maresca 2014 25.33
Georgetown Aquadillos

NWSC KyAnh Truong 2017 24.33
AMB

INV NWSC Invitational Meet Qualifying Times '25 (Girls 13... 30.08

| PI | Name | Age Team | Official | Pts | Achv |
|----|-----------------------|----------|----------|-----|------------|
| 1 | Sydykova, Jasmine | 14 SR | 26.90 | 9 | INV |
| 2 | Stout, Olivia | 13 BC25 | 29.40 | 7 | INV |
| 3 | Zimmerman, Mary Grace | 13 SR | 29.47 | 6 | INV |
| 4 | Mitchell, Allison | 14 BC25 | 30.38 | 5 | |
| 5 | Conklin, Charlotte | 13 GT | 30.52 | 4 | |
| 6 | Jones, Sarah | 14 BC25 | 30.88 | 3 | |
| 7 | Noel, June | 13 GT | 31.63 | 2 | |
| 8 | Miller, Quinn | 13 GT | 32.50 | 1 | |
| 9 | Golab, Lucy | 14 BC25 | 34.08 | | |
| 10 | Jones, Arabella | 13 BC25 | 34.16 | | |
| 11 | Mendez, Leah | 14 BC25 | 36.25 | | |
| 12 | Yi, Evelyn | 13 BC25 | 36.91 | | |
| 13 | McCullough, Samantha | 13 BC25 | 40.10 | | |
| 14 | Cherne, Brynn | 13 GT | 40.37 | | |
| 15 | Ganz, Sophia | 14 SR | 42.52 | | |

| | | | | |
|----|----------------|-------|---------|-----------|
| X | Bathey, Siyona | (EXH) | 13 BC25 | NS |
| -- | Yukich, Sam | | 13 SR | NS |

#21 Boys 13-14 50yd Freestyle

| | | | | |
|------------|-----------------------|--|-------------|--------------|
| DIL | Roger Henson | | 2024 | 22.07 |
| | Georgetown Aquadillos | | | |

| | | | | |
|-------------|---------------------|--|-------------|--------------|
| NWSC | Roger Henson | | 2024 | 22.07 |
| | GTA | | | |

| | | | | |
|------------|--|--|--|--------------|
| INV | NWSC Invitational Meet Qualifying Times '25 (Boys 13... | | | 27.73 |
|------------|--|--|--|--------------|

| PI | Name | Age Team | Official | Pts | Achv |
|----|-----------------------|----------|--------------|-----|------------|
| 1 | Franklin, Callan | 14 SR | 24.97 | 9 | INV |
| 2 | Kreidler, Ethan | 14 BC25 | 25.21 | 7 | INV |
| 3 | Rainone, Rocco | 14 SR | 25.82 | 6 | INV |
| 4 | Spencer, Alistair | 13 GT | 26.97 | 5 | INV |
| 5 | Valsky, Yonatan | 13 SR | 27.27 | 4 | INV |
| 6 | Knabe, Landon | 14 GT | 28.97 | 3 | |
| 7 | Sacrafamilia, Nicolai | 13 BC25 | 30.39 | 2 | |
| 8 | Painter, Will | 13 GT | 32.00 | 1 | |
| 9 | Cantu, Isaiah | 14 BC25 | 33.52 | | |
| 10 | Zarzar, Alex | 13 BC25 | 34.19 | | |
| 11 | Tsapikau, Daniil | 14 BC25 | 34.40 | | |
| 12 | Patrick, Jacob | 14 SR | 34.57 | | |
| 13 | Smith, Landon | 13 GT | 34.93 | | |
| 14 | Mueller, Max | 14 SR | 37.44 | | |
| 15 | Parker, Owen | 14 SR | 41.70 | | |
| 16 | Garcia, Mateo | 13 BC25 | 42.28 | | |

#22 Women 15-17 50yd Freestyle

| | | | | |
|------------|-----------------------|--|-------------|--------------|
| DIL | Virginia Lutz | | 2018 | 24.74 |
| | Georgetown Aquadillos | | | |

| | | | | |
|-------------|---------------------|--|-------------|--------------|
| NWSC | KyAnh Truong | | 2021 | 23.90 |
| | AMB | | | |

| | | | | |
|------------|--|--|--|--------------|
| INV | NWSC Invitational Meet Qualifying Times '25 (Women... | | | 28.95 |
|------------|--|--|--|--------------|

| PI | Name | Age Team | Official | Pts | Achv |
|----|-----------------------|----------|--------------|-----|------------|
| 1 | Borick, Jamie | 16 SR | 25.61 | 9 | INV |
| 2 | Rich, Lily | 15 GT | 25.94 | 7 | INV |
| 3 | Rine, Paisley | 15 GT | 27.47 | 6 | INV |
| 4 | Nguyen, Haley | 17 BC25 | 27.94 | 5 | INV |
| 5 | Drummond, Charlotte | 15 BC25 | 28.09 | 4 | INV |
| 6 | Linstruth, Lucy | 16 BC25 | 28.12 | 3 | INV |
| 7 | White, Julia | 16 GT | 28.20 | 2 | INV |
| 8 | Seal, Rachel | 16 SR | 28.21 | 1 | INV |
| 9 | Stuart, Megan | 15 BC25 | 28.38 | | INV |
| 10 | Borick, Jordyn | 17 SR | 28.74 | | INV |
| 11 | Nordhausen, Josie | 16 BC25 | 29.34 | | |
| 12 | Espericueta, Izabella | 16 BC25 | 29.55 | | |
| 13 | Spencer, Brooke | 17 SR | 29.84 | | |
| 14 | Suman, Makenna | 17 BC25 | 30.31 | | |
| 15 | Aleman, Michelle | 15 SR | 30.49 | | |
| 16 | Kessler, Madeline | 15 GT | 30.68 | | |
| 17 | Matula, Clara | 16 BC25 | 30.83 | | |
| 18 | Griser, Sydney | 15 BC25 | 30.90 | | |

| | | | | |
|----|------------------|---------|--------------|--|
| 19 | Stewart, Lorelei | 16 BC25 | 31.18 | |
| 20 | Wong, Ellie | 15 BC25 | 33.51 | |
| 21 | Terry, Kathleen | 15 BC25 | 34.65 | |
| 22 | Bosland, RJ | 15 GT | 35.86 | |
| 23 | Marlow, Jemma | 15 BC25 | 36.38 | |
| 24 | Eberle, Laurelei | 16 GT | 46.47 | |

#23 Men 15-17 50yd Freestyle

| | | | | |
|------------|-----------------------|--|-------------|--------------|
| DIL | Roger Henson | | 2025 | 21.34 |
| | Georgetown Aquadillos | | | |

| | | | | |
|-------------|--------------------|--|-------------|--------------|
| NWSC | Cam Katzman | | 2017 | 21.36 |
| | FNS | | | |

| | | | | |
|------------|---|--|--|--------------|
| INV | NWSC Invitational Meet Qualifying Times '25 (Men 15... | | | 25.01 |
|------------|---|--|--|--------------|

| PI | Name | Age Team | Official | Pts | Achv |
|----|------------------------|----------|--------------|-----|------------|
| 1 | Azuma-Hall, Maddox | 16 GT | 22.60 | 9 | INV |
| 2 | Morales, Matthew | 16 GT | 23.19 | 7 | INV |
| 3 | Winterbottom, Calvin | 17 SR | 23.78 | 6 | INV |
| 4 | Terrell, Wyatt | 16 GT | 24.05 | 5 | INV |
| 5 | Parchen, Nico | 16 SR | 24.42 | 4 | INV |
| 6 | Hudson, Luke | 17 BC25 | 24.51 | 3 | INV |
| 7 | Gibson, Brian | 15 GT | 24.74 | 2 | INV |
| 8 | Nealis, Colton | 15 BC25 | 24.77 | 1 | INV |
| 9 | Spencer, Keegan | 16 GT | 25.18 | | |
| 10 | Nealis, Parker | 15 BC25 | 25.24 | | |
| 11 | Cox, Aydan | 15 GT | 25.25 | | |
| 12 | Zhou, Benjamin | 16 BC25 | 25.51 | | |
| 13 | Rine, Hoak | 17 GT | 25.92 | | |
| 14 | Suthar, Chase | 17 SR | 27.04 | | |
| 15 | Hedegore, Will | 15 BC25 | 27.29 | | |
| 16 | Sacrafamilia, Jeremiah | 16 BC25 | 27.35 | | |
| 17 | Hunsaker, Canyon | 15 GT | 28.19 | | |
| 18 | Blake, Anderson | 15 GT | 28.35 | | |
| 19 | Durham, Colin | 16 BC25 | 28.90 | | |
| 20 | Terrell, Garrett | 16 GT | 29.60 | | |
| 21 | Jami, Amartya | 15 BC25 | 29.76 | | |
| 22 | Horner, Nathan | 15 SR | 30.25 | | |
| -- | Solano, Brayden | 15 GT | NS | | |
| -- | Bryan, Liam | 16 BC25 | NS | | |

#24 Girls 9-10 100yd IM

| | | | | |
|------------|-----------------------|--|-------------|----------------|
| DIL | Jessica Yeager | | 2012 | 1:16.98 |
| | Georgetown Aquadillos | | | |

| | | | | |
|-------------|----------------------|--|-------------|----------------|
| NWSC | Trinity Hoang | | 2016 | 1:06.81 |
| | CPT | | | |

| | | | | |
|------------|---|--|--|----------------|
| INV | NWSC Invitational Meet Qualifying Times '25 (Girls 9-... | | | 1:39.69 |
|------------|---|--|--|----------------|

| PI | Name | Age Team | Official | Pts | Achv |
|----|-------------------|----------|----------------|-----|------------|
| 1 | Luetkhoff, Lana | 10 SR | 1:18.48 | 9 | INV |
| 2 | Chartier, Adeline | 10 BC25 | 1:22.29 | 7 | INV |
| 3 | Stovall, Elleana | 10 BC25 | 1:22.58 | 6 | INV |
| 4 | Simpson, McKenna | 10 GT | 1:34.28 | 5 | INV |
| 5 | Skogman, June | 9 SR | 1:35.73 | 4 | INV |
| 6 | Dennon, Lillian | 9 BC25 | 1:41.99 | 3 | |
| 7 | StJacques, Emily | 10 GT | 1:42.44 | 2 | |

| | | | | |
|----|--------------------|---------|----------------|---|
| 8 | Luan, Joy | 10 SR | 1:43.54 | 1 |
| 9 | Lepak, Lucy | 10 BC25 | 1:46.34 | |
| 10 | Carlton, Caroline | 10 GT | 1:48.33 | |
| 11 | Baker, Sydney | 10 BC25 | 2:01.80 | |
| 12 | Cantu, Elisianna | 10 BC25 | 2:05.33 | |
| 13 | Franz, Kenna | 9 GT | 2:10.24 | |
| 14 | Puri, Omya | 9 BC25 | 2:16.55 | |
| 15 | Hunsaker, Kerrigan | 9 GT | 2:24.75 | |
| 16 | Meichtry, Vera | 9 BC25 | 3:06.79 | |
| -- | Vasireddy, Thanvi | 10 BC25 | DQ | |
| -- | Bobba, Dharani | 9 BC25 | NS | |

#25 Boys 9-10 100yd IM

DIL **Vince Ribeiro** **2013** **1:10.83**
Georgetown Aquadillos

NWSC **Barry Zhang** **2023** **1:07.16**
AMB

INV **NWSC Invitational Meet Qualifying Times '25 (Boys 9-...** **1:41.76**

| PI | Name | Age Team | Official | Pts | Achv |
|----|----------------------|----------|----------------|-----|------------|
| 1 | Schulz, Samson | 10 GT | 1:23.23 | 9 | INV |
| 2 | Hood, Jacob | 9 BC25 | 1:24.77 | 7 | INV |
| 3 | Donoho, Willy | 10 GT | 1:25.10 | 6 | INV |
| 4 | Rothwell, Graham | 9 GT | 1:25.89 | 5 | INV |
| 5 | Sacrafamilia, Matteo | 9 BC25 | 1:31.61 | 4 | INV |
| 6 | Tredemeyer, Brady | 10 GT | 1:40.50 | 3 | INV |
| 7 | Fulton, Ashton | 10 SR | 1:41.70 | 2 | INV |
| 8 | Still, Carter | 10 GT | 1:45.38 | 1 | |
| 9 | Datar, Aarush | 10 BC25 | 1:49.95 | | |
| 10 | Valsky, Adam | 10 SR | 1:50.33 | | |
| 11 | Pham, Nguyen | 9 BC25 | 1:53.77 | | |
| 12 | Bennett, Bronson | 9 BC25 | 1:54.66 | | |
| 13 | Durkowski, Etienne | 10 BC25 | 1:56.05 | | |
| 14 | Kruse, John | 9 SR | 1:56.28 | | |
| 15 | Leonard, Dale | 9 BC25 | 2:06.82 | | |
| 16 | Porter, Cole | 10 BC25 | 2:23.44 | | |
| 17 | McCullough, Luke | 9 BC25 | 2:43.59 | | |
| -- | Kruse, John | 10 GT | DQ | | |
| -- | Butler, Jace | 10 GT | DQ | | |

#26 Girls 11-12 100yd IM

DIL **Jessica Yeager** **2014** **1:05.43**
Georgetown Aquadillos

NWSC **Cammi Schaufelberger** **2017** **1:03.37**
SSR

INV **NWSC Invitational Meet Qualifying Times '25 (Girls 11-...** **1:23.60**

| PI | Name | Age Team | Official | Pts | Achv |
|----|----------------------|----------|----------------|-----|------------|
| 1 | Henson, Taylor | 12 GT | 1:13.55 | 9 | INV |
| 2 | Carter, Tatum | 11 SR | 1:17.93 | 7 | INV |
| 3 | Williams, Annie | 12 BC25 | 1:18.10 | 6 | INV |
| 4 | Lopez, Alisa | 12 GT | 1:24.18 | 5 | |
| 5 | Kreidler, Mariangela | 11 BC25 | 1:27.83 | 4 | |
| 6 | Rasty, Abigail | 12 SR | 1:29.14 | 3 | |
| 7 | Riddle, Kenna | 11 GT | 1:37.18 | 2 | |

| | | | | |
|----|------------------|---------|----------------|---|
| 8 | Leonard, Eleanor | 11 BC25 | 1:39.23 | 1 |
| 9 | Greer, Abby | 11 GT | 1:39.76 | |
| 10 | Rosa, Shanelle | 11 GT | 1:43.30 | |
| 11 | Cantu, Lilianna | 12 BC25 | 1:53.37 | |
| -- | Fuller, Harrison | 11 GT | DQ | |

#27 Boys 11-12 100yd IM

DIL **Vince Ribeiro** **2015** **58.85**
Georgetown Aquadillos

NWSC **Vince Ribeiro** **2015** **58.85**
GTA

INV **NWSC Invitational Meet Qualifying Times '25 (Boys 11-...** **1:25.06**

| PI | Name | Age Team | Official | Pts | Achv |
|----|---------------------|----------|----------------|-----|------------|
| 1 | Watson, Davis | 12 SR | 1:12.31 | 9 | INV |
| 2 | Halko, Luke | 12 GT | 1:12.48 | 7 | INV |
| 3 | Saladino, Anthony | 12 GT | 1:15.40 | 6 | INV |
| 4 | Sturman, Gavin | 12 GT | 1:20.88 | 5 | INV |
| 5 | Horner, William | 12 SR | 1:24.60 | 4 | INV |
| 6 | Kartsev, Pavlo | 11 BC25 | 1:27.19 | 3 | |
| 7 | Gebhart, Ian | 11 BC25 | 1:33.89 | 2 | |
| 8 | Hood, Collin | 11 BC25 | 1:33.94 | 1 | |
| 9 | Knabe, Greyson | 12 GT | 1:38.82 | | |
| 10 | McCullough, Matthew | 12 BC25 | 1:40.95 | | |
| 11 | Schnaiter, Evan | 11 BC25 | 1:52.90 | | |
| -- | Burch, Chase | 12 BC25 | DQ | | |

#28 Girls 13-14 100yd IM

DIL **Addison Petersen** **2024** **1:01.21**
Georgetown Aquadillos

NWSC **Tailyn Schaufelberger** **2017** **1:00.85**
SSR

INV **NWSC Invitational Meet Qualifying Times '25 (Girls 13-...** **1:20.06**

| PI | Name | Age Team | Official | Pts | Achv |
|----|--------------------|----------|----------------|-----|------------|
| 1 | Carter, Sawyer | 13 SR | 1:08.22 | 9 | INV |
| 2 | Karvenz, Ailsa | 13 BC25 | 1:12.64 | 7 | INV |
| 3 | Conklin, Charlotte | 13 GT | 1:17.58 | 6 | INV |
| 4 | Kreidler, Anabella | 13 BC25 | 1:24.43 | 5 | |
| 5 | Riddle, Addy | 14 GT | 1:27.33 | 4 | |
| 6 | Miller, Quinn | 13 GT | 1:29.81 | 3 | |
| 7 | Madhu, Sanvee | 14 BC25 | 1:40.93 | 2 | |
| 8 | Otoole, Caitlyn | 14 SR | 1:41.30 | 1 | |

#29 Boys 13-14 100yd IM

DIL **Vince Ribeiro** **2017** **53.45**
Georgetown Aquadillos

NWSC **Vince Ribeiro** **2017** **53.45**
GTA

INV **NWSC Invitational Meet Qualifying Times '25 (Boys 13-...** **1:14.78**

| PI | Name | Age Team | Official | Pts | Achv |
|----|-----------------|----------|----------------|-----|------------|
| 1 | Rainone, Rocco | 14 SR | 1:06.76 | 9 | INV |
| 2 | Bedford, Brody | 14 SR | 1:07.08 | 7 | INV |
| 3 | Valsky, Yonatan | 13 SR | 1:10.28 | 6 | INV |

| | | | | |
|---|-----------------------|---------|----------------|---|
| 4 | Knabe, Landon | 14 GT | 1:18.47 | 5 |
| 5 | Sacrafamilia, Nicolai | 13 BC25 | 1:20.28 | 4 |
| 6 | Porst, Asher | 13 SR | 1:49.93 | 3 |

#30 Women 15-17 100yd IM

| | | | |
|-------------|------------------------|-------------|----------------|
| DIL | Taryne Cantillo | 2003 | 1:03.37 |
| NWSC | Hannah OLeary | 2021 | 59.75 |

INV **NWSC Invitational Meet Qualifying Times '25 (Women...)** **1:15.77**
RRD

| PI | Name | Age Team | Official | Pts | Achv |
|----|-----------------------|----------|----------------|-----|--------------------------|
| 1 | Petersen, Addison | 15 GT | 1:02.40 | 9 | DIL INV |
| 2 | Orris, Alex | 16 SR | 1:03.67 | 7 | INV |
| 3 | Walker, Allison | 17 BC25 | 1:04.84 | 6 | INV |
| 4 | Chozick, Sienna | 16 SR | 1:08.43 | 5 | INV |
| 5 | Linstruth, Lucy | 16 BC25 | 1:11.37 | 4 | INV |
| 6 | Stuart, Megan | 15 BC25 | 1:14.76 | 3 | INV |
| 7 | Matula, Clara | 16 BC25 | 1:16.83 | 2 | |
| 8 | Griser, Sydney | 15 BC25 | 1:19.57 | 1 | |
| 9 | Aleman, Michelle | 15 SR | 1:20.56 | | |
| 10 | Espericueta, Izabella | 16 BC25 | 1:22.32 | | |
| 11 | StJacques, Jasmine | 16 GT | 1:25.44 | | |
| 12 | Wong, Ellie | 15 BC25 | 1:26.41 | | |
| 13 | Ramos Gonzalez, Sofia | 16 BC25 | 1:30.56 | | |

#31 Men 15-17 100yd IM

| | | | |
|------------|----------------------|-------------|--------------|
| DIL | Beau Fusilier | 2014 | 53.56 |
|------------|----------------------|-------------|--------------|

Georgetown Aquadillos

| | | | |
|-------------|---------------------|-------------|--------------|
| NWSC | Aaron Gordon | 2024 | 52.38 |
|-------------|---------------------|-------------|--------------|

SSB

INV **NWSC Invitational Meet Qualifying Times '25 (Men 15...)** **1:05.60**

| PI | Name | Age Team | Official | Pts | Achv |
|----|--------------------|----------|----------------|-----|------------|
| 1 | Henson, Roger | 15 GT | 55.71 | 9 | INV |
| 2 | Azuma-Hall, Maddox | 16 GT | 59.79 | 7 | INV |
| 3 | Parchen, Nico | 16 SR | 1:01.15 | 6 | INV |
| 4 | Nash, Colby | 17 BC25 | 1:02.06 | 5 | INV |
| 5 | Nealis, Parker | 15 BC25 | 1:04.20 | 4 | INV |
| 6 | Gibson, Brian | 15 GT | 1:04.88 | 3 | INV |
| 7 | Hatch, Tate | 17 BC25 | 1:05.06 | 2 | INV |
| 8 | Aleman, Daniel | 17 SR | 1:05.42 | 1 | INV |
| 9 | Hudson, Luke | 17 BC25 | 1:05.59 | | INV |
| 10 | Nguyen, Cordin | 16 BC25 | 1:06.30 | | |
| 11 | Haggberg, Mark | 17 BC25 | 1:10.18 | | |
| 12 | Lopez, Romeo | 16 GT | 1:11.12 | | |
| 13 | Blake, Anderson | 15 GT | 1:15.36 | | |

#32 Girls 6 & Under 25yd Backstroke

| | | | |
|------------|----------------------|-------------|--------------|
| DIL | Morgan Henson | 2019 | 23.17 |
|------------|----------------------|-------------|--------------|

Georgetown Aquadillos

| | | | |
|-------------|--------------------|-------------|--------------|
| NWSC | Bella Zhang | 2023 | 20.56 |
|-------------|--------------------|-------------|--------------|

AMB

INV **NWSC Invitational Meet Qualifying Times '25 (Girls 6...)** **32.21**

| PI | Name | Age Team | Official | Pts | Achv |
|----|---------------------|----------|--------------|-----|------------|
| 1 | Lutz, Evie | 6 GT | 28.21 | 9 | INV |
| 2 | Lupton, Caroline | 6 BC25 | 28.58 | 7 | INV |
| 3 | Grant, Brighton | 6 BC25 | 30.18 | 6 | INV |
| 4 | Tewksbary, Robbie | 5 BC25 | 30.34 | 5 | INV |
| 5 | Zeng, Kaia | 6 BC25 | 31.12 | 4 | INV |
| 6 | Lopes, Maddie | 6 SR | 31.27 | 3 | INV |
| 7 | Horrall, Winifred | 6 GT | 32.62 | 2 | |
| 8 | Steck, Lou | 6 BC25 | 34.16 | 1 | |
| 9 | Sanko, Christina | 6 SR | 36.46 | | |
| 10 | Price, Kinsley | 6 GT | 37.61 | | |
| 11 | Troxell, Zana | 4 GT | 44.19 | | |
| 12 | Raman, Anika | 6 SR | 45.98 | | |
| 13 | Zarzar, Lucia | 4 BC25 | 47.61 | | |
| 14 | Kim, Elisha | 6 GT | 48.24 | | |
| -- | Farque, Charley | 5 BC25 | DQ | | |
| -- | Rasty, Reagan | 5 SR | DQ | | |
| -- | Lichtenberger, Livy | 6 SR | DQ | | |
| -- | Donoho, Evelyn | 5 GT | NS | | |

#33 Boys 6 & Under 25yd Backstroke

| | | | |
|------------|---------------------|-------------|--------------|
| DIL | Roger Henson | 2016 | 21.14 |
|------------|---------------------|-------------|--------------|

Georgetown Aquadillos

| | | | |
|-------------|---------------------|-------------|--------------|
| NWSC | Tucker Lewis | 2006 | 17.74 |
|-------------|---------------------|-------------|--------------|

WBA

INV **NWSC Invitational Meet Qualifying Times '25 (Boys 6...)** **35.02**

| PI | Name | Age Team | Official | Pts | Achv |
|----|--------------------------|----------|--------------|-----|------------|
| 1 | Roberts, Alec | 6 BC25 | 28.40 | 9 | INV |
| 2 | Pinilla Fernandez, Angel | 6 SR | 29.20 | 7 | INV |
| 3 | Holman, Hudson | 6 GT | 32.28 | 6 | INV |
| 4 | Lowery, Sullivan | 6 BC25 | 35.09 | 5 | |
| 5 | Yu, Julian | 6 BC25 | 35.21 | 4 | |
| 6 | Nadler, Adam | 5 SR | 37.91 | 3 | |
| 7 | McCullough, Ryan | 6 BC25 | 38.59 | 2 | |
| 8 | Mahmoud, Rearden | 6 SR | 38.88 | 1 | |
| 9 | Sainath, Neel | 6 BC25 | 40.18 | | |
| 10 | Leonard, Andrew | 6 BC25 | 40.22 | | |
| 11 | Gaziev, Adam | 5 SR | 40.65 | | |
| 12 | Moëns, Alix | 4 BC25 | 43.62 | | |
| 13 | Solowy, Hutch | 6 GT | 44.68 | | |
| 14 | von Burg, Harvey | 6 GT | 46.09 | | |
| 15 | Troxell, Bear | 5 GT | 47.38 | | |
| 16 | Finnigan, Breccan | 6 BC25 | 50.04 | | |
| 17 | Campbell, Finn | 5 SR | 50.09 | | |
| 18 | Clifton, Cole | 5 SR | 51.71 | | |
| 19 | Hilscher, Wynn | 6 BC25 | 55.05 | | |
| 20 | Buchanan, Auggie | 5 SR | 56.98 | | |

| | | | | |
|----|------------------|--------|----------------|--|
| 21 | Mueller, Sam | 6 SR | 1:11.50 | |
| 22 | Hao, Lucas | 5 SR | 1:11.61 | |
| 23 | Mulsow, Ethan | 5 BC25 | 1:17.03 | |
| -- | Barho, Judah | 4 GT | DQ | |
| -- | Haak, Hudson | 6 SR | DQ | |
| -- | McMeekin, Graham | 6 SR | NS | |

#34 Girls 7-8 25yd Backstroke

| | | | | |
|-------------|--|-------------|--------------|--|
| DIL | Tera Bradham | 2001 | 17.99 | |
| | Georgetown Aquadillos | | | |
| NWSC | Tianyu Zhan | 2021 | 17.19 | |
| | AMB | | | |
| INV | NWSC Invitational Meet Qualifying Times '25 (Girls 7-8) | | 24.33 | |

| PI | Name | Age Team | Official | Pts | Achv |
|----|---------------------|----------|--------------|-----|------------|
| 1 | Johnson, Claire | 8 GT | 19.71 | 9 | INV |
| 2 | Moëns, Mahé | 7 BC25 | 21.10 | 7 | INV |
| 3 | Chartier, Colette | 8 BC25 | 21.56 | 6 | INV |
| 4 | Morrison, Macy | 7 GT | 23.43 | 5 | INV |
| 5 | Garg, Myra | 8 SR | 23.53 | 4 | INV |
| 6 | Wagoner, Braelynn | 8 GT | 23.78 | 3 | INV |
| 7 | Wyatt, Monroe | 7 BC25 | 24.48 | 2 | |
| 8 | Isbell, Ellie | 7 GT | 24.71 | 1 | |
| 9 | Olsen, Emarie | 7 GT | 24.93 | | |
| 10 | Ryner, Sydney | 7 GT | 25.16 | | |
| 11 | Norman, Emily | 8 GT | 25.74 | | |
| 12 | Tollefsrud, Norah | 8 GT | 26.34 | | |
| 13 | Greer, Caroline | 8 GT | 26.39 | | |
| 14 | Durkowski, Mirabele | 7 BC25 | 26.45 | | |
| 15 | Mateer, Brooklynn | 7 GT | 27.16 | | |
| 16 | Morales, Emily | 7 SR | 27.22 | | |
| 17 | McMeekin, Lily | 8 SR | 27.50 | | |
| 18 | Tankersley, Ellie | 7 SR | 28.46 | | |
| 19 | Haak, Lilly | 8 SR | 28.78 | | |
| 20 | Luna, Natalia | 8 SR | 28.87 | | |
| 21 | Tewksbary, Cohen | 7 BC25 | 29.02 | | |
| 22 | Mulsow, Claire | 8 BC25 | 29.11 | | |
| 23 | Shrestha, Sorsha | 8 BC25 | 29.15 | | |
| 24 | Cherne, Beckett | 7 GT | 30.06 | | |
| 25 | Chartier, Julianne | 7 BC25 | 30.57 | | |
| 26 | Knabe, Caroline | 7 GT | 30.62 | | |
| 27 | Burt, Maeva | 7 SR | 31.67 | | |
| 28 | Troxell, Blake | 8 GT | 31.69 | | |
| 29 | Lefebvre, Anais | 7 SR | 32.87 | | |
| 30 | Deifalla, Maryam | 8 SR | 33.19 | | |
| 31 | Evans, Layla | 7 SR | 35.48 | | |
| 32 | Jones, Gentry | 7 SR | 36.07 | | |
| 33 | Johnson, Annabelle | 7 GT | 36.10 | | |
| 34 | Hasan, Reina | 7 BC25 | 36.68 | | |
| 35 | Kinsell, Clara | 7 SR | 37.04 | | |
| 36 | Chen, Eden | 7 SR | 38.73 | | |
| 37 | Chowdhery, Zoe | 7 BC25 | 43.65 | | |
| 38 | Vogel, Evelyn | 8 SR | 45.75 | | |

| | | | |
|----|-------------------|------|--------------|
| 39 | Amdahl, Charlotte | 7 GT | 48.68 |
| 40 | Schulz, Scout | 8 GT | 49.16 |
| 41 | Gray, Harper | 7 SR | 52.42 |
| -- | Brown, Mina | 7 SR | DQ |
| -- | Tafoya, Havah | 8 GT | NS |

#35 Boys 7-8 25yd Backstroke

| | | | | |
|-------------|---|-------------|--------------|--|
| DIL | Jeremy Kelly | 2014 | 17.47 | |
| | Georgetown Aquadillos | | | |
| NWSC | Maverick Lippe | 2022 | 16.24 | |
| | BCM | | | |
| INV | NWSC Invitational Meet Qualifying Times '25 (Boys 7-8) | | 24.59 | |

| PI | Name | Age Team | Official | Pts | Achv |
|----|-------------------|----------|--------------|-----|------------|
| 1 | Buchanan, Allen | 8 SR | 20.74 | 9 | INV |
| 2 | Borden, Brooks | 8 GT | 21.45 | 7 | INV |
| 3 | Roberts, Cameron | 7 BC25 | 21.92 | 6 | INV |
| 4 | Lopes, Price | 8 SR | 22.05 | 5 | INV |
| 5 | Lupton, George | 8 BC25 | 22.90 | 4 | INV |
| 6 | Mahmoud, Daniel | 8 SR | 23.83 | 3 | INV |
| 7 | Donoho, Trevor | 7 GT | 24.47 | 2 | INV |
| 8 | Silich, Robert | 7 SR | 24.55 | 1 | INV |
| 9 | Hunsaker, Crew | 7 GT | 24.76 | | |
| 10 | Ryan, Oliver | 8 GT | 25.38 | | |
| 11 | Pham, Quan | 8 BC25 | 25.42 | | |
| 12 | Rasty, Ryan | 8 SR | 26.06 | | |
| 13 | Kearby, Trevor | 8 GT | 26.58 | | |
| 14 | Mak, Kaiven | 8 SR | 26.66 | | |
| 15 | Mateer, Waylan | 7 GT | 26.95 | | |
| 16 | Campbell, Raygen | 8 GT | 27.06 | | |
| 17 | Finnigan, Cailan | 8 BC25 | 27.27 | | |
| 18 | Chen, Luke | 7 SR | 27.29 | | |
| 19 | Clifton, Brooks | 8 SR | 27.83 | | |
| 20 | Raphael, Riley | 7 BC25 | 28.39 | | |
| 21 | Blankenship, Ian | 7 BC25 | 29.28 | | |
| 22 | Strickland, Jonah | 8 BC25 | 29.47 | | |
| 23 | Rheaume, Everett | 7 SR | 29.77 | | |
| 24 | Saulsgiver, Case | 7 GT | 30.14 | | |
| 25 | Penmetsa, Mahith | 8 SR | 30.22 | | |
| 26 | Whisnant, Conrad | 7 GT | 30.26 | | |
| 27 | Mason, Destin | 7 BC25 | 31.16 | | |
| 28 | Painter, Owen | 8 GT | 31.69 | | |
| 29 | Webb, Waylon | 8 GT | 32.55 | | |
| 30 | Hodges, Liam | 8 GT | 33.70 | | |
| 31 | Carroll, Trent | 7 BC25 | 34.15 | | |
| 32 | Mendez, Owen | 7 BC25 | 35.75 | | |
| 33 | Gonzalez, Nicolas | 7 SR | 40.49 | | |
| 34 | Wilson, Billy | 8 GT | 42.46 | | |
| 35 | Miller, Matthew | 7 GT | 42.64 | | |
| 36 | Hutchens, Samuel | 8 GT | 44.40 | | |
| 37 | Williams, Carter | 7 SR | 59.36 | | |
| -- | Campbell, Jack | 7 SR | DQ | | |

#36 Girls 9-10 25yd Backstroke

DIL Kaitlyn McGlathery **2024** **16.53**
Georgetown Aquadillos

NWSC Shannon Bagnal **2013** **15.24**
SSB

INV NWSC Invitational Meet Qualifying Times '25 (Girls 9-... **20.30**

| PI | Name | Age Team | Official | Pts | Achv |
|----|------------------------|----------|--------------|-----|------------|
| 1 | Barho, Ellie | 10 GT | 18.64 | 9 | INV |
| 2 | Whisnant, Taylor | 10 GT | 18.70 | 7 | INV |
| 3 | Cherne, Grier | 10 GT | 18.85 | 6 | INV |
| 4 | Skogman, June | 9 SR | 19.08 | 5 | INV |
| 5 | StJacques, Emily | 10 GT | 19.24 | 4 | INV |
| 6 | Zeng, Ocean | 9 BC25 | 20.00 | 3 | INV |
| 7 | Spencer, Piper | 9 SR | 20.08 | 2 | INV |
| 8 | Rhea, Katie | 10 GT | 20.38 | 1 | |
| 9 | Payne, Emma | 9 SR | 20.40 | | |
| 10 | Mactal, Mia | 10 GT | 20.49 | | |
| 11 | Luan, Joy | 10 SR | 20.66 | | |
| 12 | Madhavaram, Neeha | 10 BC25 | 20.85 | | |
| 13 | Stout, Naomi | 10 BC25 | 20.88 | | |
| 14 | Horrall, Adeline | 9 GT | 21.30 | | |
| 15 | Bachman, Yenzi | 9 GT | 21.52 | | |
| 16 | Dennon, Lillian | 9 BC25 | 21.76 | | |
| 17 | Moran, Maggie | 10 BC25 | 22.30 | | |
| 18 | Gebhart, Skylar | 9 BC25 | 22.39 | | |
| 19 | Garcia Capra, Sandrine | 10 BC25 | 22.50 | | |
| 20 | Caskey, Lila Cate | 10 GT | 22.77 | | |
| 21 | Basualdo, Peanuts | 10 GT | 22.80 | | |
| 22 | Miller, Cora | 9 GT | 22.91 | | |
| 23 | Wolter, Pearl | 10 GT | 23.03 | | |
| 24 | Rheaume, Hollis | 9 SR | 23.29 | | |
| 25 | Brondel, Elisabeth | 9 SR | 24.56 | | |
| 26 | Saulsgiver, Layne | 10 GT | 24.74 | | |
| 27 | Bajaj, Anvika | 9 SR | 24.79 | | |
| 28 | Leavell, Mary Alice | 9 SR | 24.87 | | |
| 29 | Oelfke, Cece | 9 SR | 25.60 | | |
| 30 | Becker, Hannah | 10 GT | 26.06 | | |
| 31 | Tran, Vien | 10 SR | 26.14 | | |
| 32 | Cantu, Elisianna | 10 BC25 | 26.37 | | |
| 33 | Paume, Ella | 9 BC25 | 26.38 | | |
| 34 | Morrison, Alanah | 10 GT | 28.77 | | |
| 35 | Vasireddy, Thanvi | 10 BC25 | 29.29 | | |
| 36 | Norman, Dailey | 10 GT | 29.53 | | |
| 37 | Vu, Zoe | 10 BC25 | 29.94 | | |
| 38 | McEvilly, Elliot | 9 GT | 31.80 | | |
| 39 | Solowy, Matilda | 9 GT | 31.97 | | |
| 40 | Schnaiter, Arden | 9 BC25 | 35.13 | | |
| 41 | Astashova, Victoria | 10 BC25 | 36.44 | | |
| 42 | Chavez, Victoria | 10 GT | 38.72 | | |
| 43 | Tankersley, Emma | 9 SR | 41.50 | | |

#37 Boys 9-10 25yd Backstroke

DIL Reilly Gilbert **2012** **15.72**
Georgetown Aquadillos

NWSC Derek Ojeda **2021** **14.86**
FNS

INV NWSC Invitational Meet Qualifying Times '25 (Boys 9-... **20.73**

| PI | Name | Age Team | Official | Pts | Achv |
|----|------------------------|----------|--------------|-----|------------|
| 1 | Johnson, G2 | 10 GT | 16.74 | 9 | INV |
| 2 | Tsapikau, Gabriel | 10 BC25 | 17.70 | 7 | INV |
| 3 | Moran, Austin | 9 BC25 | 19.48 | 6 | INV |
| 4 | Kartsev, Symon | 9 BC25 | 19.97 | 5 | INV |
| 5 | Carroll, Dane | 10 BC25 | 20.70 | 4 | INV |
| 6 | Williams, Ian | 10 BC25 | 21.42 | 3 | |
| 7 | Liang, Benjamin | 9 BC25 | 22.11 | 2 | |
| 8 | Knabe, Hayden | 10 GT | 22.30 | 1 | |
| 9 | Yi, Evan | 10 BC25 | 22.49 | | |
| 10 | Valsky, Adam | 10 SR | 22.77 | | |
| 11 | Drummond, Brody | 10 BC25 | 22.89 | | |
| 12 | Lyke, Danny | 10 SR | 22.90 | | |
| 13 | Sereno, Maxwell | 9 SR | 23.36 | | |
| 14 | Singh, Trishiv | 9 BC25 | 23.75 | | |
| 15 | Cameron, Tate | 10 BC25 | 24.52 | | |
| 16 | De Alejandro, Cristian | 9 SR | 25.04 | | |
| 17 | Morales, Max | 10 SR | 25.72 | | |
| 18 | Sankar, Dravin | 10 SR | 25.96 | | |
| 19 | Thekkekkara, Jonathan | 10 BC25 | 27.25 | | |
| 20 | Burt, Apollo | 10 SR | 27.77 | | |
| 21 | Williams, Hayes | 9 SR | 29.61 | | |
| 22 | Hill, Knox | 9 GT | 30.14 | | |
| 23 | Wymore, Grayson | 9 SR | 31.19 | | |
| 24 | Mangels, Weston | 10 BC25 | 32.00 | | |
| 25 | Shilling, Rhett | 9 BC25 | 32.33 | | |
| 26 | Cox, Emmett | 9 BC25 | 40.68 | | |
| 27 | Molinari, Thomas | 9 SR | 41.63 | | |
| -- | Bathey, Arnav | 9 BC25 | NS | | |
| -- | Alexander, William | 10 GT | NS | | |

#38 Girls 11-12 50yd Backstroke

DIL Taylor Henson **2025** **33.16**
Georgetown Aquadillos

NWSC Kendall Shields **2013** **29.72**
SSB

INV NWSC Invitational Meet Qualifying Times '25 (Girls 11... **38.79**

| PI | Name | Age Team | Official | Pts | Achv |
|----|--------------------|----------|--------------|-----|------------|
| 1 | Williams, Annie | 12 BC25 | 35.99 | 9 | INV |
| 2 | Rasty, Abigail | 12 SR | 39.21 | 7 | |
| 3 | Zharova, Daria | 12 BC25 | 39.86 | 6 | |
| 4 | Ianello, Natalie | 11 SR | 41.97 | 5 | |
| 5 | Lowery, Savannah | 11 BC25 | 42.82 | 4 | |
| 6 | Anderson, Caroline | 11 BC25 | 42.86 | 3 | |
| 7 | Shu, Ailsa | 11 BC25 | 45.04 | 2 | |
| 8 | Paull, Hazel | 11 GT | 45.72 | 1 | |
| 9 | Fuller, Harrison | 11 GT | 46.75 | | |

#43 Men 15-17 50yd Backstroke

| | | | |
|-------------|---|-------------|--------------|
| DIL | Reilly Gilbert | 2017 | 24.82 |
| | Georgetown Aquadillos | | |
| NWSC | Aaron Gordon | 2024 | 23.14 |
| | SSB | | |
| INV | NWSC Invitational Meet Qualifying Times '25 (Men 15... | | 31.01 |

| PI | Name | Age Team | Official | Pts | Achv |
|----|-------------------|----------|--------------|-----|------------|
| 1 | Henson, Roger | 15 GT | 25.14 | 9 | INV |
| 2 | Nash, Colby | 17 BC25 | 27.81 | 7 | INV |
| 3 | Bryan, Liam | 16 BC25 | 27.95 | 6 | INV |
| 4 | Morales, Matthew | 16 GT | 28.77 | 5 | INV |
| 5 | Terrell, Wyatt | 16 GT | 28.84 | 4 | INV |
| 6 | Peters, Christian | 15 BC25 | 29.22 | 3 | INV |
| 7 | Nguyen, Cordin | 16 BC25 | 30.55 | 2 | INV |
| 8 | Zhou, Benjamin | 16 BC25 | 31.65 | 1 | |
| 9 | Aleman, Daniel | 17 SR | 32.36 | | |
| 10 | Durham, Colin | 16 BC25 | 34.06 | | |
| 11 | Suthar, Chase | 17 SR | 34.32 | | |
| 12 | Terrell, Garrett | 16 GT | 35.44 | | |
| 13 | Hunsaker, Canyon | 15 GT | 35.47 | | |
| 14 | Jami, Amartya | 15 BC25 | 36.10 | | |
| 15 | Case, Ethan | 16 GT | 36.19 | | |

#44 Girls 6 & Under 25yd Butterfly

| | | | |
|-------------|--|-------------|--------------|
| DIL | Taylor Henson | 2019 | 20.47 |
| | Georgetown Aquadillos | | |
| NWSC | Bella Zhang | 2023 | 17.35 |
| | AMB | | |
| INV | NWSC Invitational Meet Qualifying Times '25 (Girls 6... | | 45.10 |

| PI | Name | Age Team | Official | Pts | Achv |
|----|---------------------|----------|--------------|-----|------------|
| 1 | Zeng, Kaia | 6 BC25 | 32.84 | 9 | INV |
| 2 | Grant, Brighton | 6 BC25 | 34.99 | 7 | INV |
| 3 | Pham, Meredith | 6 BC25 | 35.34 | 6 | INV |
| 4 | Lopes, Maddie | 6 SR | 36.56 | 5 | INV |
| 5 | Warren, Maggie | 6 BC25 | 49.82 | 4 | |
| 6 | Steck, Lou | 6 BC25 | 56.92 | 3 | |
| -- | Datar, Anvi | 6 BC25 | DQ | | |
| -- | Kreidler, Karolina | 5 BC25 | DQ | | |
| -- | Medich, Makayla | 6 SR | DQ | | |
| -- | Farque, Charley | 5 BC25 | DQ | | |
| -- | Chartier, Marinette | 5 BC25 | DQ | | |
| -- | Zarzar, Lucia | 4 BC25 | DQ | | |
| -- | Horrall, Winifred | 6 GT | DQ | | |
| -- | McEvelly, Amelia | 6 GT | DQ | | |
| -- | Bobba, Harini | 6 BC25 | NS | | |

#45 Boys 6 & Under 25yd Butterfly

| | | | |
|-------------|---|-------------|--------------|
| DIL | Connor Minear | 2016 | 19.61 |
| | Georgetown Aquadillos | | |
| NWSC | Tucker Lewis | 2006 | 16.51 |
| INV | NWSC Invitational Meet Qualifying Times '25 (Boys 6... | | 52.44 |

| PI | Name | Age Team | Official | Pts | Achv |
|----|--------------------------|----------|--------------|-----|------------|
| 1 | Pinilla Fernandez, Angel | 6 SR | 28.55 | 9 | INV |
| 2 | Cui, Yikai | 6 BC25 | 28.89 | 7 | INV |
| 3 | McMeekin, Graham | 6 SR | 40.40 | 6 | INV |
| 4 | Buchanan, Auggie | 5 SR | 41.62 | 5 | INV |
| 5 | von Burg, Harvey | 6 GT | 42.16 | 4 | INV |
| 6 | Roberts, Alec | 6 BC25 | 44.21 | 3 | INV |
| 7 | Lefebvre, Mikael | 5 SR | 46.18 | 2 | INV |
| 8 | Finnigan, Breccan | 6 BC25 | 56.53 | 1 | |
| -- | Mueller, Sam | 6 SR | DQ | | |
| -- | Lowery, Sullivan | 6 BC25 | DQ | | |
| -- | Mulsow, Ethan | 5 BC25 | DQ | | |
| -- | Meichtry, Abram | 6 BC25 | DQ | | |
| -- | Mahmoud, Rearden | 6 SR | DQ | | |
| -- | Pena, Case | 6 BC25 | DQ | | |
| -- | Troxell, Bear | 5 GT | DQ | | |

#46 Girls 7-8 25yd Breaststroke

| | | | |
|-------------|--|-------------|--------------|
| DIL | Tera Bradham | 2001 | 18.46 |
| | Georgetown Aquadillos | | |
| NWSC | Taylor Higgins | 2022 | 19.76 |
| | BCM | | |
| INV | NWSC Invitational Meet Qualifying Times '25 (Girls 7-8) | | 27.44 |

| PI | Name | Age Team | Official | Pts | Achv |
|----|-------------------|----------|--------------|-----|------------|
| 1 | Pham, Vanessa | 8 BC25 | 23.32 | 9 | INV |
| 2 | Isbell, Ellie | 7 GT | 24.22 | 7 | INV |
| 3 | Moëns, Mahé | 7 BC25 | 24.26 | 6 | INV |
| 4 | Garg, Myra | 8 SR | 25.02 | 5 | INV |
| 5 | Madhavaram, Nitya | 8 BC25 | 25.26 | 4 | INV |
| 6 | Wyatt, Monroe | 7 BC25 | 26.40 | 3 | INV |
| 7 | Sydykova, Zara | 7 SR | 27.56 | 2 | |
| 8 | Cluff, Maddie | 8 BC25 | 27.79 | 1 | |
| 9 | Steck, Betsy | 8 BC25 | 27.89 | | |
| 10 | Tewksbary, Cohen | 7 BC25 | 27.98 | | |
| 11 | Wagoner, Braelynn | 8 GT | 28.07 | | |
| 12 | Morales, Emily | 7 SR | 30.16 | | |
| 13 | Edwards, Abby | 7 BC25 | 31.75 | | |
| 14 | Moran, Charlotte | 8 BC25 | 33.05 | | |
| 15 | Haak, Lilly | 8 SR | 33.29 | | |
| 16 | Tankersley, Ellie | 7 SR | 35.46 | | |
| 17 | Burt, Maeva | 7 SR | 37.93 | | |
| 18 | Evans, Layla | 7 SR | 38.43 | | |
| 19 | Luna, Natalia | 8 SR | 38.67 | | |
| 20 | Knabe, Caroline | 7 GT | 39.54 | | |
| 21 | Buchanan, Bea | 7 SR | 39.59 | | |
| 22 | Kinsell, Clara | 7 SR | 39.80 | | |
| 23 | Greer, Caroline | 8 GT | 40.45 | | |

| | | | |
|----|---------------------|--------|----------------|
| 24 | Chowdhery, Zoe | 7 BC25 | 48.10 |
| 25 | Greer, Charlotte | 8 GT | 48.40 |
| 26 | Amdahl, Charlotte | 7 GT | 53.42 |
| 27 | Upadhyayula, Anagha | 8 BC25 | 1:05.20 |
| -- | Olsen, Emarie | 7 GT | DQ |
| -- | Jones, Gentry | 7 SR | DQ |
| -- | Mateer, Brooklynn | 7 GT | DQ |
| -- | Chen, Eden | 7 SR | DQ |
| -- | Vogel, Evelyn | 8 SR | DQ |
| -- | Whisnant, Sigrid | 8 GT | DQ |
| -- | Deifalla, Maryam | 8 SR | DQ |
| -- | Brown, Mina | 7 SR | DQ |
| -- | Medich, Mackenzie | 8 SR | DQ |
| -- | Gray, Harper | 7 SR | DQ |
| -- | Payne, Zoe | 7 SR | DQ |

#47 Boys 7-8 25yd Breaststroke

| | | | |
|------------|------------------------|-------------|--------------|
| DIL | Clayton Webster | 1996 | 18.76 |
| | Georgetown Aquadillos | | |

| | | | |
|-------------|--------------------|-------------|--------------|
| NWSC | Barry Zhang | 2021 | 17.47 |
| | AMB | | |

| | | | |
|------------|---|--------------|--|
| INV | NWSC Invitational Meet Qualifying Times '25 (Boys 7-8) | 28.02 | |
|------------|---|--------------|--|

| PI | Name | Age Team | Official | Pts | Achv |
|----|-------------------|----------|--------------|-----|------------|
| 1 | Lopes, Price | 8 SR | 22.77 | 9 | INV |
| 2* | Barho, Jake | 8 GT | 23.35 | 6.5 | INV |
| 2* | Raphael, Raylan | 8 BC25 | 23.35 | 6.5 | INV |
| 4 | Donoho, Trevor | 7 GT | 24.00 | 5 | INV |
| 5 | Mak, Kaiven | 8 SR | 25.04 | 4 | INV |
| 6 | Dennon, Henry | 8 BC25 | 25.51 | 3 | INV |
| 7 | Parker, Connor | 8 SR | 25.96 | 2 | INV |
| 8 | Murphy, Jackson | 8 SR | 27.13 | 1 | INV |
| 9 | Lupton, George | 8 BC25 | 27.21 | | INV |
| 10 | Williams, Hugh | 7 BC25 | 28.82 | | |
| 11 | Raphael, Riley | 7 BC25 | 30.04 | | |
| 12 | Dawson, Ronald | 7 BC25 | 30.64 | | |
| 13 | Kearby, Trevor | 8 GT | 30.80 | | |
| 14 | Chen, Luke | 7 SR | 31.16 | | |
| 15 | Nolan, Maddox | 7 BC25 | 31.83 | | |
| 16 | Bruechner, Gene | 8 GT | 32.84 | | |
| 17 | Carroll, Trent | 7 BC25 | 33.13 | | |
| 18 | Strickland, Jonah | 8 BC25 | 34.60 | | |
| 19 | Holt, Dawson | 7 GT | 34.69 | | |
| 20 | Rheume, Everett | 7 SR | 35.18 | | |
| 21 | Mason, Destin | 7 BC25 | 35.95 | | |
| 22 | Skogman, Cale | 7 SR | 36.08 | | |
| 23 | Blankenship, Ian | 7 BC25 | 37.13 | | |
| 24 | Gonzalez, Nicolas | 7 SR | 54.17 | | |
| -- | Penmetsa, Mahith | 8 SR | DQ | | |
| -- | Ford, Samuel | 8 BC25 | DQ | | |
| -- | Gebhart, Cole | 7 BC25 | DQ | | |
| -- | Johnson, Callan | 7 GT | DQ | | |
| -- | Takhtaganov, Mark | 8 GT | DQ | | |
| -- | Alexander, Luke | 8 GT | DQ | | |
| -- | Wilson, Billy | 8 GT | DQ | | |

| | | | |
|----|------------------|------|-----------|
| -- | Campbell, Jack | 7 SR | DQ |
| -- | Hutchens, Samuel | 8 GT | DQ |
| -- | Ness, Hugo | 8 GT | DQ |

#48 Girls 9-10 25yd Breaststroke

| | | | |
|------------|-----------------------|-------------|--------------|
| DIL | Jessica Yeager | 2012 | 17.78 |
| | Georgetown Aquadillos | | |

| | | | |
|-------------|-----------------------|-------------|--------------|
| NWSC | Celestine Zhao | 2012 | 16.44 |
| | AMB | | |

| | | | |
|------------|---|--------------|--|
| INV | NWSC Invitational Meet Qualifying Times '25 (Girls 9-... | 22.42 | |
|------------|---|--------------|--|

| PI | Name | Age Team | Official | Pts | Achv |
|-----|---------------------|----------|----------------|-----|------------|
| 1 | Chartier, Adeline | 10 BC25 | 17.67 | 9 | INV |
| 2 | Luetkhoff, Lana | 10 SR | 18.34 | 7 | INV |
| 3 | Stovall, Elleana | 10 BC25 | 18.88 | 6 | INV |
| 4 | Geron, Zoey | 10 BC25 | 19.49 | 5 | INV |
| 5 | Cheng, QQ | 10 BC25 | 20.22 | 4 | INV |
| 6 | Johnson, Addie | 10 GT | 20.66 | 3 | INV |
| 7 | Zhang, Serena | 10 SR | 21.33 | 2 | INV |
| 8 | Simpson, McKenna | 10 GT | 21.85 | 1 | INV |
| 9 | Trevelise, Ava | 10 SR | 22.16 | | INV |
| 10 | Edwards, Ellie | 9 BC25 | 22.50 | | |
| 11 | Skogman, June | 9 SR | 22.61 | | |
| 12 | Rhea, Katie | 10 GT | 22.82 | | |
| 13 | Moran, Maggie | 10 BC25 | 22.92 | | |
| 14 | Basualdo, Peanuts | 10 GT | 22.93 | | |
| 15* | StJacques, Emily | 10 GT | 23.01 | | |
| 15* | Horrall, Adeline | 9 GT | 23.01 | | |
| 17 | Dawson, Siloam | 10 BC25 | 23.32 | | |
| 18 | Zimmerman, Caroline | 10 SR | 23.33 | | |
| 19 | Payne, Emma | 9 SR | 23.43 | | |
| 20 | Zarzar, Sofia | 9 BC25 | 23.47 | | |
| 21 | Luan, Joy | 10 SR | 23.65 | | |
| 22 | Porst, Ellie | 10 SR | 23.89 | | |
| 23 | Miller, Cora | 9 GT | 24.00 | | |
| 24 | Madhavaram, Neeha | 10 BC25 | 24.51 | | |
| 25 | Carlton, Caroline | 10 GT | 24.86 | | |
| 26 | Prudoff, Aniston | 9 GT | 24.91 | | |
| 27 | Vogel, Vivian | 10 SR | 25.05 | | |
| 28 | Steck, Frannie | 10 BC25 | 25.81 | | |
| 29 | Bajaj, Anvika | 9 SR | 26.30 | | |
| 30 | Leavell, Mary Alice | 9 SR | 26.84 | | |
| 31 | Warren, Audrey | 9 BC25 | 27.00 | | |
| 32 | Puri, Omya | 9 BC25 | 27.13 | | |
| 33 | Baker, Sydney | 10 BC25 | 27.65 | | |
| 34 | Stewart, Sophia | 10 BC25 | 28.57 | | |
| 35 | Rheume, Hollis | 9 SR | 28.65 | | |
| 36 | Tran, Vien | 10 SR | 29.50 | | |
| 37 | Franz, Kenna | 9 GT | 29.72 | | |
| 38 | Brondel, Elisabeth | 9 SR | 29.75 | | |
| 39 | Ganz, Audrey | 10 SR | 32.36 | | |
| 40 | Price, Karley | 9 GT | 34.13 | | |
| 41 | Oldham, Addie | 9 GT | 37.49 | | |
| 42 | Schnaiter, Arden | 9 BC25 | 45.54 | | |
| 43 | Becker, Hannah | 10 GT | 1:10.97 | | |

| | | |
|------------------------|---------|-----------|
| -- Tankersley, Emma | 9 SR | DQ |
| -- Saran, Riya | 9 SR | DQ |
| -- McEvilly, Elliot | 9 GT | DQ |
| -- Astashova, Victoria | 10 BC25 | DQ |
| -- Bobba, Dharani | 9 BC25 | NS |

#49 Boys 9-10 25yd Breaststroke

DIL **Landon Alarcon** 2014 16.45
Georgetown Aquadillos

NWSC **Barry Zhang** 2023 15.75
AMB

INV **NWSC Invitational Meet Qualifying Times '25 (Boys 9-...** 22.62

| PI | Name | Age Team | Official | Pts | Achv |
|----|----------------------|----------|--------------|-----|------------|
| 1 | Schulz, Samson | 10 GT | 17.31 | 9 | INV |
| 2 | Donoho, Willy | 10 GT | 19.81 | 7 | INV |
| 3 | Hood, Jacob | 9 BC25 | 20.63 | 6 | INV |
| 4 | Sacrafamilia, Matteo | 9 BC25 | 20.68 | 5 | INV |
| 5 | Knabe, Hayden | 10 GT | 21.67 | 4 | INV |
| 6 | Tredemeyer, Brady | 10 GT | 21.71 | 3 | INV |
| 7 | Moran, Austin | 9 BC25 | 22.12 | 2 | INV |
| 8 | Carroll, Dane | 10 BC25 | 22.28 | 1 | INV |
| 9 | Liang, Benjamin | 9 BC25 | 22.74 | | |
| 10 | Liu, Xander | 9 BC25 | 22.93 | | |
| 11 | Pham, Nguyen | 9 BC25 | 23.12 | | |
| 12 | Fulton, Ashton | 10 SR | 23.53 | | |
| 13 | Sereno, Maxwell | 9 SR | 23.54 | | |
| 14 | Williams, Ian | 10 BC25 | 23.64 | | |
| 15 | Still, Carter | 10 GT | 23.84 | | |
| 16 | Chowdhery, Vivaan | 10 BC25 | 23.91 | | |
| 17 | Bennett, Bronson | 9 BC25 | 24.26 | | |
| 18 | Tofte, Oskar | 10 SR | 24.68 | | |
| 19 | Gaziev, Alex | 9 SR | 24.77 | | |
| 20 | Wyatt, Jude | 9 BC25 | 25.06 | | |
| 21 | Evans, Hudson | 9 SR | 25.11 | | |
| 22 | Zarzar, Gabriel | 10 BC25 | 25.81 | | |
| 23 | Yi, Evan | 10 BC25 | 26.49 | | |
| 24 | Morales, Max | 10 SR | 26.92 | | |
| 25 | Lyke, Danny | 10 SR | 27.53 | | |
| 26 | McCullough, Luke | 9 BC25 | 28.71 | | |
| 27 | Aier, Sanen | 9 BC25 | 29.43 | | |
| 28 | Hodge, Cody | 9 BC25 | 29.90 | | |
| 29 | Kruse, John | 10 GT | 30.49 | | |
| 30 | Durkowski, Etienne | 10 BC25 | 30.69 | | |
| 31 | Leonard, Dale | 9 BC25 | 31.89 | | |
| 32 | Butler, Jace | 10 GT | 32.54 | | |
| 33 | Poon, Owen | 9 SR | 33.16 | | |
| 34 | Porter, Cole | 10 BC25 | 38.68 | | |
| -- | Wymore, Grayson | 9 SR | DQ | | |
| -- | Mahmoud, Gabriel | 10 SR | DQ | | |
| -- | Hill, Knox | 9 GT | DQ | | |
| -- | Pacheco, Matthew | 10 GT | DQ | | |
| -- | Williams, Hayes | 9 SR | DQ | | |
| -- | Olsen, Decker | 10 GT | NS | | |
| -- | Isbell, Jude | 9 GT | NS | | |

#50 Girls 11-12 25yd Breaststroke

DIL **Nell Casey** 2021 14.73
Georgetown Aquadillos

NWSC **Nell Casey** 2021 14.73
GTA

INV **NWSC Invitational Meet Qualifying Times '25 (Girls 11...** 19.40

| PI | Name | Age Team | Official | Pts | Achv |
|----|------------------------|----------|--------------|-----|------------|
| 1 | Henson, Taylor | 12 GT | 17.03 | 9 | INV |
| 2 | Barho, Laynie | 12 GT | 18.06 | 7 | INV |
| 3 | Bryan, Quinn | 12 BC25 | 18.39 | 6 | INV |
| 4 | Johnson, Emery | 11 GT | 18.40 | 5 | INV |
| 5 | Kreidler, Mariangela | 11 BC25 | 18.89 | 4 | INV |
| 6 | Stuart, Katie | 12 BC25 | 19.23 | 3 | INV |
| 7 | Dunning, Harley | 12 SR | 19.55 | 2 | |
| 8 | Patrick, Lauren | 12 SR | 20.57 | 1 | |
| 9 | Riddle, Kenna | 11 GT | 21.30 | | |
| 10 | Aier, Sentibenla | 12 BC25 | 21.58 | | |
| 11 | Greer, Abby | 11 GT | 21.65 | | |
| 12 | Golab, Vivian | 12 BC25 | 22.73 | | |
| 13 | Paull, Hazel | 11 GT | 22.85 | | |
| 14 | Hunsaker, Kennedy | 12 GT | 23.70 | | |
| 15 | Schnelbach-Wyatt, Hera | 11 GT | 26.09 | | |
| 16 | Penmetsa, Naisha | 11 SR | 26.97 | | |
| 17 | Wells, Seli | 12 BC25 | 29.16 | | |
| 18 | Koegen, Kendall | 12 GT | 29.51 | | |
| 19 | Pacheco, Georgiana | 12 GT | 52.95 | | |
| -- | Alexander, Elizabeth | 12 GT | NS | | |

#51 Boys 11-12 25yd Breaststroke

DIL **Landon Alarcon** 2016 14.12
Georgetown Aquadillos

NWSC **Landon Alarcon** 2016 14.12
GTA

INV **NWSC Invitational Meet Qualifying Times '25 (Boys 11...** 19.40

| PI | Name | Age Team | Official | Pts | Achv |
|----|--------------------|----------|--------------|-----|------------|
| 1 | Wyatt, Julian | 12 BC25 | 17.81 | 9 | INV |
| 2 | Parker, Harrison | 12 SR | 18.31 | 7 | INV |
| 3 | Butler, Reed | 12 SR | 18.91 | 6 | INV |
| 4 | Bennett, Roman | 12 BC25 | 19.66 | 5 | |
| 5 | Butler, Austin | 12 SR | 19.86 | 4 | |
| 6 | McWha, Liam | 12 GT | 20.52 | 3 | |
| 7 | Tredemeyer, Fisher | 12 GT | 20.96 | 2 | |
| 8 | Chen, Jacob | 11 SR | 21.05 | 1 | |
| 9 | Strickland, Nolan | 11 BC25 | 21.06 | | |
| 10 | Mak, Kaius | 11 SR | 21.40 | | |
| 11 | Hood, Collin | 11 BC25 | 22.30 | | |
| 12 | McEvilly, Owen | 12 GT | 22.51 | | |
| 13 | Bogner, Luke | 12 BC25 | 22.63 | | |
| 14 | Mitchell, Benjamin | 12 BC25 | 23.09 | | |
| 15 | Knabe, Greyson | 12 GT | 23.45 | | |
| 16 | Hornkohl, Liam | 11 SR | 25.06 | | |
| 17 | Browne, Nate | 11 GT | 27.24 | | |

| | | | | |
|----|----------------|---------|--------------|--|
| 18 | House, Adam | 11 BC25 | 27.36 | |
| 19 | Ryner, Dylan | 11 GT | 31.41 | |
| -- | Gunda, Viraat | 11 BC25 | DQ | |
| -- | Porst, Griffin | 12 SR | DQ | |
| -- | Ghanem, Akram | 11 SR | DQ | |

#52 Girls 6 & Under 25yd Breaststroke

DIL **Shae Seagraves** 1996 25.63
Georgetown Aquadillos

NWSC **Bella Zhang** 2023 23.06
AMB

INV **NWSC Invitational Meet Qualifying Times '25 (Girls 6...** 48.15

| PI | Name | Age Team | Official | Pts | Achv |
|----|---------------------|----------|--------------|-----|------------|
| 1 | Zeng, Kaia | 6 BC25 | 33.56 | 9 | INV |
| 2 | Donoho, Evelyn | 5 GT | 34.57 | 7 | INV |
| 3 | Lichtenberger, Livy | 6 SR | 49.00 | 6 | |
| 4 | Tewksbary, Robbie | 5 BC25 | 49.51 | 5 | |
| 5 | Warren, Maggie | 6 BC25 | 52.36 | 4 | |
| -- | Kreidler, Karolina | 5 BC25 | DQ | | |
| -- | Sanko, Christina | 6 SR | DQ | | |
| -- | Lutz, Evie | 6 GT | DQ | | |
| -- | Chartier, Marinette | 5 BC25 | DQ | | |
| -- | Lupton, Caroline | 6 BC25 | DQ | | |
| -- | Pham, Meredith | 6 BC25 | DQ | | |
| -- | McEvilly, Amelia | 6 GT | DQ | | |
| -- | Kim, Elisha | 6 GT | DQ | | |
| -- | Medich, Makayla | 6 SR | DQ | | |
| -- | Datar, Anvi | 6 BC25 | DQ | | |
| -- | Bobba, Harini | 6 BC25 | NS | | |

#53 Boys 6 & Under 25yd Breaststroke

DIL **Clayton Webster** 1996 21.64
Georgetown Aquadillos

NWSC **Sonny Wang** 2012 22.34
AMB

INV **NWSC Invitational Meet Qualifying Times '25 (Boys 6...** 50.54

| PI | Name | Age Team | Official | Pts | Achv |
|----|------------------|----------|--------------|-----|------------|
| 1 | Cui, Yikai | 6 BC25 | 29.06 | 9 | INV |
| 2 | Meichtry, Abram | 6 BC25 | 38.06 | 7 | INV |
| 3 | McCullough, Ryan | 6 BC25 | 41.46 | 6 | INV |
| 4 | Holt, Kellen | 4 GT | 46.96 | 5 | INV |
| 5 | Yu, Julian | 6 BC25 | 49.92 | 4 | INV |
| 6 | Gaziev, Adam | 5 SR | 57.01 | 3 | |
| -- | Haak, Hudson | 6 SR | DQ | | |
| -- | Barho, Judah | 4 GT | DQ | | |
| -- | Lefebvre, Mikael | 5 SR | DQ | | |
| -- | Ness, Otto | 6 GT | DQ | | |
| -- | Sainath, Neel | 6 BC25 | DQ | | |
| -- | Leonard, Andrew | 6 BC25 | DQ | | |
| -- | Campbell, Finn | 5 SR | DQ | | |
| -- | Nadler, Adam | 5 SR | DQ | | |
| -- | Solowy, Hutch | 6 GT | DQ | | |
| -- | Webb, Kix | 5 GT | DQ | | |

| | | | | |
|----|----------------|--------|-----------|--|
| -- | Hao, Lucas | 5 SR | DQ | |
| -- | Holman, Hudson | 6 GT | DQ | |
| -- | Pena, Case | 6 BC25 | DQ | |
| -- | Clifton, Cole | 5 SR | DQ | |

#54 Girls 11-12 50yd Breaststroke

DIL **Morgan Henson** 2025 36.59
Georgetown Aquadillos

NWSC **TBD for 2025 Season** 2025 0.00

INV **NWSC Invitational Meet Qualifying Times '25 (Girls 11...** 43.99

| PI | Name | Age Team | Official | Pts | Achv |
|----|----------------------|----------|----------------|-----|------------|
| 1 | McGlathery, Kaitlyn | 11 GT | 40.54 | 9 | INV |
| 2 | Pham, Annabella | 12 BC25 | 40.85 | 7 | INV |
| 3 | Dunning, Harley | 12 SR | 41.41 | 6 | INV |
| 4 | Kreidler, Mariangela | 11 BC25 | 44.16 | 5 | |
| 5 | Shu, Ailsa | 11 BC25 | 44.87 | 4 | |
| 6 | Cotton, Ava | 12 BC25 | 48.15 | 3 | |
| 7 | Borden, Landry | 12 GT | 49.76 | 2 | |
| 8 | Greer, Abby | 11 GT | 50.23 | 1 | |
| 9 | Rosa, Shanelle | 11 GT | 50.67 | | |
| 10 | Horrall, Amelia | 12 GT | 51.45 | | |
| 11 | Basualdo, Fona | 12 GT | 51.48 | | |
| 12 | Karaivanova, Abigail | 11 GT | 55.69 | | |
| 13 | Cantu, Lilianna | 12 BC25 | 58.40 | | |
| 14 | Baker, Ella | 12 BC25 | 1:08.56 | | |
| -- | Lupton, Maggie | 12 BC25 | DQ | | |
| -- | Cotton, Zamiah | 12 BC25 | DQ | | |

#55 Boys 11-12 50yd Breaststroke

DIL **Septon Whisnant** 2025 36.46
Georgetown Aquadillos

NWSC **TBD for 2025 Season** 2025 0.00

INV **NWSC Invitational Meet Qualifying Times '25 (Boys 11...** 43.49

| PI | Name | Age Team | Official | Pts | Achv |
|----|---------------------|----------|--------------|-----|------------|
| 1 | Bruechner, Herman | 12 GT | 39.83 | 9 | INV |
| 2 | Sturman, Gavin | 12 GT | 40.85 | 7 | INV |
| 3 | Kuk, SJ | 12 BC25 | 41.22 | 6 | INV |
| 4 | Kartsev, Pavlo | 11 BC25 | 43.03 | 5 | INV |
| 5 | Yu, Liam | 11 BC25 | 43.40 | 4 | INV |
| 6 | Butler, Austin | 12 SR | 43.61 | 3 | |
| 7 | Sydykov, Sultan | 11 SR | 45.35 | 2 | |
| 8 | Horrall, Elias | 12 GT | 45.97 | 1 | |
| 9 | McCullough, Matthew | 12 BC25 | 46.05 | | |
| 10 | Lupton, Will | 11 BC25 | 46.11 | | |
| 11 | Butler, Reed | 12 SR | 46.35 | | |
| 12 | Strickland, Nolan | 11 BC25 | 46.84 | | |
| 13 | Mak, Kaius | 11 SR | 47.09 | | |
| 14 | Tseng, Ryan | 12 BC25 | 48.01 | | |
| 15 | Gebhart, Ian | 11 BC25 | 49.09 | | |
| 16 | Ganz, Josiah | 12 SR | 50.10 | | |
| 17 | Hilscher, Gage | 12 BC25 | 50.45 | | |
| 18 | Oldham, Kaden | 11 GT | 52.57 | | |
| 19 | Poon, Oscar | 11 SR | 53.51 | | |

| | | | |
|----|-----------------|---------|----------------|
| 20 | Burch, Chase | 12 BC25 | 54.94 |
| 21 | Schnaiter, Evan | 11 BC25 | 57.97 |
| 22 | Hill, Eli | 11 GT | 1:06.45 |
| -- | Gunda, Viraat | 11 BC25 | DQ |

#56 Girls 13-14 50yd Breaststroke

| DIL | Nell Casey | | 2023 | 31.99 | |
|-------------|---|----------|----------------|--------------|------------|
| | Georgetown Aquadillos | | | | |
| NWSC | Tailyn Schaufelberger | | 2017 | 31.28 | |
| | SSR | | | | |
| INV | NWSC Invitational Meet Qualifying Times '25 (Girls 13... | | | 41.53 | |
| PI | Name | Age Team | Official | Pts | Achv |
| 1 | Karvenz, Ailsa | 13 BC25 | 34.68 | 9 | INV |
| 2 | Kreidler, Anabella | 13 BC25 | 41.81 | 7 | |
| 3 | Zimmerman, Mary Grace | 13 SR | 44.23 | 6 | |
| 4 | Mitchell, Allison | 14 BC25 | 45.18 | 5 | |
| 5 | Viveros, Valerie | 14 GT | 47.37 | 4 | |
| 6 | Madhu, Sanvee | 14 BC25 | 48.12 | 3 | |
| 7 | Yi, Evelyn | 13 BC25 | 50.74 | 2 | |
| 8 | Noel, June | 13 GT | 50.87 | 1 | |
| 9 | Otoole, Caitlyn | 14 SR | 51.22 | | |
| 10 | Ganz, Sophia | 14 SR | 59.56 | | |
| 11 | Cherne, Brynn | 13 GT | 1:00.06 | | |
| -- | Yukich, Sam | 13 SR | NS | | |
| X | Bathey, Siyona EXH | 13 BC25 | NS | | |

#57 Boys 13-14 50yd Breaststroke

| DIL | Vince Ribeiro | | 2017 | 27.47 | |
|-------------|--|----------|--------------|--------------|------------|
| | Georgetown Aquadillos | | | | |
| NWSC | Vince Ribeiro | | 2017 | 27.47 | |
| | GTA | | | | |
| INV | NWSC Invitational Meet Qualifying Times '25 (Boys 13... | | | 37.68 | |
| PI | Name | Age Team | Official | Pts | Achv |
| 1 | Kreidler, Ethan | 14 BC25 | 32.53 | 9 | INV |
| 2 | Bedford, Brody | 14 SR | 35.27 | 7 | INV |
| 3 | Kessler, Sean | 13 GT | 37.07 | 6 | INV |
| 4 | Decker, Pete | 14 GT | 37.36 | 5 | INV |
| 5 | Knabe, Landon | 14 GT | 40.05 | 4 | |
| 6 | Sacrafamilia, Nicolai | 13 BC25 | 41.65 | 3 | |
| 7 | Hise, Brandon | 14 GT | 42.72 | 2 | |
| 8 | Cantu, Isaiah | 14 BC25 | 42.79 | 1 | |
| 9 | Zarzar, Alex | 13 BC25 | 44.04 | | |
| 10 | Patrick, Jacob | 14 SR | 44.35 | | |
| 11 | Tsapikau, Daniil | 14 BC25 | 44.38 | | |
| 12 | Mueller, Max | 14 SR | 47.20 | | |
| 13 | Smith, Landon | 13 GT | 50.90 | | |
| 14 | Porst, Asher | 13 SR | 51.55 | | |
| 15 | Garcia, Mateo | 13 BC25 | 53.97 | | |
| 16 | Parker, Owen | 14 SR | 56.61 | | |

#58 Women 15-17 50yd Breaststroke

| DIL | Hillary Pool | | 1998 | 32.49 | |
|-------------|--|----------|----------------|--------------|------------|
| | Georgetown Aquadillos | | | | |
| NWSC | Angela Wang | | 2015 | 30.43 | |
| | AMB | | | | |
| INV | NWSC Invitational Meet Qualifying Times '25 (Women... | | | 39.63 | |
| PI | Name | Age Team | Official | Pts | Achv |
| 1 | Walker, Allison | 17 BC25 | 33.25 | 9 | INV |
| 2 | Seal, Rachel | 16 SR | 34.19 | 7 | INV |
| 3 | Chozick, Sienna | 16 SR | 35.37 | 6 | INV |
| 4 | Kessler, Madeline | 15 GT | 36.77 | 5 | INV |
| 5 | Borick, Jordyn | 17 SR | 36.78 | 4 | INV |
| 6 | Stuart, Megan | 15 BC25 | 39.26 | 3 | INV |
| 7 | Griser, Sydney | 15 BC25 | 41.01 | 2 | |
| 8 | Stewart, Lorelei | 16 BC25 | 41.49 | 1 | |
| 9 | Nordhausen, Josie | 16 BC25 | 42.18 | | |
| 10 | Wong, Ellie | 15 BC25 | 42.55 | | |
| 11 | Bosland, RJ | 15 GT | 42.61 | | |
| 12 | Suman, Makenna | 17 BC25 | 43.51 | | |
| 13 | Ramos Gonzalez, Sofia | 16 BC25 | 47.62 | | |
| 14 | Marlow, Jemma | 15 BC25 | 47.73 | | |
| 15 | Morrison, Carissa | 15 GT | 50.19 | | |
| 16 | Eberle, Laurelei | 16 GT | 1:01.53 | | |

#59 Men 15-17 50yd Breaststroke

| DIL | Beau Fusilier | | 2014 | 28.30 | |
|-------------|---|----------|--------------|--------------|------------|
| | Georgetown Aquadillos | | | | |
| NWSC | Brandon Wong | | 2019 | 26.71 | |
| | SSR | | | | |
| INV | NWSC Invitational Meet Qualifying Times '25 (Men 15... | | | 33.46 | |
| PI | Name | Age Team | Official | Pts | Achv |
| 1 | Nealis, Colton | 15 BC25 | 29.37 | 9 | INV |
| 2 | Azuma-Hall, Maddox | 16 GT | 29.81 | 7 | INV |
| 3 | Winterbottom, Calvin | 17 SR | 30.98 | 6 | INV |
| 4 | Nealis, Parker | 15 BC25 | 31.10 | 5 | INV |
| 5 | Aleman, Daniel | 17 SR | 32.72 | 4 | INV |
| 6 | Rine, Hoak | 17 GT | 32.85 | 3 | INV |
| 7 | Nash, Colby | 17 BC25 | 33.44 | 2 | INV |
| 8 | Nguyen, Cordin | 16 BC25 | 33.83 | 1 | |
| 9 | Hudson, Luke | 17 BC25 | 34.42 | | |
| 10 | Lopez, Romeo | 16 GT | 34.62 | | |
| 11 | Hatch, Tate | 17 BC25 | 34.78 | | |
| 12 | Spencer, Keegan | 16 GT | 35.10 | | |
| 13 | Hedegore, Will | 15 BC25 | 37.39 | | |
| 14 | Sacrafamilia, Jeremiah | 16 BC25 | 38.45 | | |
| 15 | Horner, Nathan | 15 SR | 38.84 | | |
| 16 | Haggberg, Mark | 17 BC25 | 39.21 | | |
| 17 | Hunsaker, Canyon | 15 GT | 39.73 | | |
| 18 | Blake, Anderson | 15 GT | 41.07 | | |
| 19 | Solano, Brayden | 15 GT | 47.17 | | |

#60 Girls 7-8 50yd Freestyle

DIL **Tera Bradham** 2001 30.72
Georgetown Aquadillos

NWSC **Lyla Lusk** 2017 31.74
CPT

INV **NWSC Invitational Meet Qualifying Times '25 (Girls 7-8)** 46.93

| Pl | Name | Age Team | Official | Pts | Achv |
|----|---------------------|----------|----------|-----|------|
| 1 | Moëns, Mahé | 7 BC25 | 40.91 | 9 | INV |
| 2 | Payne, Zoe | 7 SR | 44.63 | 7 | INV |
| 3 | Madhavaram, Nitya | 8 BC25 | 45.68 | 6 | INV |
| 4 | Ryner, Sydney | 7 GT | 46.01 | 5 | INV |
| 5 | Hornkohl, Madison | 8 SR | 46.38 | 4 | INV |
| 6 | Mulsow, Claire | 8 BC25 | 46.77 | 3 | INV |
| 7 | Isbell, Ellie | 7 GT | 46.93 | 2 | INV |
| 8 | Morrison, Macy | 7 GT | 47.91 | 1 | |
| 9 | Wyatt, Monroe | 7 BC25 | 48.22 | | |
| 10 | Shrestha, Sorsha | 8 BC25 | 49.32 | | |
| 11 | Chartier, Julianne | 7 BC25 | 49.35 | | |
| 12 | Carlton, Claire | 8 GT | 50.14 | | |
| 13 | McMeekin, Lily | 8 SR | 50.56 | | |
| 14 | Norman, Emily | 8 GT | 51.27 | | |
| 15 | Cherne, Beckett | 7 GT | 54.87 | | |
| 16 | Wymore, Everly | 7 SR | 54.91 | | |
| 17 | Steck, Betsy | 8 BC25 | 58.34 | | |
| 18 | Greer, Caroline | 8 GT | 1:00.92 | | |
| 19 | Troxell, Blake | 8 GT | 1:02.56 | | |
| 20 | Lefebvre, Anais | 7 SR | 1:04.21 | | |
| 21 | Upadhyayula, Anagha | 8 BC25 | 1:57.76 | | |

#61 Boys 7-8 50yd Freestyle

DIL **Roger Henson** 2018 32.40
Georgetown Aquadillos

NWSC **Barry Zhang** 2021 30.12
AMB

INV **NWSC Invitational Meet Qualifying Times '25 (Boys 7-8)** 46.62

| Pl | Name | Age Team | Official | Pts | Achv |
|----|-------------------|----------|----------|-----|------|
| 1 | Dennon, Henry | 8 BC25 | 35.99 | 9 | INV |
| 2 | Mahmoud, Daniel | 8 SR | 39.43 | 7 | INV |
| 3 | Raphael, Raylan | 8 BC25 | 40.23 | 6 | INV |
| 4 | Takhtaganov, Mark | 8 GT | 41.90 | 5 | INV |
| 5 | Roberts, Cameron | 7 BC25 | 42.66 | 4 | INV |
| 6 | Borden, Brooks | 8 GT | 43.05 | 3 | INV |
| 7 | Donoho, Trevor | 7 GT | 43.08 | 2 | INV |
| 8 | Rasty, Ryan | 8 SR | 43.85 | 1 | INV |
| 9 | Silich, Robert | 7 SR | 44.73 | | INV |
| 10 | Parker, Connor | 8 SR | 46.30 | | INV |
| 11 | Finnigan, Cailan | 8 BC25 | 48.68 | | |
| 12 | Pham, Quan | 8 BC25 | 49.75 | | |
| 13 | Williams, Hugh | 7 BC25 | 53.01 | | |
| 14 | Nolan, Maddox | 7 BC25 | 53.49 | | |
| 15 | Clifton, Brooks | 8 SR | 54.62 | | |

| | | | | | |
|----|--------------------|--------|---------|--|--|
| 16 | Whisnant, Conrad | 7 GT | 59.91 | | |
| 17 | Skogman, Cale | 7 SR | 1:00.12 | | |
| 18 | Bruechner, Gene | 8 GT | 1:00.99 | | |
| 19 | Kreidler, Declan | 8 BC25 | 1:03.19 | | |
| 20 | Painter, Owen | 8 GT | 1:04.21 | | |
| 21 | Gebhart, Cole | 7 BC25 | 1:07.03 | | |
| 22 | Van Dyne, G | 8 GT | 1:07.71 | | |
| 23 | Saulsgiver, Case | 7 GT | 1:08.05 | | |
| 24 | Horner, Owen | 8 SR | 1:12.64 | | |
| 25 | Webb, Waylon | 8 GT | 1:17.34 | | |
| 26 | Miller, Matthew | 7 GT | 1:25.47 | | |
| 27 | Tredemeyer, Corbin | 8 GT | 1:26.27 | | |

#62 Girls 9-10 50yd Freestyle

DIL **Alex Maresca** 2011 29.60
Georgetown Aquadillos

NWSC **Trinity Hoang** 2016 26.17
CPT

INV **NWSC Invitational Meet Qualifying Times '25 (Girls 9-...)** 37.72

| Pl | Name | Age Team | Official | Pts | Achv |
|----|------------------------|----------|----------|-----|------|
| 1 | Luetkhoff, Lana | 10 SR | 31.58 | 9 | INV |
| 2 | Whisnant, Taylor | 10 GT | 33.39 | 7 | INV |
| 3 | Geron, Zoey | 10 BC25 | 34.26 | 6 | INV |
| 4 | Zimmerman, Caroline | 10 SR | 35.06 | 5 | INV |
| 5 | Washington, Harper | 9 SR | 35.77 | 4 | INV |
| 6 | Zeng, Ocean | 9 BC25 | 36.15 | 3 | INV |
| 7 | Mactal, Mia | 10 GT | 36.31 | 2 | INV |
| 8 | Edwards, Ellie | 9 BC25 | 37.31 | 1 | INV |
| 9 | Johnson, Addie | 10 GT | 37.71 | | INV |
| 10 | Dennon, Lillian | 9 BC25 | 38.14 | | |
| 11 | Lepak, Lucy | 10 BC25 | 38.72 | | |
| 12 | Miller, Cora | 9 GT | 40.94 | | |
| 13 | Dawson, Siloam | 10 BC25 | 41.08 | | |
| 14 | Cheng, QQ | 10 BC25 | 41.66 | | |
| 15 | Zarzar, Sofia | 9 BC25 | 41.78 | | |
| 16 | Bachman, Yenzi | 9 GT | 42.26 | | |
| 17 | Silker, Stella | 9 GT | 42.63 | | |
| 18 | Moran, Maggie | 10 BC25 | 42.93 | | |
| 19 | Warren, Audrey | 9 BC25 | 42.94 | | |
| 20 | Stewart, Sophia | 10 BC25 | 43.00 | | |
| 21 | Sanko, Diana | 10 SR | 43.45 | | |
| 22 | Garcia Capra, Sandrine | 10 BC25 | 43.87 | | |
| 23 | Bogner, Hannah | 9 BC25 | 44.60 | | |
| 24 | Brown, Mayah | 10 SR | 45.14 | | |
| 25 | Steck, Frannie | 10 BC25 | 45.61 | | |
| 26 | Gomez, Katy | 10 GT | 47.13 | | |
| 27 | Vu, Zoe | 10 BC25 | 50.30 | | |
| 28 | Solowy, Matilda | 9 GT | 52.67 | | |
| 29 | Saulsgiver, Layne | 10 GT | 52.73 | | |
| 30 | Norman, Dailey | 10 GT | 52.79 | | |
| 31 | Tran, Vien | 10 SR | 53.59 | | |
| 32 | Morrison, Alanah | 10 GT | 58.00 | | |
| 33 | Ganz, Audrey | 10 SR | 1:00.86 | | |
| 34 | Schnaiter, Arden | 9 BC25 | 1:14.28 | | |

| | | | |
|----|---------------|------|----------------|
| 35 | Oldham, Addie | 9 GT | 1:18.08 |
| 36 | Price, Karley | 9 GT | 1:24.12 |
| 37 | Saran, Riya | 9 SR | 1:43.75 |

#63 Boys 9-10 50yd Freestyle

DIL **Reilly Gilbert** 2012 28.74
Georgetown Aquadillos

NWSC **Barry Zhang** 2023 27.53
AMB

INV **NWSC Invitational Meet Qualifying Times '25 (Boys 9-...** 37.27

| PI | Name | Age Team | Official | Pts | Achv |
|----|--------------------|----------|----------------|-----|------------|
| 1 | Johnson, G2 | 10 GT | 30.78 | 9 | INV |
| 2 | Tsapikau, Gabriel | 10 BC25 | 31.31 | 7 | INV |
| 3 | Horner, Colin | 10 SR | 32.24 | 6 | INV |
| 4 | Wyatt, Foster | 10 BC25 | 32.49 | 5 | INV |
| 5 | Schulz, Samson | 10 GT | 32.76 | 4 | INV |
| 6 | Rothwell, Graham | 9 GT | 33.31 | 3 | INV |
| 7 | Hood, Jacob | 9 BC25 | 33.93 | 2 | INV |
| 8 | Donoho, Willy | 10 GT | 34.47 | 1 | INV |
| 9 | Drummond, Brody | 10 BC25 | 38.11 | | |
| 10 | Tredemeyer, Brady | 10 GT | 38.30 | | |
| 11 | Kruse, John | 9 SR | 38.81 | | |
| 12 | Williams, Ian | 10 BC25 | 39.76 | | |
| 13 | Hodge, Cody | 9 BC25 | 43.02 | | |
| 14 | Durkowski, Etienne | 10 BC25 | 43.13 | | |
| 15 | Gaziev, Alex | 9 SR | 43.47 | | |
| 16 | Lyke, Danny | 10 SR | 45.68 | | |
| 17 | Butler, Jace | 10 GT | 45.88 | | |
| 18 | Leonard, Dale | 9 BC25 | 46.45 | | |
| 19 | McCullough, Luke | 9 BC25 | 47.85 | | |
| 20 | Tofte, Oskar | 10 SR | 50.67 | | |
| 21 | Burt, Apollo | 10 SR | 51.64 | | |
| 22 | Zarzar, Gabriel | 10 BC25 | 52.95 | | |
| 23 | Hill, Knox | 9 GT | 54.38 | | |
| 24 | Shilling, Rhett | 9 BC25 | 55.05 | | |
| 25 | Mangels, Weston | 10 BC25 | 1:01.78 | | |
| 26 | Molinari, Thomas | 9 SR | 1:16.94 | | |
| 27 | Cox, Emmett | 9 BC25 | 1:26.82 | | |
| -- | Bathey, Arnav | 9 BC25 | NS | | |
| -- | Isbell, Jude | 9 GT | NS | | |

#64 Girls 11-12 100yd Freestyle

DIL **Morgan Henson** 2024 1:01.76
Georgetown Aquadillos

NWSC **Kendall Shields** 2013 56.57
SSB

INV **NWSC Invitational Meet Qualifying Times '25 (Girls 11...** 1:14.69

| PI | Name | Age Team | Official | Pts | Achv |
|----|---------------|----------|----------------|-----|------------|
| 1 | Carter, Tatum | 11 SR | 1:07.59 | 9 | INV |

| | | | | | |
|----|---------------------|---------|----------------|---|------------|
| 2 | McGlathery, Kaitlyn | 11 GT | 1:11.50 | 7 | INV |
| 3 | Johnson, Emery | 11 GT | 1:11.86 | 6 | INV |
| 4 | Patrick, Lauren | 12 SR | 1:15.83 | 5 | |
| 5 | Lowery, Savannah | 11 BC25 | 1:16.37 | 4 | |
| 6 | Zharova, Daria | 12 BC25 | 1:20.07 | 3 | |
| 7 | Ianello, Natalie | 11 SR | 1:20.40 | 2 | |
| 8 | Anderson, Caroline | 11 BC25 | 1:22.50 | 1 | |
| 9 | Basualdo, Fona | 12 GT | 1:23.70 | | |
| 10 | Golab, Vivian | 12 BC25 | 1:27.20 | | |
| 11 | Cotton, Ava | 12 BC25 | 1:28.11 | | |
| 12 | Hunsaker, Kennedy | 12 GT | 1:34.94 | | |
| 13 | Gray, Kigen | 12 SR | 1:37.28 | | |
| 14 | Peters, Genevieve | 11 BC25 | 1:38.58 | | |

#65 Boys 11-12 100yd Freestyle

DIL **Luke Halko** 2025 1:00.43
Georgetown Aquadillos

NWSC **Andrew Pickard** 2013 55.54
SSB

INV **NWSC Invitational Meet Qualifying Times '25 (Boys 11...** 1:11.49

| PI | Name | Age Team | Official | Pts | Achv |
|----|-------------------|----------|----------------|-----|------------|
| 1 | Watson, Davis | 12 SR | 1:03.60 | 9 | INV |
| 2 | Saladino, Anthony | 12 GT | 1:05.41 | 7 | INV |
| 3 | Sturman, Gavin | 12 GT | 1:08.22 | 6 | INV |
| 4 | Tseng, Ryan | 12 BC25 | 1:08.62 | 5 | INV |
| 5 | Xi, Nolan | 11 BC25 | 1:13.42 | 4 | |
| 6 | Shilling, Jack | 12 BC25 | 1:16.60 | 3 | |
| 7 | Bruechner, Herman | 12 GT | 1:17.08 | 2 | |
| 8 | Miller, Luke | 12 GT | 1:17.85 | 1 | |
| 9 | Wyatt, Julian | 12 BC25 | 1:22.23 | | |
| 10 | Oldham, Kaden | 11 GT | 1:30.66 | | |
| 11 | Sandefur, Elias | 11 GT | 1:36.42 | | |
| 12 | King, Jared | 12 GT | 1:47.14 | | |
| 13 | Porst, Griffin | 12 SR | 2:03.20 | | |
| -- | Benson, Jake | 12 GT | NS | | |

#66 Girls 13-14 100yd Freestyle

DIL **Abigail Halko** 2024 55.56
Georgetown Aquadillos

NWSC **Ella McQuinn** 2021 54.19
BCM

INV **NWSC Invitational Meet Qualifying Times '25 (Girls 13...** 1:09.80

| PI | Name | Age Team | Official | Pts | Achv |
|----|--------------------|----------|----------------|-----|------------|
| 1 | Sydykova, Jasmine | 14 SR | 1:01.06 | 9 | INV |
| 2 | Conklin, Charlotte | 13 GT | 1:06.57 | 7 | INV |
| 3 | Jones, Sarah | 14 BC25 | 1:11.35 | 6 | |
| 4 | Jones, Arabella | 13 BC25 | 1:23.39 | 5 | |
| 5 | Cotton, Piper | 14 BC25 | 1:24.32 | 4 | |
| 6 | Mendez, Leah | 14 BC25 | 1:27.56 | 3 | |

#67 Boys 13-14 100yd Freestyle

| | | | |
|-------------|--|-------------|----------------|
| DIL | Corby Furrer | 2017 | 48.43 |
| | Georgetown Aquadillos | | |
| NWSC | Corby Furrer | 2017 | 48.43 |
| | GTA | | |
| INV | NWSC Invitational Meet Qualifying Times '25 (Boys 13... | | |
| | | | 1:04.60 |

| PI | Name | Age Team | Official | Pts | Achv |
|----|-------------------|----------|----------|-----|------|
| 1 | Franklin, Callan | 14 SR | 56.03 | 9 | INV |
| 2 | Kreidler, Ethan | 14 BC25 | 56.33 | 7 | INV |
| 3 | Decker, Pete | 14 GT | 1:02.94 | 6 | INV |
| 4 | Spencer, Alistair | 13 GT | 1:03.11 | 5 | INV |
| 5 | Kessler, Sean | 13 GT | 1:07.56 | 4 | |
| 6 | Painter, Will | 13 GT | 1:10.98 | 3 | |
| 7 | Hise, Brandon | 14 GT | 1:13.21 | 2 | |
| 8 | Cantu, Isaiah | 14 BC25 | 1:18.65 | 1 | |
| 9 | Mueller, Max | 14 SR | 1:20.56 | | |
| 10 | Smith, Landon | 13 GT | 1:26.10 | | |
| 11 | Porst, Asher | 13 SR | 1:28.64 | | |
| 12 | Garcia, Mateo | 13 BC25 | 1:34.84 | | |
| 13 | Parker, Owen | 14 SR | 1:44.82 | | |

#68 Women 15-17 100yd Freestyle

| | | | |
|-------------|--|-------------|----------------|
| DIL | Virginia Lutz | 2019 | 54.73 |
| | Georgetown Aquadillos | | |
| NWSC | Hannah OLeary | 2022 | 52.35 |
| | RRD | | |
| INV | NWSC Invitational Meet Qualifying Times '25 (Women... | | |
| | | | 1:06.70 |

| PI | Name | Age Team | Official | Pts | Achv |
|----|-----------------------|----------|----------|-----|------|
| 1 | Orris, Alex | 16 SR | 54.62 | 9 | INV |
| 2 | Rich, Lily | 15 GT | 57.12 | 7 | INV |
| 3 | Rine, Paisley | 15 GT | 1:01.34 | 6 | INV |
| 4 | Drummond, Charlotte | 15 BC25 | 1:02.08 | 5 | INV |
| 5 | Nguyen, Haley | 17 BC25 | 1:03.25 | 4 | INV |
| 6 | White, Julia | 16 GT | 1:03.64 | 3 | INV |
| 7 | Suman, Makenna | 17 BC25 | 1:07.73 | 2 | |
| 8 | Aleman, Michelle | 15 SR | 1:08.16 | 1 | |
| 9 | Stewart, Lorelei | 16 BC25 | 1:09.00 | | |
| 10 | StJacques, Jasmine | 16 GT | 1:13.16 | | |
| 11 | Terry, Kathleen | 15 BC25 | 1:13.62 | | |
| 12 | Ramos Gonzalez, Sofia | 16 BC25 | 1:15.88 | | |
| 13 | Morrison, Carissa | 15 GT | 1:22.77 | | |

#69 Men 15-17 100yd Freestyle

| | | | |
|-------------|---|-------------|--------------|
| DIL | Beau Fusilier | 2014 | 46.94 |
| | Georgetown Aquadillos | | |
| NWSC | Gabriel Aleman | 2024 | 45.98 |
| | SSR | | |
| INV | NWSC Invitational Meet Qualifying Times '25 (Men 15... | | |
| | | | 56.59 |

| PI | Name | Age Team | Official | Pts | Achv |
|----|------------------|----------|----------|-----|------|
| 1 | Henson, Roger | 15 GT | 48.12 | 9 | INV |
| 2 | Morales, Matthew | 16 GT | 52.62 | 7 | INV |

| | | | | | |
|----|-------------------|---------|---------|---|-----|
| 3 | Peters, Christian | 15 BC25 | 53.69 | 6 | INV |
| 4 | Parchen, Nico | 16 SR | 54.61 | 5 | INV |
| 5 | Cox, Aydan | 15 GT | 56.56 | 4 | INV |
| 6 | Spencer, Keegan | 16 GT | 57.62 | 3 | |
| 7 | Durham, Colin | 16 BC25 | 1:03.59 | 2 | |
| 8 | Case, Ethan | 16 GT | 1:05.40 | 1 | |
| 9 | Jami, Amartya | 15 BC25 | 1:06.15 | | |
| 10 | Solano, Brayden | 15 GT | 1:17.35 | | |

#70 Girls 7-8 25yd Butterfly

| | | | |
|-------------|--|-------------|--------------|
| DIL | Tera Bradham | 2001 | 16.28 |
| | Georgetown Aquadillos | | |
| NWSC | CC Struck | 2022 | 15.19 |
| | SSB | | |
| INV | NWSC Invitational Meet Qualifying Times '25 (Girls 7-8) | | |
| | | | 25.22 |

| PI | Name | Age Team | Official | Pts | Achv |
|-----|---------------------|----------|----------|-----|------|
| 1 | Chartier, Colette | 8 BC25 | 17.98 | 9 | INV |
| 2 | Pham, Vanessa | 8 BC25 | 18.19 | 7 | INV |
| 3 | Johnson, Claire | 8 GT | 18.31 | 6 | INV |
| 4 | Sydykova, Zara | 7 SR | 22.98 | 5 | INV |
| 5 | Wagoner, Braelynn | 8 GT | 23.47 | 4 | INV |
| 6 | Morrison, Macy | 7 GT | 23.97 | 3 | INV |
| 7 | Payne, Zoe | 7 SR | 25.03 | 2 | INV |
| 8 | Tollefsrud, Norah | 8 GT | 25.15 | 1 | INV |
| 9 | Cluff, Maddie | 8 BC25 | 25.86 | | |
| 10 | Carlton, Claire | 8 GT | 25.93 | | |
| 11 | Buchanan, Bea | 7 SR | 27.12 | | |
| 12 | Wymore, Everly | 7 SR | 28.97 | | |
| 13 | Moran, Charlotte | 8 BC25 | 30.30 | | |
| 14 | Edwards, Abby | 7 BC25 | 31.85 | | |
| 15 | Hornkohl, Madison | 8 SR | 34.39 | | |
| 16 | Evans, Layla | 7 SR | 36.57 | | |
| 17* | Greer, Charlotte | 8 GT | 38.57 | | |
| 17* | Whisnant, Sigrid | 8 GT | 38.57 | | |
| 19 | Troxell, Blake | 8 GT | 45.44 | | |
| 20 | Hasan, Reina | 7 BC25 | 46.44 | | |
| 21 | Johnson, Annabelle | 7 GT | 50.97 | | |
| 22 | Schulz, Scout | 8 GT | 1:12.06 | | |
| 23 | Upadhyayula, Anagha | 8 BC25 | 2:02.63 | | |
| -- | Burt, Maeva | 7 SR | DQ | | |
| -- | Medich, Mackenzie | 8 SR | DQ | | |

#71 Boys 7-8 25yd Butterfly

| | | | |
|-------------|---|-------------|--------------|
| DIL | Roger Henson | 2018 | 16.49 |
| | Georgetown Aquadillos | | |
| NWSC | Maverick Lippe | 2022 | 14.69 |
| | BCM | | |
| INV | NWSC Invitational Meet Qualifying Times '25 (Boys 7-8) | | |
| | | | 27.28 |

| PI | Name | Age Team | Official | Pts | Achv |
|----|-----------------|----------|----------|-----|------|
| 1 | Barho, Jake | 8 GT | 18.30 | 9 | INV |
| 2 | Lopes, Price | 8 SR | 20.52 | 7 | INV |
| 3 | Buchanan, Allen | 8 SR | 22.75 | 6 | INV |

| | | | | | |
|----|-------------------|--------|----------------|---|-----|
| 4 | Murphy, Jackson | 8 SR | 24.42 | 5 | INV |
| 5 | Raphael, Raylan | 8 BC25 | 24.48 | 4 | INV |
| 6 | Ryan, Oliver | 8 GT | 25.02 | 3 | INV |
| 7 | Hunsaker, Crew | 7 GT | 26.83 | 2 | INV |
| 8 | Campbell, Raygen | 8 GT | 30.64 | 1 | |
| 9 | Nolan, Maddox | 7 BC25 | 31.73 | | |
| 10 | Pham, Quan | 8 BC25 | 32.85 | | |
| 11 | Skogman, Cale | 7 SR | 33.22 | | |
| 12 | Ness, Hugo | 8 GT | 35.69 | | |
| 13 | Strickland, Jonah | 8 BC25 | 36.79 | | |
| 14 | Gebhart, Cole | 7 BC25 | 45.76 | | |
| 15 | Dawson, Ronald | 7 BC25 | 46.89 | | |
| 16 | Kreidler, Declan | 8 BC25 | 51.64 | | |
| 17 | Mendez, Owen | 7 BC25 | 51.79 | | |
| 18 | Johnson, Callan | 7 GT | 1:12.02 | | |
| -- | Blankenship, Ian | 7 BC25 | DQ | | |
| -- | Ford, Samuel | 8 BC25 | DQ | | |
| -- | Mason, Destin | 7 BC25 | DQ | | |
| -- | Horner, Owen | 8 SR | DQ | | |
| -- | Williams, Carter | 7 SR | DQ | | |
| -- | Carroll, Trent | 7 BC25 | DQ | | |

#72 Girls 9-10 25yd Butterfly

| DIJ | Alex Maresca | 2011 | 14.60 | | |
|-----------------------|---|----------|--------------|-----|------|
| Georgetown Aquadillos | | | | | |
| NWSC | Trinity Hoang | 2016 | 12.88 | | |
| CPT | | | | | |
| INV | NWSC Invitational Meet Qualifying Times '25 (Girls 9-... | | 19.30 | | |
| PI | Name | Age Team | Official | Pts | Achv |
| 1 | Barho, Ellie | 10 GT | 15.94 | 9 | INV |
| 2 | Stovall, Elleana | 10 BC25 | 17.26 | 7 | INV |
| 3 | Cherne, Grier | 10 GT | 17.47 | 6 | INV |
| 4 | Trevelise, Ava | 10 SR | 17.70 | 5 | INV |
| 5 | Spencer, Piper | 9 SR | 17.80 | 4 | INV |
| 6 | Whisnant, Taylor | 10 GT | 18.81 | 3 | INV |
| 7 | Johnson, Addie | 10 GT | 19.08 | 2 | INV |
| 8 | Edwards, Ellie | 9 BC25 | 19.09 | 1 | INV |
| 9* | Stout, Naomi | 10 BC25 | 19.39 | | |
| 9* | Washington, Harper | 9 SR | 19.39 | | |
| 11 | Zhang, Serena | 10 SR | 21.16 | | |
| 12 | Silker, Stella | 9 GT | 21.89 | | |
| 13 | Hunsaker, Kerrigan | 9 GT | 22.55 | | |
| 14 | Prudoff, Aniston | 9 GT | 23.03 | | |
| 15 | Brown, Mayah | 10 SR | 23.66 | | |
| 16 | Caskey, Lila Cate | 10 GT | 23.74 | | |
| 17 | Sanko, Diana | 10 SR | 23.99 | | |
| 18 | Porst, Ellie | 10 SR | 24.01 | | |
| 19 | Franz, Kenna | 9 GT | 24.02 | | |
| 20 | Cheng, QQ | 10 BC25 | 24.07 | | |
| 21 | Paume, Ella | 9 BC25 | 24.29 | | |

| | | | |
|----|------------------|---------|--------------|
| 22 | Dawson, Siloam | 10 BC25 | 24.62 |
| 23 | Oelfke, Cece | 9 SR | 25.80 |
| 24 | Gebhart, Skylar | 9 BC25 | 25.94 |
| 25 | Bogner, Hannah | 9 BC25 | 26.75 |
| 26 | Steck, Frannie | 10 BC25 | 28.49 |
| 27 | Vogel, Vivian | 10 SR | 28.75 |
| 28 | Puri, Omya | 9 BC25 | 28.91 |
| 29 | Gomez, Katy | 10 GT | 29.23 |
| 30 | Solowy, Matilda | 9 GT | 29.35 |
| 31 | Chavez, Victoria | 10 GT | 30.43 |
| 32 | Ganz, Audrey | 10 SR | 30.48 |
| 33 | Meichtry, Vera | 9 BC25 | 42.50 |
| 34 | Price, Karley | 9 GT | 47.19 |
| 35 | Oldham, Addie | 9 GT | 51.44 |
| -- | Morrison, Alanah | 10 GT | DQ |
| -- | Wolter, Pearl | 10 GT | NS |
| -- | Bobba, Dharani | 9 BC25 | NS |

#73 Boys 9-10 25yd Butterfly

| DIJ | Reilly Gilbert | 2012 | 14.56 | | |
|-----------------------|--|----------|--------------|-----|------|
| Georgetown Aquadillos | | | | | |
| NWSC | Maverick Lippe | 2024 | 13.25 | | |
| BCM | | | | | |
| INV | NWSC Invitational Meet Qualifying Times '25 (Boys 9-... | | 20.26 | | |
| PI | Name | Age Team | Official | Pts | Achv |
| 1 | Johnson, G2 | 10 GT | 15.40 | 9 | INV |
| 2 | Horner, Colin | 10 SR | 15.93 | 7 | INV |
| 3 | Wyatt, Foster | 10 BC25 | 15.99 | 6 | INV |
| 4 | Rothwell, Graham | 9 GT | 16.05 | 5 | INV |
| 5 | Kartsev, Symon | 9 BC25 | 17.18 | 4 | INV |
| 6 | Sacrafamilia, Matteo | 9 BC25 | 17.91 | 3 | INV |
| 7 | Liu, Xander | 9 BC25 | 19.20 | 2 | INV |
| 8 | Carroll, Dane | 10 BC25 | 19.47 | 1 | INV |
| 9 | Still, Carter | 10 GT | 19.50 | | INV |
| 10 | Singh, Trishiv | 9 BC25 | 20.12 | | INV |
| 11 | Mahmoud, Gabriel | 10 SR | 20.40 | | |
| 12 | Fulton, Ashton | 10 SR | 20.56 | | |
| 13 | De Alejandro, Cristian | 9 SR | 21.16 | | |
| 14 | Datar, Aarush | 10 BC25 | 21.55 | | |
| 15 | Bennett, Bronson | 9 BC25 | 22.19 | | |
| 16 | Thekkekara, Jonathan | 10 BC25 | 23.96 | | |
| 17 | Chowdhery, Vivaan | 10 BC25 | 24.92 | | |
| 18 | Liang, Benjamin | 9 BC25 | 25.20 | | |
| 19 | Cameron, Tate | 10 BC25 | 26.60 | | |
| 20 | Evans, Hudson | 9 SR | 27.07 | | |
| 21 | Wyatt, Jude | 9 BC25 | 29.03 | | |
| 22 | Poon, Owen | 9 SR | 31.56 | | |
| 23 | Sankar, Dravin | 10 SR | 34.87 | | |
| 24 | Aier, Sanen | 9 BC25 | 35.38 | | |
| 25 | Pacheco, Matthew | 10 GT | 44.74 | | |
| -- | Kruse, John | 10 GT | DQ | | |

#74 Girls 11-12 25yd Butterfly

| | | | |
|-------------|---|-------------|--------------|
| DIL | Jessica Yeager | 2014 | 13.03 |
| | Georgetown Aquadillos | | |
| NWSC | KyAnh Truong | 2016 | 12.17 |
| | AMB | | |
| INV | NWSC Invitational Meet Qualifying Times '25 (Girls 11... | | 15.89 |

| PI | Name | Age Team | Official | Pts | Achv |
|----|----------------------|----------|----------|-----|------------|
| 1 | Williams, Annie | 12 BC25 | 13.61 | 9 | INV |
| 2 | Henson, Taylor | 12 GT | 14.22 | 7 | INV |
| 3 | McGlathery, Kaitlyn | 11 GT | 14.67 | 6 | INV |
| 4 | Bryan, Quinn | 12 BC25 | 14.78 | 5 | INV |
| 5 | Carter, Tatum | 11 SR | 15.27 | 4 | INV |
| 6 | Johnson, Emery | 11 GT | 16.02 | 3 | |
| 7 | Aier, Sentibenla | 12 BC25 | 16.29 | 2 | |
| 8 | Barho, Laynie | 12 GT | 16.77 | 1 | |
| 9 | Borden, Landry | 12 GT | 18.25 | | |
| 10 | Leonard, Eleanor | 11 BC25 | 18.43 | | |
| 11 | Horrall, Amelia | 12 GT | 20.16 | | |
| 12 | Hunsaker, Kennedy | 12 GT | 20.66 | | |
| 13 | Cotton, Zamiah | 12 BC25 | 22.12 | | |
| 14 | Karaivanova, Abigail | 11 GT | 23.78 | | |
| 15 | Penmetsa, Naisha | 11 SR | 23.89 | | |
| 16 | Gray, Kigen | 12 SR | 24.77 | | |
| 17 | Baker, Ella | 12 BC25 | 26.36 | | |
| 18 | Pacheco, Georgiana | 12 GT | 33.40 | | |
| -- | Wells, Seli | 12 BC25 | DQ | | |

#75 Boys 11-12 25yd Butterfly

| | | | |
|-------------|--|-------------|--------------|
| DIL | Chance Garcia | 2019 | 12.12 |
| | Georgetown Aquadillos | | |
| NWSC | Evan Roberts | 2018 | 11.94 |
| | CPT | | |
| INV | NWSC Invitational Meet Qualifying Times '25 (Boys 11... | | 16.53 |

| PI | Name | Age Team | Official | Pts | Achv |
|----|--------------------|----------|----------|-----|------------|
| 1 | Yu, Liam | 11 BC25 | 14.75 | 9 | INV |
| 2 | Horner, William | 12 SR | 15.01 | 7 | INV |
| 3 | Sydykov, Sultan | 11 SR | 15.71 | 6 | INV |
| 4 | Gibson, Andrew | 12 GT | 15.72 | 5 | INV |
| 5 | Lupton, Will | 11 BC25 | 17.33 | 4 | |
| 6 | Knabe, Greyson | 12 GT | 17.82 | 3 | |
| 7 | Grechushnikov, Ian | 11 SR | 18.21 | 2 | |
| 8 | Mueller, Zac | 11 SR | 18.34 | 1 | |
| 9 | Bennett, Roman | 12 BC25 | 18.44 | | |
| 10 | Kearby, Jack | 11 GT | 18.96 | | |
| 11 | Hood, Collin | 11 BC25 | 19.55 | | |
| 12 | Bogner, Luke | 12 BC25 | 20.50 | | |
| 13 | Butler, Reed | 12 SR | 22.19 | | |
| 14 | Mitchell, Benjamin | 12 BC25 | 22.75 | | |
| 15 | Oldham, Kaden | 11 GT | 24.02 | | |
| 16 | Gunda, Viraat | 11 BC25 | 25.98 | | |
| 17 | Ghanem, Akram | 11 SR | 26.38 | | |
| 18 | Hornkohl, Liam | 11 SR | 30.37 | | |

19 House, Adam 11 BC25 32.75

#76 Girls 11-12 50yd Butterfly

| | | | |
|-------------|---|-------------|--------------|
| DIL | Morgan Henson | 2025 | 29.98 |
| | Georgetown Aquadillos | | |
| NWSC | Ashely Gallardo | 2016 | 30.98 |
| | RRD | | |
| INV | NWSC Invitational Meet Qualifying Times '25 (Girls 11... | | 36.89 |

| PI | Name | Age Team | Official | Pts | Achv |
|----|-------------------|----------|----------|-----|------------|
| 1 | Bryan, Quinn | 12 BC25 | 33.19 | 9 | INV |
| 2 | Pham, Annabella | 12 BC25 | 33.27 | 7 | INV |
| 3 | Stuart, Katie | 12 BC25 | 36.76 | 6 | INV |
| 4 | Lopez, Alisa | 12 GT | 36.84 | 5 | INV |
| 5 | Rasty, Abigail | 12 SR | 38.98 | 4 | |
| 6 | Zharova, Daria | 12 BC25 | 42.42 | 3 | |
| 7 | Shu, Ailsa | 11 BC25 | 47.83 | 2 | |
| 8 | Peters, Genevieve | 11 BC25 | 49.76 | 1 | |
| 9 | Cantu, Lilianna | 12 BC25 | 59.98 | | |
| -- | Lupton, Maggie | 12 BC25 | DQ | | |

#77 Boys 11-12 50yd Butterfly

| | | | |
|-------------|--|-------------|--------------|
| DIL | Anthony Saladino | 2025 | 30.73 |
| | Georgetown Aquadillos | | |
| NWSC | Cash Naylor | 2022 | 35.19 |
| | FNS | | |
| INV | NWSC Invitational Meet Qualifying Times '25 (Boys 11... | | 37.09 |

| PI | Name | Age Team | Official | Pts | Achv |
|----|------------------|----------|----------|-----|------------|
| 1 | Parker, Harrison | 12 SR | 31.14 | 9 | INV |
| 2 | Hedegore, Ben | 11 BC25 | 35.34 | 7 | INV |
| 3 | Xi, Nolan | 11 BC25 | 42.47 | 6 | |
| 4 | McWha, Liam | 12 GT | 45.70 | 5 | |
| 5 | Gebhart, Ian | 11 BC25 | 48.28 | 4 | |

#78 Girls 13-14 50yd Butterfly

| | | | |
|-------------|---|-------------|--------------|
| DIL | Addison Petersen | 2024 | 26.87 |
| | Georgetown Aquadillos | | |
| NWSC | Cassie Phillips | 2014 | 25.70 |
| | RRD | | |
| INV | NWSC Invitational Meet Qualifying Times '25 (Girls 13... | | 34.82 |

| PI | Name | Age Team | Official | Pts | Achv |
|----|-----------------------|----------|----------|-----|------------|
| 1 | Sydykova, Jasmine | 14 SR | 28.70 | 9 | INV |
| 2 | Carter, Sawyer | 13 SR | 29.17 | 7 | INV |
| 3 | Stout, Olivia | 13 BC25 | 32.04 | 6 | INV |
| 4 | Karvenz, Ailsa | 13 BC25 | 32.58 | 5 | INV |
| 5 | Zimmerman, Mary Grace | 13 SR | 34.68 | 4 | INV |
| 6 | Miller, Quinn | 13 GT | 35.30 | 3 | |
| 7 | Golab, Lucy | 14 BC25 | 37.18 | 2 | |
| 8 | Viveros, Valerie | 14 GT | 37.35 | 1 | |
| 9 | Riddle, Addy | 14 GT | 38.43 | | |
| 10 | Jones, Arabella | 13 BC25 | 41.51 | | |
| 11 | Cotton, Piper | 14 BC25 | 45.34 | | |
| 12 | Madhu, Sanvee | 14 BC25 | 50.95 | | |

13 McCullough, Samantha 13 BC25 **54.87**

#79 Boys 13-14 50yd Butterfly

DIL Vince Ribeiro 2017 **23.39**

Georgetown Aquadillos

NWSC Vince Ribeiro 2017 **23.39**

GTA

INV **NWSC Invitational Meet Qualifying Times '25 (Boys 13...** **32.14**

| Pl | Name | Age Team | Official | Pts | Achv |
|----|-------------------|----------|--------------|-----|------------|
| 1 | Bedford, Brody | 14 SR | 28.36 | 9 | INV |
| 2 | Decker, Pete | 14 GT | 29.50 | 7 | INV |
| 3 | Franklin, Callan | 14 SR | 29.61 | 6 | INV |
| 4 | Spencer, Alistair | 13 GT | 35.48 | 5 | |
| 5 | Hise, Brandon | 14 GT | 36.10 | 4 | |
| 6 | Tsapikau, Daniil | 14 BC25 | 44.21 | 3 | |

#80 Women 15-17 50yd Butterfly

DIL Addison Petersen 2025 **27.67**

Georgetown Aquadillos

NWSC KyAnh Truong 2021 **24.96**

AMB

INV **NWSC Invitational Meet Qualifying Times '25 (Women...** **32.43**

| Pl | Name | Age Team | Official | Pts | Achv |
|----|---------------------------|----------|--------------|-----|--------------------------|
| 1 | Petersen, Addison | 15 GT | 27.09 | 9 | DIL INV |
| 2 | Orris, Alex | 16 SR | 27.29 | 7 | INV |
| 3 | Walker, Allison | 17 BC25 | 27.83 | 6 | INV |
| 4 | Borick, Jamie | 16 SR | 27.89 | 5 | INV |
| 5 | Rine, Paisley | 15 GT | 29.05 | 4 | INV |
| 6 | Drummond, Charlotte | 15 BC25 | 29.39 | 3 | INV |
| 7 | Linstruth, Lucy | 16 BC25 | 30.51 | 2 | INV |
| 8 | Espericueta, Izabella | 16 BC25 | 30.69 | 1 | INV |
| 9 | Seal, Rachel | 16 SR | 30.79 | | INV |
| 10 | White, Julia | 16 GT | 31.05 | | INV |
| 11 | Matula, Clara | 16 BC25 | 31.35 | | INV |
| 12 | Spencer, Brooke | 17 SR | 33.22 | | |
| 13 | Nordhausen, Josie | 16 BC25 | 34.69 | | |
| 14 | Morrison, Carissa | 15 GT | 45.83 | | |
| X | Morrison, Ella EXH | 17 GT | 34.66 | | |

#81 Men 15-17 50yd Butterfly

DIL Reilly Gilbert 2019 **23.35**

Georgetown Aquadillos

NWSC Aaron Gordon 2024 **22.63**

SSB

INV **NWSC Invitational Meet Qualifying Times '25 (Men 15...** **27.90**

| Pl | Name | Age Team | Official | Pts | Achv |
|----|----------------------|----------|--------------|-----|------------|
| 1 | Bryan, Liam | 16 BC25 | 24.47 | 9 | INV |
| 2 | Terrell, Wyatt | 16 GT | 26.03 | 7 | INV |
| 3 | Winterbottom, Calvin | 17 SR | 26.62 | 6 | INV |
| 4 | Nealis, Colton | 15 BC25 | 27.04 | 5 | INV |

| | | | | | |
|----|------------------------|---------|--------------|---|------------|
| 5 | Peters, Christian | 15 BC25 | 27.26 | 4 | INV |
| 6 | Hatch, Tate | 17 BC25 | 27.63 | 3 | INV |
| 7 | Rine, Hoak | 17 GT | 28.25 | 2 | |
| 8 | Cox, Aydan | 15 GT | 28.70 | 1 | |
| 9 | Haggberg, Mark | 17 BC25 | 28.76 | | |
| 10 | Zhou, Benjamin | 16 BC25 | 28.98 | | |
| 11 | Sacrafamilia, Jeremiah | 16 BC25 | 29.66 | | |
| 12 | Lopez, Romeo | 16 GT | 29.88 | | |
| 13 | Hedegore, Will | 15 BC25 | 30.29 | | |
| 14 | Suthar, Chase | 17 SR | 31.11 | | |
| 15 | Horner, Nathan | 15 SR | 35.08 | | |
| 16 | Case, Ethan | 16 GT | 35.33 | | |

#82 Girls 7-8 100yd Freestyle Relay

DIL Georgetown Aquadillos 2009 **1:08.19**

Hadley Cowan, Lily Brown, Avery Tyndall, Alex Maresca

NWSC CPT 2017 **1:05.56**

El Costello, Alex Fisher, lyla Gamez, Lyla Lusk

| Pl | Team | Relay | Official | Pts | Achv |
|----|----------------------------|----------------------------|----------------|-----|------|
| 1 | Brushy Creek | A BC25 | 1:15.43 | 9 | |
| | 1) Moëns, Mahé (7) | 2) Cluff, Maddie (8) | | | |
| | 3) Pham, Vanessa (8) | 4) Chartier, Colette (8) | | | |
| 2 | Aquadillos | A GT | 1:16.53 | 7 | |
| | 1) Isbell, Ellie (7) | 2) Wagoner, Braelynn (8) | | | |
| | 3) Ryner, Sydney (7) | 4) Johnson, Claire (8) | | | |
| 3 | Brushy Creek | B BC25 | 1:24.18 | 6 | |
| | 1) Chartier, Julianne (7) | 2) Mulsow, Claire (8) | | | |
| | 3) Wyatt, Monroe (7) | 4) Madhavaram, Nitya (8) | | | |
| 4 | Stars Red | A SR | 1:25.13 | 5 | |
| | 1) Hornkohl, Madison (8) | 2) Garg, Myra (8) | | | |
| | 3) McMeekin, Lily (8) | 4) Payne, Zoe (7) | | | |
| 5 | Aquadillos | B GT | 1:31.91 | 4 | |
| | 1) Morrison, Macy (7) | 2) Troxell, Blake (8) | | | |
| | 3) Tollefsrud, Norah (8) | 4) Carlton, Claire (8) | | | |
| 6 | Brushy Creek | C BC25 | 1:35.39 | | |
| | 1) Durkowski, Mirabele (7) | 2) Steck, Betsy (8) | | | |
| | 3) Tewksbary, Cohen (7) | 4) Shrestha, Sorsha (8) | | | |
| 7 | Stars Red | C SR | 1:42.08 | 3 | |
| | 1) Buchanan, Bea (7) | 2) Kinsell, Clara (7) | | | |
| | 3) Morales, Emily (7) | 4) Tankersley, Ellie (7) | | | |
| 8 | Stars Red | B SR | 1:44.87 | | |
| | 1) Sydykova, Zara (7) | 2) Haak, Lilly (8) | | | |
| | 3) Burt, Maeva (7) | 4) Wymore, Everly (7) | | | |
| 9 | Aquadillos | C GT | 1:59.91 | | |
| | 1) Whisnant, Sigrid (8) | 2) Knabe, Caroline (7) | | | |
| | 3) Greer, Charlotte (8) | 4) Greer, Caroline (8) | | | |
| 10 | Brushy Creek | D BC25 | 2:09.73 | | |
| | 1) Hasan, Reina (7) | 2) Upadhyayula, Anagha (8) | | | |
| | 3) Edwards, Abby (7) | 4) Moran, Charlotte (8) | | | |

| | | | |
|----|--------------------|----------------------|----------------|
| 11 | Stars Red | D SR | 2:37.47 |
| | 1) Chen, Eden (7) | 2) Vogel, Evelyn (8) | |
| | 3) Brown, Mina (7) | 4) Gray, Harper (7) | |

#83 Boys 7-8 100yd Freestyle Relay

| | | | |
|------------|--|-------------|----------------|
| DIL | Georgetown Aquadillos | 2018 | 1:03.82 |
| | Hayden Gembol, Everett Borden, Weston Hepp, Roger Henson | | |

| | | | |
|-------------|--|-------------|----------------|
| NWSC | GTA | 2018 | 1:03.82 |
| | Hayden Gembol, Everett Borden, Weston Hepp, Roger Henson | | |

| Pl | Team | Relay | Official | Pts | Achv |
|----|--------------------------|--------------------------|----------------|-----|------|
| 1 | Brushy Creek | A BC25 | 1:11.75 | 9 | |
| | 1) Roberts, Cameron (7) | 2) Finnigan, Cailan (8) | | | |
| | 3) Raphael, Raylan (8) | 4) Dennon, Henry (8) | | | |
| 2 | Stars Red | A SR | 1:11.93 | 7 | |
| | 1) Buchanan, Allen (8) | 2) Rasty, Ryan (8) | | | |
| | 3) Lopes, Price (8) | 4) Mahmoud, Daniel (8) | | | |
| 3 | Aquadillos | A GT | 1:14.94 | 6 | |
| | 1) Ryan, Oliver (8) | 2) Takhtaganov, Mark (8) | | | |
| | 3) Borden, Brooks (8) | 4) Barho, Jake (8) | | | |
| 4 | Aquadillos | B GT | 1:23.10 | 5 | |
| | 1) Campbell, Raygen (8) | 2) Hunsaker, Crew (7) | | | |
| | 3) Kearby, Trevor (8) | 4) Donoho, Trevor (7) | | | |
| 5 | Stars Red | B SR | 1:27.59 | 4 | |
| | 1) Parker, Connor (8) | 2) Mak, Kaiven (8) | | | |
| | 3) Silich, Robert (7) | 4) Murphy, Jackson (8) | | | |
| 6 | Brushy Creek | B BC25 | 1:28.36 | 3 | |
| | 1) Pham, Quan (8) | 2) Williams, Hugh (7) | | | |
| | 3) Nolan, Maddox (7) | 4) Lupton, George (8) | | | |
| 7 | Stars Red | C SR | 1:50.57 | | |
| | 1) Clifton, Brooks (8) | 2) Penmetsa, Mahith (8) | | | |
| | 3) Skogman, Cale (7) | 4) Chen, Luke (7) | | | |
| 8 | Brushy Creek | D BC25 | 1:56.15 | | |
| | 1) Dawson, Ronald (7) | 2) Kreidler, Declan (8) | | | |
| | 3) Blankenship, Ian (7) | 4) Mason, Destin (7) | | | |
| 9 | Brushy Creek | C BC25 | 1:59.52 | | |
| | 1) Gebhart, Cole (7) | 2) Carroll, Trent (7) | | | |
| | 3) Strickland, Jonah (8) | 4) Raphael, Riley (7) | | | |
| 10 | Aquadillos | C GT | 2:09.92 | | |
| | 1) Johnson, Callan (7) | 2) Van Dyne, G (8) | | | |
| | 3) Wilson, Billy (8) | 4) Whisnant, Conrad (7) | | | |

#84 Girls 9-10 100yd Freestyle Relay

| | | | |
|------------|--|-------------|--------------|
| DIL | Georgetown Aquadillos | 2022 | 58.35 |
| | Riley Lyons, Abigail Minear, Taylor Henson, Ava Newsom | | |

| | | | |
|-------------|---|-------------|--------------|
| NWSC | SSB | 2024 | 56.21 |
| | Delara Daneshgar, Hannah Wang, Reagan Searight, CC Struck | | |

| Pl | Team | Relay | Official | Pts | Achv |
|----|--------------------------------|----------------------------|----------------|-----|------|
| 1 | Brushy Creek | A BC25 | 1:00.36 | 9 | |
| | 1) Stovall, Elleana (10) | 2) Geron, Zoey (10) | | | |
| | 3) Zeng, Ocean (9) | 4) Chartier, Adeline (10) | | | |
| 2 | Stars Red | A SR | 1:01.51 | 7 | |
| | 1) Zimmerman, Caroline (10) | 2) Zhang, Serena (10) | | | |
| | 3) Washington, Harper (9) | 4) Luetkhoff, Lana (10) | | | |
| 3 | Aquadillos | A GT | 1:03.69 | 6 | |
| | 1) Simpson, McKenna (10) | 2) Johnson, Addie (10) | | | |
| | 3) Whisnant, Taylor (10) | 4) Barho, Ellie (10) | | | |
| 4 | Brushy Creek | B BC25 | 1:09.33 | 5 | |
| | 1) Dennon, Lillian (9) | 2) Lepak, Lucy (10) | | | |
| | 3) Dawson, Siloam (10) | 4) Edwards, Ellie (9) | | | |
| 5 | Stars Red | B SR | 1:10.72 | 4 | |
| | 1) Trevelise, Ava (10) | 2) Spencer, Piper (9) | | | |
| | 3) Skogman, June (9) | 4) Payne, Emma (9) | | | |
| 6 | Aquadillos | B GT | 1:11.63 | 3 | |
| | 1) Rhea, Katie (10) | 2) Silker, Stella (9) | | | |
| | 3) Mactal, Mia (10) | 4) Horrall, Adeline (9) | | | |
| 7 | Brushy Creek | C BC25 | 1:13.81 | | |
| | 1) Cheng, QQ (10) | 2) Stewart, Sophia (10) | | | |
| | 3) Warren, Audrey (9) | 4) Stout, Naomi (10) | | | |
| 8 | Brushy Creek | D BC25 | 1:15.35 | | |
| | 1) Bogner, Hannah (9) | 2) Moran, Maggie (10) | | | |
| | 3) Madhavaram, Neeha (10) | 4) Zarzar, Sofia (9) | | | |
| 9 | Aquadillos | C GT | 1:15.63 | | |
| | 1) Caskey, Lila Cate (10) | 2) Franz, Kenna (9) | | | |
| | 3) StJacques, Emily (10) | 4) Carlton, Caroline (10) | | | |
| 10 | Brushy Creek | E BC25 | 1:18.23 | | |
| | 1) Garcia Capra, Sandrine (10) | 2) Gebhart, Skylar (9) | | | |
| | 3) Steck, Frannie (10) | 4) Paume, Ella (9) | | | |
| 11 | Stars Red | C SR | 1:18.93 | | |
| | 1) Vogel, Vivian (10) | 2) Leavell, Mary Alice (9) | | | |
| | 3) Porst, Ellie (10) | 4) Sanko, Diana (10) | | | |
| 12 | Aquadillos | D GT | 1:19.81 | | |
| | 1) Bachman, Yenzi (9) | 2) Saulsgiver, Layne (10) | | | |
| | 3) Gomez, Katy (10) | 4) Hunsaker, Kerrigan (9) | | | |
| 13 | Brushy Creek | F BC25 | 1:38.04 | | |
| | 1) Schnaiter, Arden (9) | 2) Baker, Sydney (10) | | | |
| | 3) Cantu, Elisianna (10) | 4) Vu, Zoe (10) | | | |

| | | | |
|----|---------------------------|-----------------------------|----------------|
| 14 | Stars Red | D SR | 1:41.34 |
| | 1) Brown, Mayah (10) | 2) Oelfke, Cece (9) | |
| | 3) Brondel, Elisabeth (9) | 4) Tankersley, Emma (9) | |
| 15 | Brushy Creek | G BC25 | 1:46.35 |
| | 1) Puri, Omya (9) | 2) Vasireddy, Thanvi (10) | |
| | 3) Meichtry, Vera (9) | 4) Astashova, Victoria (10) | |
| 16 | Stars Red | E SR | 2:04.34 |
| | 1) Tran, Vien (10) | 2) Saran, Riya (9) | |
| | 3) Ganz, Audrey (10) | 4) Bajaj, Anvika (9) | |

#85 Boys 9-10 100yd Freestyle Relay

| | | | |
|-------------|---|-------------|--------------|
| DIL | Georgetown Aquadillos | 2019 | 56.91 |
| | Maddox Azuma-Hall, Weston Hepp, Matthew Morales, Roger Henson | | |
| NWSC | RRD | 2018 | 54.79 |
| | Jaden Yue, Cruz Eklund, Josh Horvath, Brady Bennett | | |

| Pl | Team | Relay | Official | Pts | Achv |
|----|--------------------------|-------------------------------|----------------|-----|------|
| 1 | Aquadillos | A GT | 1:00.37 | 9 | |
| | 1) Donoho, Willy (10) | 2) Rothwell, Graham (9) | | | |
| | 3) Johnson, G2 (10) | 4) Schulz, Samson (10) | | | |
| 2 | Brushy Creek | B BC25 | 1:01.74 | 7 | |
| | 1) Liu, Xander (9) | 2) Carroll, Dane (10) | | | |
| | 3) Moran, Austin (9) | 4) Hood, Jacob (9) | | | |
| 3 | Stars Red | A SR | 1:06.31 | 6 | |
| | 1) Kruse, John (9) | 2) Fulton, Ashton (10) | | | |
| | 3) Mahmoud, Gabriel (10) | 4) Horner, Colin (10) | | | |
| 4 | Aquadillos | B GT | 1:13.69 | 5 | |
| | 1) Butler, Jace (10) | 2) Still, Carter (10) | | | |
| | 3) Knabe, Hayden (10) | 4) Tredemeyer, Brady (10) | | | |
| 5 | Brushy Creek | C BC25 | 1:13.75 | 4 | |
| | 1) Pham, Nguyen (9) | 2) Singh, Trishiv (9) | | | |
| | 3) Drummond, Brody (10) | 4) Datar, Aarush (10) | | | |
| 6 | Brushy Creek | D BC25 | 1:15.59 | | |
| | 1) Williams, Ian (10) | 2) Bennett, Bronson (9) | | | |
| | 3) Leonard, Dale (9) | 4) Thekkekara, Jonathan (10) | | | |
| 7 | Stars Red | B SR | 1:18.49 | 3 | |
| | 1) Lyke, Danny (10) | 2) De Alejandro, Cristian (9) | | | |
| | 3) Sereno, Maxwell (9) | 4) Gaziev, Alex (9) | | | |
| 8 | Brushy Creek | F BC25 | 1:25.66 | | |
| | 1) Liang, Benjamin (9) | 2) McCullough, Luke (9) | | | |
| | 3) Wyatt, Jude (9) | 4) Porter, Cole (10) | | | |
| 9 | Stars Red | C SR | 1:30.82 | | |
| | 1) Sankar, Dravin (10) | 2) Morales, Max (10) | | | |
| | 3) Poon, Owen (9) | 4) Burt, Apollo (10) | | | |
| 10 | Brushy Creek | G BC25 | 1:35.39 | | |
| | 1) Zarzar, Gabriel (10) | 2) Shilling, Rhett (9) | | | |
| | 3) Yi, Evan (10) | 4) Aier, Sanen (9) | | | |

| | | | |
|----|---------------------------|-----------------------------|----------------|
| 11 | Stars Red | D SR | 1:50.57 |
| | 1) Tofte, Oskar (10) | 2) Molinari, Thomas (9) | |
| | 3) Wymore, Grayson (9) | 4) Horner, Owen (8) | |
| -- | Brushy Creek | A BC25 | DQ |
| | 1) Tsapikau, Gabriel (10) | 2) Kartsev, Symon (9) | |
| | 3) Wyatt, Foster (10) | 4) Sacrafamilia, Matteo (9) | |
| -- | Brushy Creek | E BC25 | NS |
| | 1) Hodge, Cody (9) | 2) Chowdhery, Vivaan (10) | |
| | 3) Cameron, Tate (10) | 4) Durkowski, Etienne (10) | |

#86 Girls 11-12 100yd Freestyle Relay

| | | | |
|-------------|--|-------------|--------------|
| DIL | Georgetown Aquadillos | 2019 | 52.09 |
| | Macie McLellan, Emily Morales, Sabrina Eaton, Kate Grazioplene | | |
| NWSC | BCM | 2023 | 48.85 |
| | Sophie Jones, Tinley Harrison, Emily Brown, Lauren Higgins | | |

| Pl | Team | Relay | Official | Pts | Achv |
|----|---------------------------------|------------------------------|----------------|-----|------|
| 1 | Brushy Creek | A BC25 | 54.68 | 9 | |
| | 1) Pham, Annabella (12) | 2) Stuart, Katie (12) | | | |
| | 3) Williams, Annie (12) | 4) Bryan, Quinn (12) | | | |
| 2 | Aquadillos | A GT | 55.40 | 7 | |
| | 1) McGlathery, Kaitlyn (11) | 2) Johnson, Emery (11) | | | |
| | 3) Barho, Laynie (12) | 4) Henson, Taylor (12) | | | |
| 3 | Stars Red | A SR | 59.50 | 6 | |
| | 1) Rasty, Abigail (12) | 2) Dunning, Harley (12) | | | |
| | 3) Patrick, Lauren (12) | 4) Carter, Tatum (11) | | | |
| 4 | Brushy Creek | B BC25 | 1:02.10 | 5 | |
| | 1) Aier, Sentibenla (12) | 2) Lowery, Savannah (11) | | | |
| | 3) Zharova, Daria (12) | 4) Kreidler, Mariangela (11) | | | |
| 5 | Brushy Creek | C BC25 | 1:09.51 | | |
| | 1) Golab, Vivian (12) | 2) Anderson, Caroline (11) | | | |
| | 3) Peters, Genevieve (11) | 4) Lupton, Maggie (12) | | | |
| 6 | Aquadillos | B GT | 1:10.76 | 4 | |
| | 1) Borden, Landry (12) | 2) Greer, Abby (11) | | | |
| | 3) Horrall, Amelia (12) | 4) Riddle, Kenna (11) | | | |
| 7 | Aquadillos | C GT | 1:11.22 | | |
| | 1) Schnellbach-Wyatt, Hera (11) | 2) Koegen, Kendall (12) | | | |
| | 3) Hunsaker, Kennedy (12) | 4) Lopez, Alisa (12) | | | |
| 8 | Brushy Creek | D BC25 | 1:14.87 | | |
| | 1) Leonard, Eleanor (11) | 2) Shu, Ailsa (11) | | | |
| | 3) Baker, Ella (12) | 4) Cotton, Ava (12) | | | |
| -- | Stars Red | B SR | DQ | | |
| | 1) Luan, Joy (10) | 2) Gray, Kigen (12) | | | |
| | 3) Penmetsa, Naisha (11) | 4) Ianello, Natalie (11) | | | |

#87 Boys 11-12 100yd Freestyle Relay

| | | | |
|--|------------------------------|-------------|--------------|
| DIL | Georgetown Aquadillos | 2015 | 49.34 |
| Vince Ribeiro, Jacob Kelly, Corby Furrer, Jonas Eaton | | | |
| NWSC | AMB | 2023 | 48.74 |
| Benjee Zhang, Christian Saenz, Kingsley Chen, Kevin Mulligan | | | |

| PI | Team | Relay | Official | Pts | Achv |
|----|----------------------------|-----------------------------|----------------|-----|------|
| 1 | Stars Red | A SR | 54.98 | 9 | |
| | 1) Watson, Davis (12) | 2) Horner, William (12) | | | |
| | 3) Sydykov, Sultan (11) | 4) Parker, Harrison (12) | | | |
| 2 | Brushy Creek | A BC25 | 57.56 | 7 | |
| | 1) Kartsev, Pavlo (11) | 2) Xi, Nolan (11) | | | |
| | 3) Yu, Liam (11) | 4) Tseng, Ryan (12) | | | |
| 3 | Aquadillos | A GT | 57.87 | 6 | |
| | 1) Bruechner, Herman (12) | 2) Saladino, Anthony (12) | | | |
| | 3) McEvelly, Owen (12) | 4) Sturman, Gavin (12) | | | |
| 4 | Brushy Creek | B BC25 | 1:00.62 | 5 | |
| | 1) Lupton, Will (11) | 2) Kuk, SJ (12) | | | |
| | 3) Gebhart, Ian (11) | 4) Shilling, Jack (12) | | | |
| 5 | Brushy Creek | C BC25 | 1:02.92 | | |
| | 1) Bennett, Roman (12) | 2) Hood, Collin (11) | | | |
| | 3) Burch, Chase (12) | 4) Hedegore, Ben (11) | | | |
| 6 | Stars Red | B SR | 1:03.75 | 4 | |
| | 1) Butler, Austin (12) | 2) Butler, Reed (12) | | | |
| | 3) Grechushnikov, Ian (11) | 4) Mueller, Zac (11) | | | |
| 7 | Brushy Creek | D BC25 | 1:04.50 | | |
| | 1) Hilscher, Gage (12) | 2) McCullough, Matthew (12) | | | |
| | 3) Mitchell, Benjamin (12) | 4) Bogner, Luke (12) | | | |
| 8 | Aquadillos | B GT | 1:05.16 | 3 | |
| | 1) Kearby, Jack (11) | 2) McWha, Liam (12) | | | |
| | 3) Gibson, Andrew (12) | 4) Horrall, Elias (12) | | | |
| 9 | Aquadillos | C GT | 1:10.39 | | |
| | 1) Tredemeyer, Fisher (12) | 2) Oldham, Kaden (11) | | | |
| | 3) Knabe, Greyson (12) | 4) Sandefur, Elias (11) | | | |
| 10 | Brushy Creek | E BC25 | 1:17.67 | | |
| | 1) Strickland, Nolan (11) | 2) Gunda, Viraat (11) | | | |
| | 3) House, Adam (11) | 4) Schnaiter, Evan (11) | | | |
| 11 | Stars Red | C SR | 1:20.63 | | |
| | 1) Mak, Kaius (11) | 2) Ghanem, Akram (11) | | | |
| | 3) Hornkohl, Liam (11) | 4) Chen, Jacob (11) | | | |

#88 Girls 13-14 200yd Freestyle Relay

| | | | |
|--|------------------------------|-------------|----------------|
| DIL | Georgetown Aquadillos | 2024 | 1:45.17 |
| Abigail Halko, Paisley Rine, Lily Rich, Addison Petersen | | | |
| NWSC | SRR | 2022 | 1:43.08 |
| Liza Pozhenko, Jamie Borick, Jordyn Borick, Alex Orris | | | |

| PI | Team | Relay | Official | Pts | Achv |
|----|-------------------------------|----------------------------|----------------|-----|------|
| 1 | Brushy Creek | A BC25 | 1:57.77 | 9 | |
| | 1) Stout, Olivia (13) | 2) Kreidler, Anabella (13) | | | |
| | 3) Mitchell, Allison (14) | 4) Karvenz, Ailsa (13) | | | |
| 2 | Stars Red | A SR | 2:01.42 | 7 | |
| | 1) Carter, Sawyer (13) | 2) Otoole, Caitlyn (14) | | | |
| | 3) Zimmerman, Mary Grace (13) | 4) Sydykova, Jasmine (14) | | | |
| 3 | Aquadillos | A GT | 2:11.62 | 6 | |
| | 1) Miller, Quinn (13) | 2) Riddle, Addy (14) | | | |
| | 3) Viveros, Valerie (14) | 4) Conklin, Charlotte (13) | | | |
| 4 | Brushy Creek | B BC25 | 2:26.91 | 5 | |
| | 1) Jones, Arabella (13) | 2) Mendez, Leah (14) | | | |
| | 3) McCullough, Samantha (13) | 4) Golab, Lucy (14) | | | |
| 5 | Brushy Creek | C BC25 | 2:36.67 | | |
| | 1) Yi, Evelyn (13) | 2) Jones, Sarah (14) | | | |
| | 3) Madhu, Sanvee (14) | 4) Cotton, Piper (14) | | | |

#89 Boys 13-14 200yd Freestyle Relay

| | | | |
|--|------------------------------|-------------|----------------|
| DIL | Georgetown Aquadillos | 2023 | 1:34.17 |
| Maddox Azuma-Hall, Chase Wadley, Matthew Morales, Roger Henson | | | |
| NWSC | GTA | 2023 | 1:34.17 |
| Maddox Azuma-Hall, Chase Wadley, Matthew Morales, Roger Henson | | | |

| PI | Team | Relay | Official | Pts | Achv |
|----|-------------------------------|---------------------------|----------------|-----|------|
| 1 | Stars Red | A SR | 1:52.27 | 9 | |
| | 1) Bedford, Brody (14) | 2) Patrick, Jacob (14) | | | |
| | 3) Rainone, Rocco (14) | 4) Franklin, Callan (14) | | | |
| 2 | Aquadillos | A GT | 1:57.51 | 7 | |
| | 1) Decker, Pete (14) | 2) Hise, Brandon (14) | | | |
| | 3) Knabe, Landon (14) | 4) Spencer, Alistair (13) | | | |
| 3 | Brushy Creek | A BC25 | 2:04.13 | 6 | |
| | 1) Sacrafamilia, Nicolai (13) | 2) Zarzar, Alex (13) | | | |
| | 3) Cantu, Isaiah (14) | 4) Kreidler, Ethan (14) | | | |
| 4 | Stars Red | B SR | 2:47.66 | 5 | |
| | 1) Mueller, Max (14) | 2) Parker, Owen (14) | | | |
| | 3) Porst, Asher (13) | 4) Poon, Oscar (11) | | | |
| X | Brushy Creek (EXH) | B BC25 | 2:33.24 | | |
| | 1) Wyatt, Julian (12) | 2) Bathey, Arnav (9) | | | |
| | 3) Garcia, Mateo (13) | 4) Tsapikau, Daniil (14) | | | |

#90 Women 15-17 200yd Freestyle Relay

| | | | |
|-------------|---|-------------|----------------|
| DIL | Georgetown Aquadillos | 2018 | 1:45.36 |
| | Virginia Lutz, Sage Boff, Katie Strauss, Maya Madern | | |
| NWSC | BCM | 2023 | 1:42.71 |
| | Kendall Arney, Allison Walker, Morgan Spooner, Ella McQuinn | | |

| Pl | Team | Relay | Official | Pts | Achv |
|----|-------------------------------|---------------------------|----------------|-----|------------|
| 1 | Aquadillos | A GT | 1:45.25 | 9 | DIL |
| | 1) Rich, Lily (15) | 2) White, Julia (16) | | | |
| | 3) Rine, Paisley (15) | 4) Petersen, Addison (15) | | | |
| 2 | Stars Red | A SR | 1:45.61 | 7 | |
| | 1) Borick, Jamie (16) | 2) Chozick, Sienna (16) | | | |
| | 3) Borick, Jordyn (17) | 4) Orris, Alex (16) | | | |
| 3 | Brushy Creek | A BC25 | 1:48.23 | 6 | |
| | 1) Nguyen, Haley (17) | 2) Stuart, Megan (15) | | | |
| | 3) Drummond, Charlotte (15) | 4) Walker, Allison (17) | | | |
| 4 | Brushy Creek | B BC25 | 1:57.64 | 5 | |
| | 1) Nordhausen, Josie (16) | 2) Griser, Sydney (15) | | | |
| | 3) Espericueta, Izabella (16) | 4) Linstruth, Lucy (16) | | | |
| 5 | Brushy Creek | C BC25 | 2:10.47 | | |
| | 1) Matula, Clara (16) | 2) Marlow, Jemma (15) | | | |
| | 3) Terry, Kathleen (15) | 4) Stewart, Lorelei (16) | | | |
| 6 | Stars Red | B SR | 2:12.81 | 4 | |
| | 1) Aleman, Michelle (15) | 2) Spencer, Brooke (17) | | | |
| | 3) Ganz, Sophia (14) | 4) Seal, Rachel (16) | | | |

| | | | | |
|---|---------------------------|----------------------------|----------------|---|
| 7 | Aquadillos | B GT | 2:30.62 | 3 |
| | 1) Bosland, RJ (15) | 2) Eberle, Laurelei (16) | | |
| | 3) Morrison, Carissa (15) | 4) StJacques, Jasmine (16) | | |

#91 Men 15-17 200yd Freestyle Relay

| | | | |
|-------------|--|-------------|----------------|
| DIL | Georgetown Aquadillos | 2018 | 1:29.87 |
| | Joseph Kelly, Vince Ribeiro, Reilly Gilbert, Corby Furrer | | |
| NWSC | SSR | 2023 | 1:27.12 |
| | Gabriel Aleman, Colton Spaulding, Jack Ritter, Aidan Spaulding | | |

| Pl | Team | Relay | Official | Pts | Achv |
|----|----------------------------|--------------------------------|----------------|-----|------|
| 1 | Aquadillos | A GT | 1:29.99 | 9 | |
| | 1) Azuma-Hall, Maddox (16) | 2) Terrell, Wyatt (16) | | | |
| | 3) Morales, Matthew (16) | 4) Henson, Roger (15) | | | |
| 2 | Brushy Creek | A BC25 | 1:36.06 | 7 | |
| | 1) Nash, Colby (17) | 2) Nealis, Colton (15) | | | |
| | 3) Hudson, Luke (17) | 4) Bryan, Liam (16) | | | |
| 3 | Stars Red | A SR | 1:40.04 | 6 | |
| | 1) Parchen, Nico (16) | 2) Aleman, Daniel (17) | | | |
| | 3) Suthar, Chase (17) | 4) Winterbottom, Calvin (17) | | | |
| 4 | Brushy Creek | B BC25 | 1:41.17 | 5 | |
| | 1) Haggberg, Mark (17) | 2) Zhou, Benjamin (16) | | | |
| | 3) Hatch, Tate (17) | 4) Nealis, Parker (15) | | | |
| 5 | Aquadillos | B GT | 1:42.74 | 4 | |
| | 1) Spencer, Keegan (16) | 2) Lopez, Romeo (16) | | | |
| | 3) Rine, Hoak (17) | 4) Cox, Aydan (15) | | | |
| 6 | Brushy Creek | C BC25 | 1:48.63 | | |
| | 1) Hedegore, Will (15) | 2) Nguyen, Cordin (16) | | | |
| | 3) Durham, Colin (16) | 4) Sacrafamilia, Jeremiah (16) | | | |