

MLST Registration Guide 2026

Step-by-step instructions for new and returning MLST families using SwimTopia.

Returning MLST families: We moved from TeamUnify to SwimTopia. Your swimmer roster was transferred. Start by using the **same email address you used with MLST last year.**

Step 1 — Start on the MLST home page

Go to the Mammoth Lakes Swim Team website and click the teal **Register now** button. This opens the MLST registration page for the 2026 season.

Already a Member? [Sign in](#)

SHARKS
MAMMOTH LAKES SWIM TEAM

Home News About ▾ Events ▾ Practice Schedule Parent Hub ▾ Fundraising Contact

Upcoming Events [View all](#)

- [Summer Recreation Expo](#)
March 30th
- [Registration Opens March 30!](#)
March 30th – June 30th
- [Intermountain Classic Age Group](#)
May 22nd – May 24th
- [TBD MLST Splash & Bash](#)
June 7th
- [Bishop Swim Team Age Group Invitational](#)
June 13th – June 14th

Recent News [View all](#)

- [Summer Recreation Expo 2026](#)
Posted on March 25th
- [Off Season Swimming and Fun](#)
Posted on February 7th

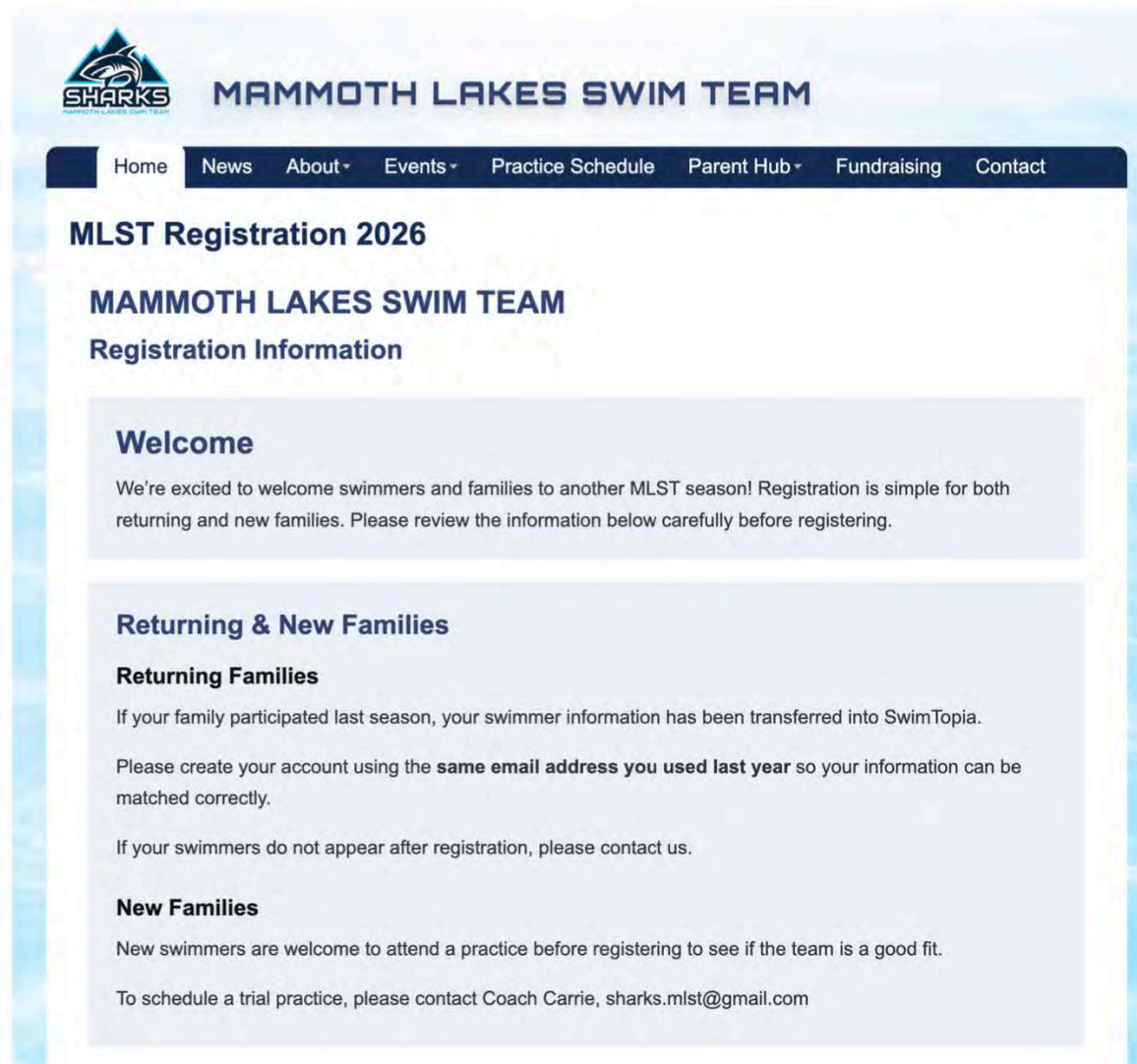
Apps

Team registration is open!

[Register now](#)

Step 2 – The registration page opens

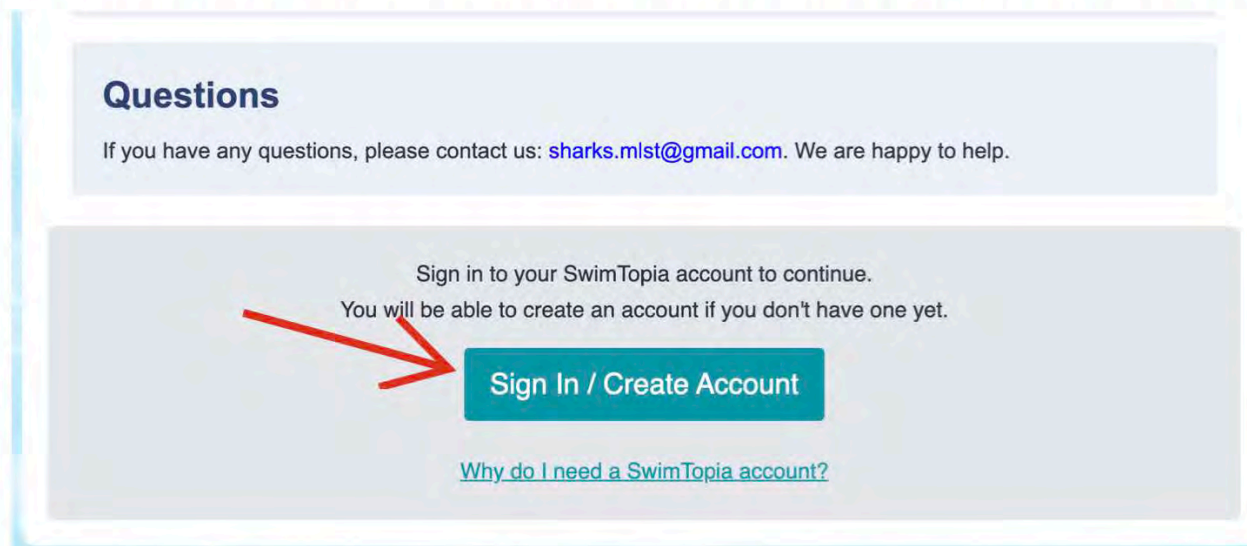
Read the registration information, scroll down until you see the large teal button labeled **Sign In / Create Account**. Click that button to continue.



The screenshot shows the website for the Mammoth Lakes Swim Team. At the top left is the logo for 'SHARKS MAMMOTH LAKES SWIM TEAM'. To the right of the logo is the text 'MAMMOTH LAKES SWIM TEAM'. Below this is a dark blue navigation bar with white text for 'Home', 'News', 'About', 'Events', 'Practice Schedule', 'Parent Hub', 'Fundraising', and 'Contact'. The main content area has a white background with a light blue border. It features a heading 'MLST Registration 2026' followed by 'MAMMOTH LAKES SWIM TEAM' and 'Registration Information'. There are three main sections: 'Welcome', 'Returning & New Families', and 'New Families'. The 'Welcome' section contains a paragraph about registration. The 'Returning & New Families' section has sub-sections for 'Returning Families' and 'New Families', each with a paragraph of text. The 'New Families' section includes an email address for scheduling a trial practice.

Step 2A – Scroll down and continue

This is the section near the bottom of the registration page where you click **Sign In / Create Account**.



The screenshot shows the bottom section of the registration page. It features a light blue box with the heading 'Questions' and a paragraph of text: 'If you have any questions, please contact us: sharks.mlst@gmail.com. We are happy to help.' Below this is a larger grey box with the text: 'Sign in to your SwimTopia account to continue. You will be able to create an account if you don't have one yet.' A red arrow points to a teal button labeled 'Sign In / Create Account'. Below the button is a link: '[Why do I need a SwimTopia account?](#)'.

Step 3 – SwimTopia sign-in window

The Mammoth Lakes Swim Team sign-in window will open.

Returning families: Enter the same email address you used with MLST last year, then click **Forgot your password?** and follow the email link to set your password.

New families: Click **Create a SwimTopia Account**.

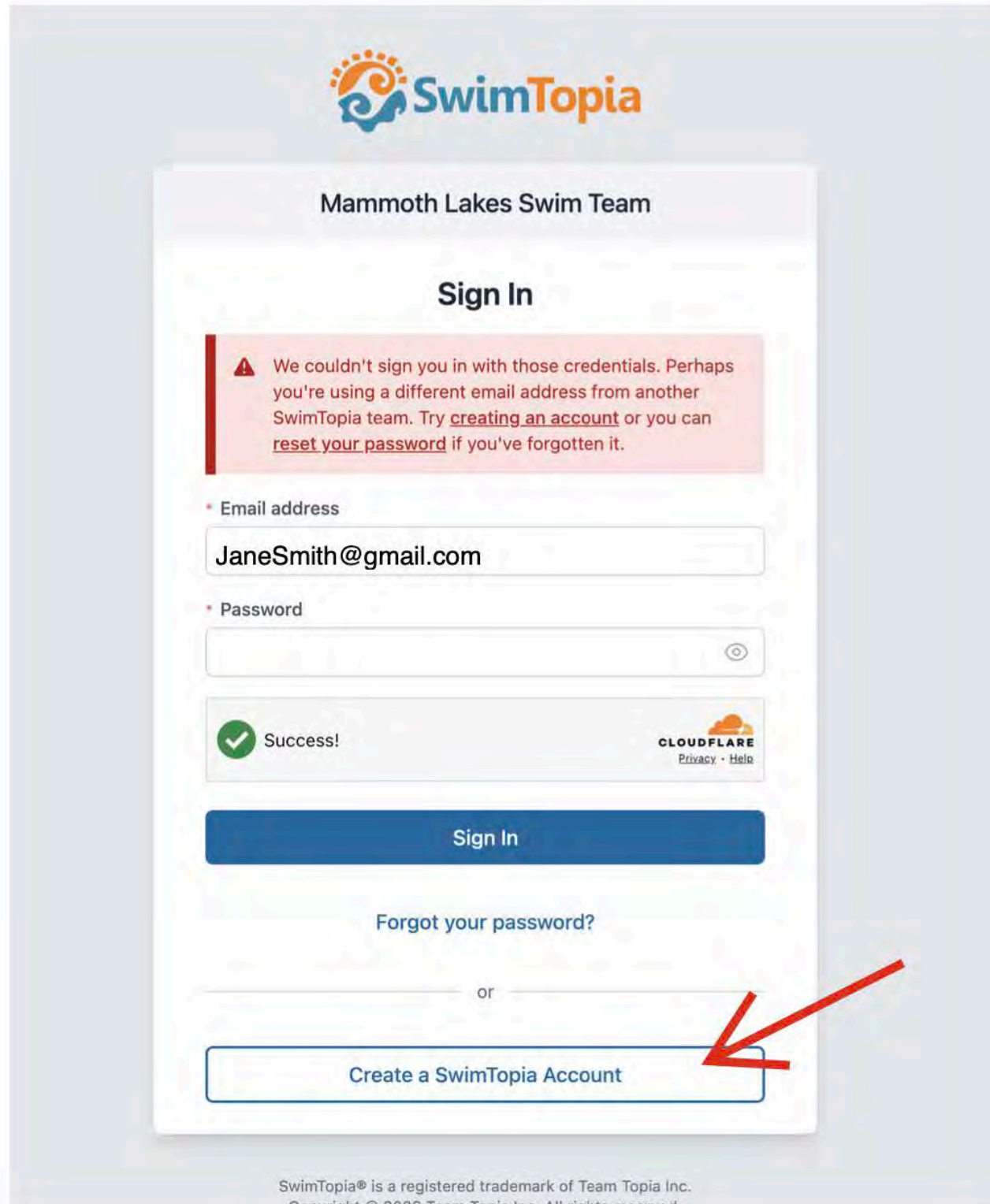
The screenshot shows the Mammoth Lakes Swim Team sign-in window. At the top is the SwimTopia logo. Below it, the text "Mammoth Lakes Swim Team" is centered. The main heading is "Sign In". There are two input fields: "Email address" containing "johnsmith@gmail.com" and "Password" which is empty. A "Success!" message with a green checkmark is visible below the password field. A "Sign In" button is present, along with a "Forgot your password?" link. Below these is an "or" separator and a "Create a SwimTopia Account" button. Red arrows point from external text to the email field, the "Forgot your password?" link, and the "Create a SwimTopia Account" button.

returning families

new families

Step 4 — If you get a sign-in error

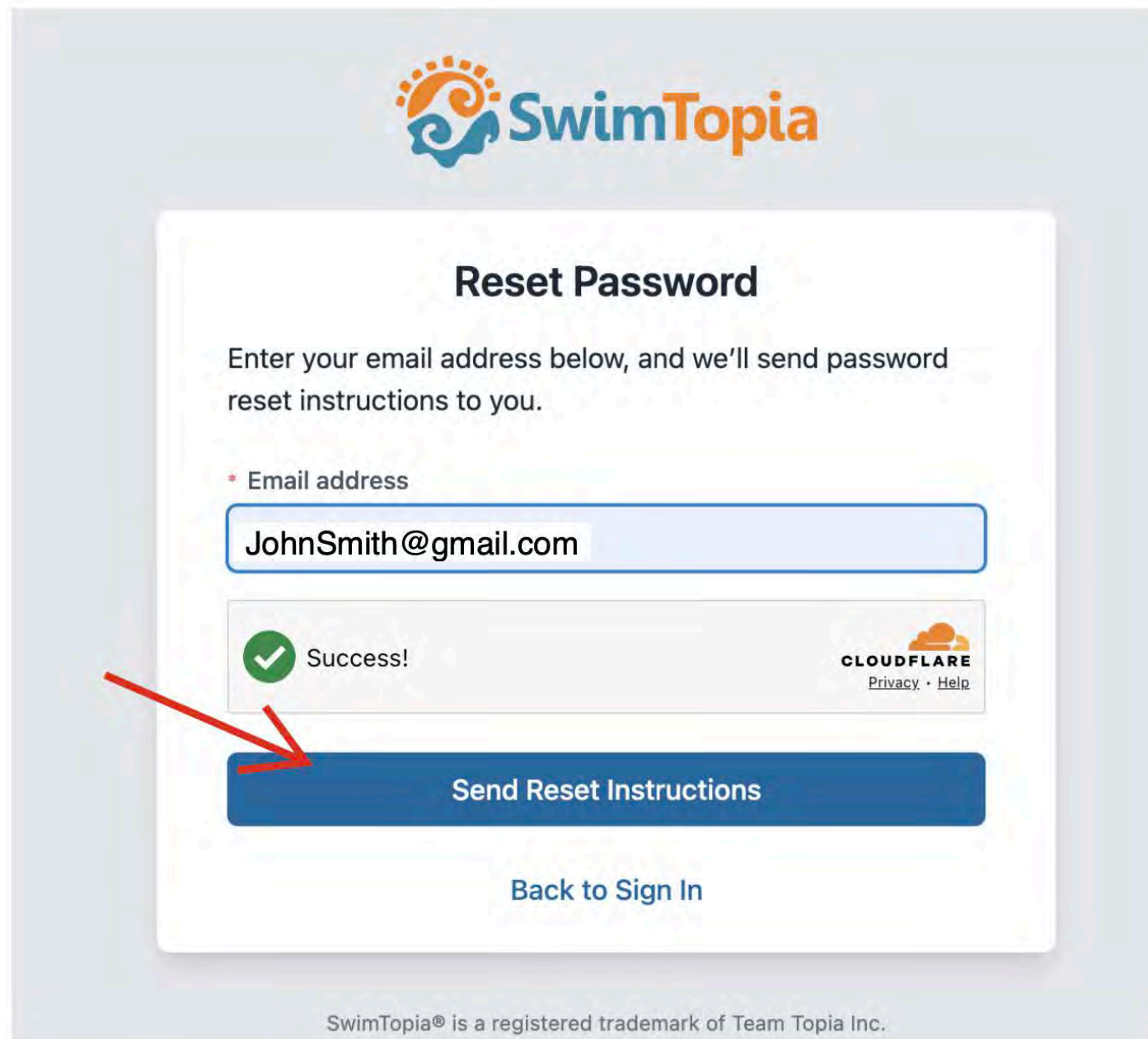
If you see a message that says “**We couldn't sign you in with those credentials...**”, first make sure you used the same email address you used with MLST last year. **If the same email still does not work, create a new account using the white button at the bottom: Create a SwimTopia Account.**



The screenshot shows the Mammoth Lakes Swim Team Sign In page. At the top is the SwimTopia logo. Below it is the team name "Mammoth Lakes Swim Team" and the "Sign In" heading. A red error message box states: "We couldn't sign you in with those credentials. Perhaps you're using a different email address from another SwimTopia team. Try [creating an account](#) or you can [reset your password](#) if you've forgotten it." Below the error message are two input fields: "Email address" with the value "JaneSmith@gmail.com" and "Password" which is empty. A "Success!" message with a green checkmark is visible. A blue "Sign In" button is present. Below the button is a link for "Forgot your password?". At the bottom, there is a white button labeled "Create a SwimTopia Account" which is highlighted with a red arrow. The footer contains the text: "SwimTopia® is a registered trademark of Team Topia Inc. Copyright © 2026 Team Topia Inc. All rights reserved."

Step 5 – Reset your password

When the email match is found, SwimTopia will send you a password reset email. Enter your email address, click **Send Reset Instructions**, then open the email and set your password.



The image shows a screenshot of the SwimTopia website's password reset interface. At the top, the SwimTopia logo is displayed. Below it, the heading "Reset Password" is centered. A message instructs the user to enter their email address. A text input field contains "JohnSmith@gmail.com". Below the input field, a green checkmark icon and the word "Success!" indicate that the email address has been found. To the right of the success message is the Cloudflare logo with links for "Privacy" and "Help". A prominent blue button labeled "Send Reset Instructions" is highlighted with a red arrow. Below this button is a link that says "Back to Sign In". At the bottom of the page, a small footer note states "SwimTopia® is a registered trademark of Team Topia Inc."

Step 6 – Finish registration

Once you are signed in, follow the instructions on the MLST registration page to complete registration for your swimmer. Review the registration information carefully, complete the required forms and waivers, and continue through the registration steps shown on screen. If your swimmers do not appear after you sign in or register, please contact MLST for help.



MAMMOTH LAKES SWIM TEAM

[Home](#)[News](#)[About ▾](#)[Events ▾](#)[Practice Schedule](#)[Parent Hub ▾](#)[Fundraising](#)[Contact](#)[Personal Information](#)[Athlete Groups](#)[MEDICAL RELEASE](#)[Volunteering](#)[Payment](#)

MEDICAL RELEASE

* Indicates a required field

I acknowledge that I am required to provide complete and accurate medical information for my child(ren), including any allergies, medical conditions, and medications, as part of the registration process. I understand that it is my responsibility to ensure this information remains accurate and up to date throughout the season.

I acknowledge that participation in swim team activities involves inherent risks, including injury or illness.

I understand that Mammoth Lakes Swim Team (MLST) personnel do not provide medical treatment.

I accept full financial responsibility for any medical services provided to my child(ren) by licensed medical professionals or emergency responders during participation in MLST practices, meets, or related activities.

This acknowledgment is effective for the entire period of participation.

CONSENT FOR MEDICAL TREATMENT

In the event of an accident, injury, or illness involving my child(ren), I authorize MLST coaches, board members, or designated representatives to take reasonable action to ensure my child receives appropriate medical care.

This may include contacting lifeguards, emergency services (911), or other first responders, and arranging transportation to a medical facility if necessary.

I authorize licensed medical professionals and emergency responders to provide necessary medical care to my child(ren).

I understand that reasonable efforts will be made to contact me or my designated emergency contact as soon as possible.

I accept full responsibility for any medical expenses incurred.

I HAVE READ AND ACCEPT THE ABOVE TERMS

Enter your initials to indicate acceptance: *



MAMMOTH LAKES SWIM TEAM

[Home](#)[News](#)[About ▾](#)[Events ▾](#)[Practice Schedule](#)[Parent Hub ▾](#)[Fundraising](#)[Contact](#)[Personal Information](#)[Athlete Groups](#)[MEDICAL RELEASE](#)[Volunteering](#)[Payment](#)

Volunteering

* Indicates a required field

MLST is a community team, and we simply couldn't run without the help of our families. Our board members are all volunteers, and every part of the season depends on parent support.

Whether it's setting up home meets, timing races, organizing events, or helping with fundraising, there are many ways to contribute, big or small.

You are invited to select one or two volunteer roles from the list that best fit your interests and availability. The choices you make at this stage are not binding, they simply help us understand your preferences and allow us to reach out at the appropriate time to discuss the role in more detail. We are happy to provide training, guidance, and answer any questions. Without parent involvement, the team cannot operate and the season would not be possible!

Volunteer Preferences for **John Smith**

Enter numbers to indicate your preference, '1' for first choice '2' for second choice, etc.

- | | |
|--|--|
| <input type="checkbox"/> Announcer ⓘ | <input type="checkbox"/> Apparel & T-Shirt Coordinator ⓘ |
| <input type="checkbox"/> Colorado Timing System Operator ⓘ | <input type="checkbox"/> Fundraising & Sponsorship Coordinator ⓘ |
| <input type="checkbox"/> Lane Timers ⓘ | <input type="checkbox"/> Registrar & Webmaster (SwimTopia Administrator) |
| <input type="checkbox"/> Runner & Ribbons ⓘ | <input type="checkbox"/> Set-Up & Clean-Up Crew ⓘ |
| <input type="checkbox"/> Stroke & Turn Official ⓘ | <input type="checkbox"/> Vice President ⓘ |
| <input type="checkbox"/> Volunteer Coordinator ⓘ | <input type="checkbox"/> Webmaster/social media ⓘ |



Payment

* Indicates a required field

Please review the registration fees below. Early bird rates are available through May 15. Standard rates apply to all registrations completed after this date or to unpaid registrations after May 15.

A sibling discount of \$25 is applied during registration.

Scholarships are available through the [Tony Colosardo Swim Scholar Program](#). Once approved, you will receive a scholarship code. Enter your code at checkout and [email](#) it to us for verification.

Description	Qty	Amount
Registration Fee: First Athlete (Daniel Goldshleger)	1	\$325.00
Total Amount Due		\$325.00

Apply discount code Apply

Select Payment Method

Credit Card

Pay \$325.00

to Mammoth Lakes Swim Team with **Stripe**

Check

Secure, fast checkout with Link

Card number: 1234 1234 1234 1234
Expiration date: MM / YY
Security code: CVC

Country: United States
ZIP code: 12345

By providing your card information, you allow Mammoth Lakes Swim Team to charge your card for future payments in accordance with their terms.

INFO: Stripe payments are disabled preview mode.



Payment

* Indicates a required field

Please review the registration fees below. Early bird rates are available through May 15. Standard rates apply to all registrations completed after this date or to unpaid registrations after May 15.

A sibling discount of \$25 is applied during registration.

Scholarships are available through the [Tony Colosardo Swim Scholar Program](#). Once approved, you will receive a scholarship code. Enter your code at checkout and [email](#) it to us for verification.

Description	Qty	Amount
Registration Fee: First Athlete (Daniel Goldshleger)	1	\$325.00
Total Amount Due		\$325.00

Apply discount code Apply

Select Payment Method


Credit Card

Pay \$325.00

to Mammoth Lakes Swim Team with **Stripe**

Check

Search for your bank



Select Payment Method

Credit Card
via Stripe

Check

Pay \$325.00

to Mammoth Lakes Swim Team with **Check**

Payment instructions:

Credit card or direct bank transfer payment is strongly preferred and ensures your registration is processed and secured immediately. If you select pay by check, please complete your registration but do not submit payment at this time. We will provide instructions on when and where to deliver your check once the season begins. Early bird pricing is only secured upon receipt of payment. If payment is not received by May 15, fees will be adjusted to the current rate. Please note that registration is not guaranteed until payment is received, and if the team reaches capacity, unpaid registrations may be moved to the waitlist.

Make check payable to:
Mammoth Lakes Swim Team

Checkout