

#3 Men 15-18 200m Medley Relay

CK **Cherry Knolls Swim Team** **2017** **1:55.42**
Daniel Bensen, Kevin Roth, Greg Gassen, Erik Bensen

Pl	Team	Relay	Seed	Official	Pts
1	SundanceSailfish	A SH	1:58.82	1:54.69	
	1) Jordan, Luke (15)	2) Palmateer, Talen (16)			
	3) Greene, Spencer (15)	4) Crawford, Jamie (17)			
2	CCV Vikings	A CCV	2:03.71	1:57.50	
	1) Brown, Davis (16)	2) Mikulecky, Owen (15)			
	3) Zhao, Aaron (16)	4) Mikulecky, Colin (17)			
3	Hunters Hill	A HH	NT	1:58.95	
	1) Trinquette, Camille (16)	2) Eberly, Noah (16)			
	3) Hunter, Bryce (17)	4) Clayton, Cole (17)			
4	HHST Hurricanes	A HHST	2:09.22	2:01.16	
	1) Mendoza-Stancer, Hector (15)	2) Marshall, Ned (17)			
	3) Pier, Grant (16)	4) Smith, Syd (16)			
5	SundanceSailfish	B SH	2:09.43	2:02.85	
	1) Bryant, Hunter (18)	2) Buckheit, Tanner (16)			
	3) Mauvais, Cole (17)	4) Bowser, Drake (15)			
6	HOM Hurricanes	A HOM	2:10.52	2:04.94	
	1) Kubanyi, Patrick (16)	2) Horsfield, Jack (15)			
	3) Snow, Jack (15)	4) Mahedy, Jackson (18)			
7	Cherry Knolls	A CK	2:12.23	2:05.17	
	1) Finnigan, Connor (16)	2) Pazos, Alex (16)			
	3) Ahl-Hinson, Finn (17)	4) Stickley, Michael (16)			
8	SG Stingrays	A SG	2:15.68	2:05.54	
	1) Stewart, Ryan (17)	2) Fischer, Patrick (16)			
	3) Fraser, Max (16)	4) Souders, Alex (15)			
9	HVSL	A HVSL	2:15.58	2:05.98	
	1) Newton, Ryan (15)	2) West, Tyler (15)			
	3) Hughes, Austin (15)	4) Ratcliff, Max (17)			
10	HFII Barracudas	A HFII	2:16.50	2:06.69	
	1) Kamionka, Hayden (18)	2) Ricenbaw, Will (18)			
	3) Ricenbaw, Aidan (16)	4) Roth, Louie (18)			
11	Heritage Greens	A HG	2:15.76	2:08.41	
	1) Humphries, Conall (15)	2) Musslewhite, Aidan (16)			
	3) Fuller, Noah (17)	4) Loving, Max (15)			
12	GO Gators	A GO	2:23.20	2:11.83	
	1) Condon, Tate (17)	2) Badger, Landon (16)			
	3) Warner, Rowan (14)	4) Wiesner, Brodyn (15)			
13	HOM Hurricanes	B HOM	2:20.69	2:15.18	
	1) Sommerfeld, William (16)	2) Lenamond, Brady (16)			
	3) Lenderman, Jaxon (18)	4) Leinwand, Luke (13)			
14	Knolls Tsunami	A K	2:27.32	2:16.53	
	1) Baumgart, Wesley (16)	2) Hola, Spencer (17)			
	3) Migliaccio, Gio (18)	4) Crull, Thatcher (15)			
15	WCII Wahoos	A WCII	2:34.15	2:21.67	
	1) Tyukov, Adrian (15)	2) Bell, Jameson (14)			
	3) Brown, Isaac (15)	4) Comegys, Brode (15)			
16	PreservePiranhas	A PRE	2:33.91	2:23.74	
	1) O'Keefe, Teddy (15)	2) Erwin, Finn (13)			
	3) Thompson, Jack (15)	4) Goldstein, Gavin (15)			

17	Ben Franklin	A BF	2:29.18	2:24.62
	1) Fisher, Daniel (16)	2) Johnson, Jasper (13)		
	3) Lara, Diego (15)	4) Greene, Jett (14)		
18	Homestead Farm	A HF	2:45.68	2:29.66
	1) Byorick, Conor (13)	2) Boll, Dominic (15)		
	3) Fung, John Eliot (14)	4) Boll, Joseph (13)		
19	SP Dolphins	A SP	2:42.82	2:30.08
	1) Smith, Nolan (14)	2) Muglia, Sal (16)		
	3) Roos, Wyatt (15)	4) Ley, Ian (18)		
20	CCV Vikings	B CCV	2:43.95	2:32.21
	1) Guo, Antong (15)	2) Bohrer, Evan (18)		
	3) Thompson, Ian (15)	4) Choi, Yunhu (16)		
21	Knolls Tsunami	B K	3:22.53	2:35.36
	1) Wetterling, Jake (15)	2) Dyer, Max (14)		
	3) Caldwell, Jack (15)	4) Foster, Marshall (16)		
--	Hunters Hill	B HH	NT	DQ
	1) Murphy, Jack (17)	2) Tetzloff, Aidan (17)		
	3) Dumonceau, Ryan (18)	4) Tetzloff, Charles (15)		


#4 Women 15-18 200m Medley Relay

CK **Cherry Knolls Swim Team** **2006** **2:13.13**
D.Adams, L.Brock, B.Walker, C.Pasque

Pl	Team	Relay	Seed	Official	Pts
1	SundanceSailfish	A SH	2:14.32	2:11.46	
	1) Jones, Ella (18)	2) Williams, Kenzie (16)			
	3) Penry, Emme (18)	4) Williams, Madison (16)			
2	HOM Hurricanes	A HOM	2:16.50	2:12.16	
	1) Esmas, Lily (18)	2) Lenderman, Tessa (16)			
	3) Earley, Bea (16)	4) Dick, Emily (17)			
3	HFII Barracudas	A HFII	2:25.25	2:14.49	
	1) Watson, Lily (18)	2) Rutz, Lindsay (17)			
	3) Yaworski, Annika (17)	4) Andrews, Emme (15)			
4	CCV Vikings	A CCV	2:25.33	2:21.95	
	1) McDowell, Keira (16)	2) Eggers, Avery (15)			
	3) Kaiser, Lauren (15)	4) Altman, Olivia (13)			
5	Ben Franklin	A BF	2:29.24	2:22.79	
	1) Sakabe, Mai (17)	2) Pelz, Stanley (16)			
	3) Lara, Leala (17)	4) Shepela, Johanna (16)			
6	HOM Hurricanes	B HOM	2:27.64	2:22.91	
	1) Denne, Teagan (16)	2) Gammill, Lillie (15)			
	3) Getsch, Izzy (17)	4) Lewis, Charlotte (15)			
7	Bow MarS Sharks	A BMS	2:26.45	2:23.41	
	1) Guthrie, Campbell (15)	2) Cetaruk, Emerson (15)			
	3) Davis, Anna (15)	4) Mosesso, Lilly (15)			
8	Cherry Knolls	A CK	2:28.61	2:23.97	
	1) Lucero, Jaelyn (17)	2) Bryant, Lilly (18)			
	3) Stickley, Kate-Hayden (18)	4) Weldon, Lucy (17)			
9	SP Dolphins	A SP	2:36.98	2:25.30	
	1) Pfister, Izzy (16)	2) Hay, Elli (17)			
	3) Anderson, Ava (15)	4) Guy, Adrian (17)			
10	SG Stingrays	A SG	2:36.57	2:25.80	
	1) Thie, Addy (18)	2) Hayen, Maryn (15)			
	3) Hayes, Corinne (16)	4) Kerekes, Rylee (18)			

11	HOM Hurricanes	C HOM	2:35.55	2:30.15
	1) Duffield, Sadie (15)		2) Goldy, Bridget (18)	
	3) Crespin, Izzy (17)		4) Getsch, Lyla (15)	
12	Forest Park	A FP	NT	2:30.78
	1) Beals, Addi (16)		2) Woody, Keira (15)	
	3) Guenther, Alex (15)		4) Olson, Maggie (16)	
13	WCII Wahoos	A WCII	2:39.73	2:31.55
	1) DeCaporale, Amelia (18)		2) Jones, Lily (16)	
	3) Dorsey, Anastasia (15)		4) Wills-Keely, Zoe (15)	
14	Knolls Tsunami	A K	2:42.05	2:31.91
	1) Flemister, Maya (17)		2) Neale, Grae (15)	
	3) Bradley, Bethany (17)		4) Bradley, Taylor (15)	
15	HVSL	A HVSL	2:38.86	2:32.04
	1) Sparks, Ellery (15)		2) Henderson, Sarah (15)	
	3) Peterson, Ella (16)		4) Scheid, Foster (18)	
16	PreservePiranhas	A PRE	2:50.42	2:33.06
	1) Schlissberg, Maddy (15)		2) Brennan, Jin Jin (16)	
	3) Tacha, Avery (15)		4) Bondarewicz, Maddie (13)	
17	HHST Hurricanes	A HHST	2:33.98	2:34.48
	1) Rivera, Lia (15)		2) Marshall, Baylee (15)	
	3) Krauss, Rachel (17)		4) Osterhaus-Binkert, Olivia (15)	
18	Hunters Hill	A HH	NT	2:35.33
	1) Reese, Hannah (17)		2) Smith, Madelyn (16)	
	3) Howard, Milly (15)		4) Scholl, Harper (15)	
19	HOM Hurricanes	D HOM	2:43.81	2:43.88
	1) Martini, Isabella (15)		2) Roosa, Evan (16)	
	3) Hughes, Ellie (15)		4) Marotto, Maria (15)	
20	SP Dolphins	B SP	3:00.75	2:47.66
	1) Snelling, Claire (17)		2) Haskell, Elle (17)	
	3) Jimerson, Sofia (14)		4) Smith, Payton (17)	
21	Homestead Farm	A HF	3:11.92	2:49.31
	1) Moss, Leah (16)		2) Benedict, Eggs (15)	
	3) Benedict, Sushi (13)		4) Tomeo, Sasha (17)	
22	Cherry Knolls	B CK	3:09.57	2:49.63
	1) Eikenbary, Sawyer (15)		2) Cuthbert, Nora (16)	
	3) Hohlen, Julia (16)		4) Holm-Denoma, Alexa (14)	
--	SG Stingrays	B SG	2:49.79	DQ
	1) Bush, Kiley (15)		2) Psaltis, Addie (15)	
	3) McManus, Riley (17)		4) Sherman, Salem (15)	

#5 Boys 13-14 200m Medley Relay

	Cherry Knolls Swim Team	2013	2:16.34
E.Bensen, B.Hinckley, G.Gassen, B.Richards Smith, Ian Hamilton			

Pl	Team	Relay	Seed	Official	Pts
1	SundanceSailfish	A SH	2:15.72	2:08.86	
	1) Oram, Nathan (14)		2) Comeau, Eli (14)		
	3) Palmateer, Cade (14)		4) Luong, Alex (14)		
2	SG Stingrays	A SG	2:33.25	2:18.09	
	1) Wood, Noah (13)		2) Callahan, Quinn (14)		
	3) Hayes, Connor (14)		4) Sepp, Kai (13)		
3	CCV Vikings	A CCV	2:24.02	2:22.42	
	1) Guo, Anjun (13)		2) Dougherty, Rhys (14)		
	3) Wei, Nathan (14)		4) Lal, Vivaan (14)		

4	HOM Hurricanes	A HOM	2:31.89	2:22.60
	1) Snow, Andrew (13)		2) Zlatanov, Denis (13)	
	3) Phillips, Mason (14)		4) Sieger, Ben (14)	
5	Knolls Tsunami	A K	2:30.61	2:23.05
	1) McDonagh, Cooper (13)		2) Brown, Emrik (14)	
	3) Gamet, Nick (14)		4) Simcox, Max (14)	
6	Forest Park	A FP	NT	2:32.64
	1) McInally, Liam (13)		2) Martin, James (13)	
	3) McInally, Boden (11)		4) Guenther, Brady (12)	
7	HVSL	A HVSL	2:53.63	2:34.32
	1) Gordanier, Tucker (14)		2) Patterson, Blake (13)	
	3) Newton, Aaron (13)		4) Weren, Zander (14)	
8	Bow MarS Sharks	A BMS	3:19.81	2:39.02
	1) Hoffelt, Orson (14)		2) Maxwell, Beau (12)	
	3) Braun, Cody (13)		4) Wilson, Luke (13)	
9	SG Stingrays	B SG	2:51.23	2:42.62
	1) Stokes, Ben (13)		2) Sanchez, Adrian (14)	
	3) Fraser, Casey (13)		4) Brant, Liam (13)	
10	SundanceSailfish	B SH	3:11.48	2:50.09
	1) Madden, Declan (13)		2) Keyes, Kellan (13)	
	3) Messersmith, Nicolas (13)		4) Frazier, Hudson (13)	
11	Cherry Knolls	A CK	3:01.85	2:57.59
	1) Tashiro, Grayson (13)		2) Finnigan, Graeme (13)	
	3) Eikenbary, Wyatt (13)		4) Singer, Everett (12)	

#6 Girls 13-14 200m Medley Relay

	Cherry Knolls Swim Team	2002	2:19.34
D.Adams, L.Brock, L.Ratterman, B.Petersen			

Pl	Team	Relay	Seed	Official	Pts
1	Ben Franklin	A BF	2:32.88	2:22.58	
	1) Cuthbert, Miriam (14)		2) Nguyen, Maddie (14)		
	3) Miscall, Tabi (13)		4) Fournier, Anya (13)		
2	SG Stingrays	A SG	2:41.91	2:32.82	
	1) Murray, Caitlyn (13)		2) Wiesen, Ellie (14)		
	3) Wiggin, Sloane (13)		4) McGee, Fiona (14)		
3	Cherry Knolls	A CK	2:40.38	2:34.81	
	1) Stickley, Colleen (14)		2) Stafford, Calla (14)		
	3) Pevarnik, Hayden (14)		4) Lucero, Brooklyn (14)		
4	HVSL	A HVSL	2:44.88	2:35.30	
	1) D'Orvilliers, Alexis (13)		2) Mantle, Rhi (14)		
	3) Peterson, Lucy (13)		4) Purchase, Phoebe (13)		
5	HFII Barracudas	A HFII	2:54.93	2:35.32	
	1) Roth, Colleen (13)		2) McHale, Molly (14)		
	3) Alexander, Cameron (13)		4) Rutz, Lilly (14)		
6	Heritage Greens	A HG	2:46.39	2:36.97	
	1) Woller, Emily (14)		2) Browning, Amelia (14)		
	3) Franklin, Cecelie (14)		4) Hanna, Abbie (14)		
7	CCV Vikings	A CCV	2:36.48	2:37.03	
	1) Marks, Hannah (14)		2) Pratt, Sophia (13)		
	3) Wu, Chelsea (13)		4) Kniep, Jillian (13)		
8	SP Dolphins	A SP	2:40.47	2:38.89	
	1) Hepworth, Phoenix (13)		2) Taylor, Anna (14)		
	3) Davydov, Lilli (14)		4) Hepworth, October (13)		

9	SundanceSailfish	A SH	2:40.20	2:39.69
	1) Wilcox, Elise (14)		2) Zimmerman, Charley (13)	
	3) Buckheit, Kit (13)		4) Petitmermet, Hadley (13)	
10	HHST Hurricanes	A HHST	2:57.12	2:43.34
	1) Cataldo, Sydney (14)		2) Densmore, Sarah (13)	
	3) Stefanoudakis, Eleni (13)		4) Marshall, Beatrix (14)	
11	WCII Wahoos	A WCII	2:56.84	2:44.09
	1) Thoes, Mila (13)		2) Brown, Bailey (13)	
	3) Royal, T (14)		4) Smith, Elle (13)	
12	GO Gators	A GO	3:20.48	2:45.58
	1) Dunn, Katherine (13)		2) Badger, Alexa (14)	
	3) Walter, Campbell (12)		4) Chiappone, Francesca (13)	
13	Bow MarS Sharks	A BMS	2:54.67	2:50.61
	1) Davis, Natalie (13)		2) Alexander, Jamie (13)	
	3) Leonard, Lara (13)		4) McCoy, Molly (11)	
14	HOM Hurricanes	A HOM	2:47.07	2:51.44
	1) Smith, Hailey (13)		2) Gammill, Whitney (13)	
	3) Malnati, Charlotte (14)		4) Ward, Braelyn (13)	
15	Ben Franklin	B BF	2:58.02	2:52.86
	1) Curtis, Emma (13)		2) Sorensen, Lucy (13)	
	3) Lara, Tiny (13)		4) Levy, Lucy (14)	
16	Knolls Tsunami	A K	3:29.51	2:53.50
	1) Hunt, Harper (13)		2) Flemister, Malia (13)	
	3) Wilson, Emma (14)		4) Walsh, Taylor (13)	
--	HVSL	B HVSL	3:54.23	DQ
	1) Weren, Avery (12)		2) Moody, Adelaide (14)	
	3) Lacy, Mady (14)		4) Bosler, Tahlea (13)	
--	PreservePiranhas	A PRE	NT	DQ
	1) Hager, Eva (14)		2) Roland, Clara (14)	
	3) Hager, Kendall (14)		4) Theiler, Rowan (13)	

#13 Boys 13-14 200m Freestyle

<input checked="" type="checkbox"/>	Daniel Bensen		2016	2:02.50	
	Cherry Knolls Swim Team				
Pl	Name	Age Team	Seed	Official	Pts
1	Hayes, Connor	14 SG	2:07.25	2:11.13	
2	Palmateer, Cade	14 SH	2:14.54	2:20.85	
3	Sieger, Ben	14 HOM	2:39.44	2:34.23	
4	Dougherty, Rhys	14 CCV	2:37.88	2:36.16	
5	Byorick, Conor	13 HF	2:42.86	2:37.12	
6	Berdine, Andrew	14 HG	2:37.76	2:37.73	
7	Lal, Vivaan	14 CCV	2:37.92	2:42.35	
8	Madden, Declan	13 SH	2:49.46	2:43.74	
9	Hoffelt, Orson	14 BMS	2:53.65	2:45.51	
10	McDonagh, Cooper	13 K	2:46.23	2:50.84	
11	Keyes, Kellan	13 SH	NT	3:04.67	
12	Boll, Joseph	13 HF	NT	3:05.95	
13	Leinwand, Luke	13 HOM	3:08.50	3:09.75	
14	Wilson, Luke	13 BMS	3:11.67	3:11.49	
15	Bowman, Oliver	14 HFII	3:28.52	3:11.76	
16	Roosa, Kyle	13 HOM	3:12.78	3:12.78	
17	Fitzpatrick, Brendan	13 SG	NT	3:14.88	
18	Brant, Liam	13 SG	3:06.60	3:19.48	
19	Yang, Nicholas	14 HOM	3:41.72	3:39.96	

#14 Girls 13-14 200m Freestyle

<input checked="" type="checkbox"/>	Chrissy Johnson		1995	2:24.43	
Pl	Name	Age Team	Seed	Official	Pts
1	Thoes, Mila	13 WCII	2:21.77	2:23.90	
2	Stickley, Colleen	14 CK	2:39.12	2:33.31	
3	Alexander, Cameron	13 HFII	2:40.02	2:34.25	
4	Taylor, Anna	14 SP	2:42.29	2:34.31	
5	Cuthbert, Miriam	14 BF	2:32.65	2:42.66	
6	Wilcox, Elise	14 SH	2:43.09	2:45.93	
7	Stafford, Calla	14 CK	2:48.36	2:46.47	
8	Pratt, Sophia	13 CCV	2:48.82	2:47.55	
9	Hanna, Abbie	14 HG	2:48.79	2:51.12	
10	Kniep, Jillian	13 CCV	2:49.29	2:54.02	
11	Leonard, Lara	13 BMS	3:01.54	2:55.19	
12	Wiggin, Sloane	13 SG	2:56.64	2:57.62	
13	Marshall, Beatrix	14 HHST	NT	3:01.24	
14	Theiler, Rowan	13 PRE	3:14.72	3:01.58	
15	McHale, Molly	14 HFII	2:57.49	3:02.05	
16	Allen, Ellie	13 SG	3:29.48	3:21.18	
17	Smith, Hailey	13 HOM	3:31.85	3:31.87	

#15 Men 15-18 200m Freestyle

<input checked="" type="checkbox"/>	Kent Schnacke		2010	2:03.88	
	Cherry Knolls Swim Team				
Pl	Name	Age Team	Seed	Official	Pts
1	Pier, Grant	16 HHST	2:04.58	2:03.20	
2	Ahl-Hinson, Finn	17 CK	2:08.39	2:04.28	
3	Zhao, Aaron	16 CCV	2:08.63	2:07.73	
4	Fraser, Max	16 SG	2:08.08	2:07.81	
5	Trinquesse, Camille	16 HH	NT	2:10.03	
6	Fuller, Noah	17 HG	2:14.50	2:14.73	
7	Snow, Jack	15 HOM	2:16.41	2:15.49	
8	Eberly, Noah	16 HH	2:11.13	2:16.00	
9	Jordan, Luke	15 SH	2:17.76	2:17.63	
10	Humphries, Conall	15 HG	2:15.60	2:17.77	
11	Stickley, Michael	16 CK	2:22.02	2:18.62	
12	Ricenbaw, Aidan	16 HFII	2:23.47	2:18.70	
13	Tetzloff, Aidan	17 HH	2:24.37	2:21.83	
14	Hola, Spencer	17 K	2:25.95	2:22.26	
15	Goldstein, Gavin	15 PRE	2:24.81	2:22.48	
16	Tetzloff, Charles	15 HH	2:23.12	2:23.15	
17	Thompson, Ian	15 CCV	2:20.73	2:26.84	
18	Brown, Isaac	15 WCII	2:25.52	2:28.30	
19	Cuthbert, William	18 CK	2:27.89	2:29.06	
20	Bowser, Drake	15 SH	NT	2:32.47	
21	Gunter, John-Paul	15 FP	2:38.83	2:32.53	
22	Lenderman, Jaxon	18 HOM	2:31.62	2:33.82	
23	Crull, Thatcher	15 K	2:31.40	2:34.99	
24	Wetterling, Jake	15 K	2:41.63	2:41.36	
25	Caldwell, Jack	15 K	NT	2:42.47	
26	Sommerfeld, William	16 HOM	2:34.77	2:42.92	
27	Ley, Ian	18 SP	2:30.87	2:43.82	
28	Fisher, Daniel	16 BF	2:37.38	2:45.65	

29	Boll, Dominic	15 HF	2:55.61	2:56.75
30	O'Keefe, Teddy	15 PRE	NT	3:07.08
31	Edson, Will	16 HF	4:21.31	4:38.33
--	Densmore, Samuel	17 HHST	3:19.02	NS

#16 Women 15-18 200m Freestyle

Carolyn Pasque 2007 2:18.37

Pl	Name	Age Team	Seed	Official	Pts
1	Williams, Madison	16 SH	2:15.20	2:14.12	
2	Yaworski, Annika	17 HFII	2:11.85	2:14.25	
3	Hayes, Corinne	16 SG	2:15.81	2:18.30	
4	Stickley, Kate-Hayden	18 CK	2:21.07	2:19.44	
5	Andrews, Emme	15 HFII	2:22.22	2:19.51	
6	Pelz, Stanley	16 BF	2:25.75	2:22.01	
7	Howard, Milly	15 HH	2:25.30	2:22.82	
8	Denne, Teagan	16 HOM	2:23.68	2:23.92	
9	Loving, Kate	18 HG	2:23.42	2:27.83	
10	Kaiser, Lauren	15 CCV	2:24.86	2:28.06	
11	Shepela, Johanna	16 BF	2:30.71	2:30.31	
12	Lara, Leala	17 BF	2:29.68	2:33.06	
13	Cetaruk, Emerson	15 BMS	2:29.62	2:33.81	
14	Pfister, Izzy	16 SP	2:42.52	2:34.48	
15	Guy, Adrian	17 SP	2:34.98	2:35.55	
16	Lucero, Jaelyn	17 CK	2:37.94	2:35.74	
17	Sparks, Ellery	15 HVSL	2:33.65	2:37.78	
18	Rutz, Lindsay	17 HFII	2:35.16	2:38.63	
19	Krauss, Rachel	17 HHST	2:45.11	2:43.45	
20	Bryant, Lilly	18 CK	2:51.11	2:44.00	
21	Duffield, Sadie	15 HOM	2:42.07	2:44.47	
22	Dorsey, Anastasia	15 WCII	2:43.64	2:45.52	
23	Anderson, Ava	15 SP	2:51.73	2:48.73	
24	Crespin, Izzy	17 HOM	2:53.87	2:49.56	
25	Kerekes, Rylee	18 SG	2:44.92	2:49.62	
26	Hughes, Ellie	15 HOM	2:52.83	2:59.76	
27	Wills-Keely, Zoe	15 WCII	2:56.85	2:59.89	
28	Roosa, Evan	16 HOM	3:11.76	3:03.97	
29	Martini, Isabella	15 HOM	3:02.34	3:04.24	
30	Bradley, Taylor	15 K	NT	3:05.49	
31	Rivera, Lia	15 HHST	2:49.36	3:09.98	
32	McKenna, Bridget	15 WCII	3:33.08	3:23.89	

#25 Boys 13-14 50m Freestyle

Daniel Bensen 2015 25.83
Cherry Knolls Swim Team

Pl	Name	Age Team	Seed	Official	Pts
1	Luong, Alex	14 SH	27.05	27.25	
2	Warner, Rowan	14 GO	27.81	28.12	
3	Braun, Cody	13 BMS	29.05	28.72	
4	Phillips, Mason	14 HOM	28.81	28.80	
5	Erwin, Finn	13 PRE	29.79	29.16	
6	Simcox, Max	14 K	30.55	29.33	
7	Murphy, Charlie	14 HH	29.40	29.59	
8	Greene, Jett	14 BF	29.96	30.01	

9	Gordanier, Tucker	14 HVSL	29.99	30.09	
10	Fung, John Eliot	14 HF	30.14	30.25	
11	Lal, Vivaan	14 CCV	30.13	30.32	
12	Gamet, Nick	14 K	31.16	30.73	
13	Comeau, Eli	14 SH	30.97	30.92	
14	Martin, James	13 FP	31.18	31.47	
15	Wei, Nathan	14 CCV	30.64	31.49	
16	Zlatanov, Denis	13 HOM	31.83	31.52	
17	Eikenbary, Wyatt	13 CK	31.10	31.80	
18	Giesen, Jayden	13 HH	32.93	31.85	
19	McInally, Liam	13 FP	32.00	32.06	
20	Sepp, Kai	13 SG	31.76	32.50	
21	Stokes, Ben	13 SG	32.89	32.60	
22	Johnson, Jasper	13 BF	32.33	32.96	
23	Hoffelt, Orson	14 BMS	33.60	33.35	
24	Boll, Joseph	13 HF	34.57	33.83	
25	Smith, Nolan	14 SP	35.05	34.15	
26	Theisen, Landon	14 SP	39.75	34.94	
27	Yang, Nicholas	14 HOM	36.59	36.84	
28	Fitzpatrick, Brendan	13 SG	36.90	36.87	
29	Marshall, Tyce	13 WCII	35.85	37.06	
30	Wilson, Luke	13 BMS	37.33	37.43	
31	Weren, Zander	14 HVSL	38.25	38.29	
32	Brant, Liam	13 SG	40.48	38.48	
33	Pineda, Rylan	13 HHST	40.02	39.09	
34	Dyer, Max	14 K	38.04	39.47	
35	Payne, Graham	13 WCII	38.69	39.60	
36	Finnigan, Graeme	13 CK	39.97	40.68	
37	Ratcliff, Luke	13 HVSL	40.46	42.03	
38	Frazier, Hudson	13 SH	48.87	45.42	
39	Labrada, Max	13 CCV	50.94	51.42	
40	Baumgart, Dylan	13 K	48.50	51.96	
41	Maniatis, D	14 HHST	1:02.04	55.54	
--	Brown, Mathis	13 K	28.93	NS	


#26 Girls 13-14 50m Freestyle

Dawn Adams 2002 29.34

Pl	Name	Age Team	Seed	Official	Pts
1	Cuthbert, Miriam	14 BF	29.23	29.70	
2	Peterson, Lucy	13 HVSL	29.38	29.97	
3	Altman, Olivia	13 CCV	30.13	31.04	
4	Cataldo, Sydney	14 HHST	30.45	31.31	
5	Fournier, Anya	13 BF	31.61	31.85	
6	Buckheit, Kit	13 SH	32.18	32.16	
7	Davis, Natalie	13 BMS	32.76	32.90	
8	Baber, Lorelei	14 FP	33.84	33.36	
9	Kniep, Jillian	13 CCV	32.88	33.46	
10	Murray, Caitlyn	13 SG	33.75	33.47	
11	Purchase, Phoebe	13 HVSL	32.06	33.50	
12	Alexander, Jamie	13 BMS	33.56	33.53	
13	Ward, Braelyn	13 HOM	33.53	33.60	
14	Wilson, Emma	14 K	34.39	33.92	
15	Roth, Colleen	13 HFII	33.69	34.21	
16	Sorensen, Lucy	13 BF	32.65	34.22	

17	Marshall, Beatrix	14 HHST	33.68	34.27	3	Palmateer, Talen	16 SH	24.02	25.28
18	Royal, T	14 WCII	34.97	34.28	4	Childers, Lawson	18 BMS	25.78	25.67
19	Hunt, Harper	13 K	35.20	34.33	5	Greene, Spencer	15 SH	26.21	25.75
20	Hager, Eva	14 PRE	34.98	34.68	6	Hughes, Austin	15 HVSL	25.19	25.88
21*	Stefanoudakis, Eleni	13 HHST	35.12	35.30	7	Ricenbaw, Will	18 HFII	26.21	26.10
21*	Roland, Clara	14 PRE	34.57	35.30	8	Brown, Davis	16 CCV	25.93	26.19
23	Lucero, Brooklyn	14 CK	35.73	35.79	9	Lessmann, Wyatt	16 BMS	27.10	26.32
24	Browning, Amelia	14 HG	35.94	36.07	10	Mendoza-Stancer, Hector	15 HHST	27.12	26.49
25	Wiggin, Sloane	13 SG	35.53	36.08	11	Ahl-Hinson, Finn	17 CK	32.75	26.59
26	Dunn, Katherine	13 GO	35.61	36.30	12	Clayton, Cole	17 HH	25.96	26.62
27	Mantle, Rhi	14 HVSL	37.03	36.46	13	Horsfield, Jack	15 HOM	26.62	26.90
28	Moody, Adelaide	14 HVSL	36.64	36.51	14	Ratcliff, Max	17 HVSL	26.82	27.03
29	Smith, Elle	13 WCII	36.60	36.55	15	Mahedy, Jackson	18 HOM	27.28	27.04
30	Chiappone, Francesca	13 GO	35.16	36.68	16	Stewart, Ryan	17 SG	26.36	27.17
31	Lacy, Mady	14 HVSL	36.71	36.70	17	Wiesner, Brodyn	15 GO	24.74	27.24
32	Kleinbach, Marin	13 PRE	39.83	36.79	18	Marshall, Ned	17 HHST	26.93	27.53
33	Rutz, Lilly	14 HFII	36.24	36.86	19	Mikulecky, Owen	15 CCV	27.19	27.88
34	Hepworth, Phoenix	13 SP	36.70	36.99	20	Tetzloff, Charles	15 HH	27.07	27.92
35	Badger, Alexa	14 GO	35.76	37.02	21	Roos, Wyatt	15 SP	28.32	28.28
36	Bondarewicz, Maddie	13 PRE	38.24	37.21	22	Condon, Tate	17 GO	27.85	28.36
37	Dye, Gianna	14 BF	37.61	37.24	23	Souders, Alex	15 SG	28.54	28.61
38	Levy, Lucy	14 BF	36.20	37.35	24	Souders, Ilya	17 SG	28.25	28.67
39	Hepworth, October	13 SP	35.61	37.50	25	Thompson, Jack	15 PRE	29.03	28.74
40	Hager, Kendall	14 PRE	36.93	37.63	26	Goldstein, Gavin	15 PRE	29.34	28.83
41	Scherer, Emma	14 HFII	37.94	37.80	27	Finnigan, Connor	16 CK	27.95	28.96
42	Zimmerman, Charley	13 SH	34.98	37.83	28	Stickley, Michael	16 CK	28.42	29.20
43	Holm-Denoma, Alexa	14 CK	38.71	37.85	29	Kubanyi, Patrick	16 HOM	29.55	29.32
44	Woodrow, Allie	14 HH	35.93	38.07	30	FitzSimmons, Beckett	16 BMS	29.22	29.49
45	Walsh, Taylor	13 K	39.04	38.93	31	Migliaccio, Gio	18 K	29.95	29.57
46	Fouts, Tatum	13 CK	38.79	38.98	32	Buckheit, Tanner	16 SH	28.55	29.91
47	Brown, Bailey	13 WCII	38.88	39.56	33	Dumonceau, Ryan	18 HH	29.87	30.37
48	Curtis, Emma	13 BF	38.86	39.94	34	Musslewhite, Aidan	16 HG	30.98	30.75
49	Fung, Anna Irene	13 HF	40.28	40.14	35	Crull, Thatcher	15 K	30.54	30.93
50	Lewis, Kolby	14 WCII	39.43	40.34	36	Muglia, Sal	16 SP	31.46	30.96
51	Pier, Maren	13 HHST	38.12	40.52	37	Gunter, John-Paul	15 FP	31.17	31.03
52	Woller, Emily	14 HG	38.86	40.99	38	Badger, Landon	16 GO	30.66	31.18
53	Haanen, Lily	13 BF	42.10	41.42	39	Sanchez, Bash	15 SG	30.71	31.63
54	Allen, Ellie	13 SG	39.83	41.48	40	Shew, Andrew	15 FP	31.08	31.86
55	Baker, Ainsley	14 BF	46.74	42.60	41	Caldwell, Jack	15 K	32.57	32.25
56	Gramlich, Olivia	13 PRE	44.55	42.84	42*	Baumgart, Wesley	16 K	31.00	33.31
57	Flemister, Malia	13 K	40.22	43.35	42*	Fisher, Daniel	16 BF	33.91	33.31
58	Zajd, Paulina	14 CCV	42.37	43.68	44	Bohrer, Evan	18 CCV	34.10	33.33
59	Roth, Parker	13 CK	43.49	43.77	45	Foster, Marshall	16 K	33.40	34.42
60	Ellsworth, Natalie	13 SG	44.59	44.02	46	O'Keefe, Teddy	15 PRE	34.50	34.66
--	McGee, Fiona	14 SG	34.14	NS	47	Comegys, Brode	15 WCII	34.96	35.25
--	Densmore, Sarah	13 HHST	38.95	SCR	48	Murphy, Jack	17 HH	36.46	36.57
					49	Choi, Yunhu	16 CCV	43.99	44.79
					50	Curtis, Ethan	18 BF	42.16	53.93
					51	Edson, Will	16 HF	54.33	58.59
					--	Mauvais, Cole	17 SH	26.94	NS
					--	Plotnik, Oskar	15 BMS	27.28	NS
					--	Densmore, Samuel	17 HHST	32.91	SCR
					--	Roth, Louie	18 HFII	29.17	SCR

#27 Men 15-18 50m Freestyle

	Daniel Bensen		2018	24.69	
	Cherry Knolls Swim Team				
PI	Name	Age Team	Seed	Official	Pts
1	Mikulecky, Colin	17 CCV	24.31	24.17	
2	Crawford, Jamie	17 SH	24.42	24.45	

#28 Women 15-18 50m Freestyle

CK Carolyn Pasque		2008	28.07
Pl	Name	Age Team	Seed Official Pts
1	Williams, Madison	16 SH	27.75 28.36
2	Esmas, Lily	18 HOM	28.00 28.74
3	Peterson, Ella	16 HVSL	29.51 29.16
4	Earley, Bea	16 HOM	28.30 29.47
5	Andrews, Emme	15 HFII	29.80 29.77
6	Mosesso, Lilly	15 BMS	29.57 29.90
7	Hanna, Audrey	16 HG	31.33 30.60
8	Dick, Emily	17 HOM	30.73 30.91
9*	Thie, Addy	18 SG	30.73 30.95
9*	Tacha, Avery	15 PRE	31.28 30.95
11	Guthrie, Campbell	15 BMS	30.33 30.96
12	Neale, Grae	15 K	32.09 31.11
13	Franciscus, Blair	18 GO	31.20 31.14
14	Watson, Lily	18 HFII	31.31 31.17
15	DeCaporale, Amelia	18 WCII	30.64 31.19
16	Jones, Ella	18 SH	31.28 31.25
17	Cetaruk, Emerson	15 BMS	30.90 31.62
18	Weldon, Lucy	17 CK	30.55 31.66
19	Guy, Adrian	17 SP	31.04 31.72
20	Flemister, Maya	17 K	31.73 31.79
21	Olson, Maggie	16 FP	32.00 32.08
22	Kerekes, Rylee	18 SG	31.80 32.11
23	Haanen, Sierra	15 BF	31.85 32.17
24	Anderson, Ava	15 SP	32.56 32.60
25	Getsch, Izzy	17 HOM	31.07 32.65
26	Guenther, Alex	15 FP	31.61 32.76
27	Getsch, Lyla	15 HOM	32.96 32.81
28	Jones, Lily	16 WCII	32.64 32.95
29	Woody, Keira	15 FP	32.29 33.09
30	Tomeo, Sasha	17 HF	33.36 33.30
31	Crespin, Izzy	17 HOM	34.46 33.39
32	Bradley, Taylor	15 K	33.31 33.54
33	Bryant, Lilly	18 CK	34.01 33.65
34	Eikenbary, Sawyer	15 CK	33.63 33.71
35	Hohlen, Julia	16 CK	33.86 33.72
36	Bush, Kiley	15 SG	33.34 33.78
37	Hayen, Maryn	15 SG	33.42 34.15
38	Henderson, Sarah	15 HVSL	33.27 34.28
39	Haskell, Elle	17 SP	33.81 34.37
40	Beals, Addi	16 FP	34.27 34.42
41	Eggers, Avery	15 CCV	33.20 34.45
42	Snelling, Claire	17 SP	33.65 34.54
43	Goldy, Bridget	18 HOM	34.12 35.01
44	Riddle, Gwyn	18 BF	33.93 35.18
45	Brennan, Jin Jin	16 PRE	34.24 35.35
46	Psaltis, Addie	15 SG	36.25 35.39
47	McManus, Riley	17 SG	34.35 35.42
48	Wills-Keely, Zoe	15 WCII	34.27 35.63
49	Cuthbert, Nora	16 CK	35.94 35.69
50	Martini, Isabella	15 HOM	36.53 35.70
51*	Sherman, Salem	15 SG	34.42 35.92

51*	Rutz, Emma	17 HFII	35.40 35.92
53	Edwards, Maddie	17 K	34.89 35.94
54	Mahr, Kelsey	15 BF	36.27 35.96
55	Scheid, Foster	18 HVSL	35.58 36.09
56	Schlossberg, Maddy	15 PRE	34.12 36.26
57	Glover, Gilli	15 HFII	36.58 37.49
58	Gummelt!, Grace	17 HG	36.64 37.77
59	Scholl, Harper	15 HH	37.50 38.26
60*	Moss, Leah	16 HF	39.15 39.03
60*	Simmonds, Jillian	16 HVSL	39.97 39.03
62	McKinley, Mary	16 K	38.66 39.05
63	Smith, Payton	17 SP	38.40 39.06
64	Marotto, Maria	15 HOM	40.26 39.97
65	McKenna, Bridget	15 WCII	40.78 40.16
--	Osterhaus-Binkert, Olivia	15 HHST	32.16 NS

#35 Boys 13-14 100m Butterfly

CK Finn Ahl-Hinson		2021	1:07.56
Cherry Knolls Swim Team			
Pl	Name	Age Team	Seed Official Pts
1	Palmateer, Cade	14 SH	1:05.31 1:08.45
2	Brown, Emrik	14 K	1:10.60 1:10.45
3	Phillips, Mason	14 HOM	1:12.38 1:11.70
4	Callahan, Quinn	14 SG	1:14.52 1:13.03
5	Warner, Rowan	14 GO	1:15.36 1:16.87
6	Sieger, Ben	14 HOM	1:19.71 1:19.51
7	Fung, John Eliot	14 HF	1:23.89 1:20.86
8	Gamet, Nick	14 K	1:17.61 1:21.25
9	Snow, Andrew	13 HOM	1:25.15 1:23.43
10	Byorick, Conor	13 HF	1:26.92 1:26.24
11	Guo, Anjun	13 CCV	1:26.02 1:28.32
12	Bell, Isaac	13 K	1:25.24 1:31.19
13	Marshall, Tyce	13 WCII	1:58.18 2:02.48
--	Brown, Mathis	13 K	1:14.11 SCR

#36 Girls 13-14 100m Butterfly

CK Bailey Walker		2005	1:15.37
Pl	Name	Age Team	Seed Official Pts
1	Wiesen, Ellie	14 SG	1:08.90 1:07.39
2	Franklin, Cecelie	14 HG	1:13.28 1:16.98
3	Alexander, Cameron	13 HFII	1:22.87 1:20.64
4	Altman, Olivia	13 CCV	1:19.67 1:21.04
5	Fournier, Anya	13 BF	1:23.46 1:24.37
6	Pevarnik, Hayden	14 CK	1:21.06 1:24.42
7	Miscall, Tabi	13 BF	1:33.30 1:26.55
8	Wu, Chelsea	13 CCV	1:30.08 1:27.26
9	Stafford, Calla	14 CK	1:30.86 1:28.80
10	Davydov, Lilli	14 SP	1:27.80 1:28.96
11	Marks, Hannah	14 CCV	1:30.62 1:29.56
12	Ward, Braelyn	13 HOM	1:34.45 1:35.38
13	Royal, T	14 WCII	1:43.62 1:43.66
14	Jimerson, Sofia	14 SP	1:40.43 1:45.62
15	Wiggin, Sloane	13 SG	1:45.92 1:48.24

16	Roth, Colleen	13 HFII	1:52.11	1:57.14
17	Scherer, Emma	14 HFII	2:07.74	2:08.85

#37 Men 15-18 100m Butterfly

Greg Gassen 2016 1:02.81
Cherry Knolls Swim Team

PI	Name	Age Team	Seed	Official	Pts
1	Greene, Spencer	15 SH	1:01.35	1:00.11	
2	Hunter, Bryce	17 HH	1:01.60	1:01.70	
3	Bryant, Hunter	18 SH	1:03.18	1:02.82	
4	Trinquesse, Camille	16 HH	1:04.22	1:03.08	
5	Crawford, Jamie	17 SH	1:02.74	1:03.55	
6	Lara, Diego	15 BF	1:04.99	1:03.98	
7	Ahl-Hinson, Finn	17 CK	1:03.58	1:05.60	
8	Snow, Jack	15 HOM	1:05.45	1:05.66	
9	Fraser, Max	16 SG	1:06.18	1:05.75	
10	Thompson, Jack	15 PRE	1:07.59	1:06.46	
11	Smith, Syd	16 HHST	1:06.64	1:06.81	
12	Hughes, Austin	15 HVSL	1:04.62	1:06.86	
13	Fuller, Noah	17 HG	1:08.13	1:07.32	
14	Hola, Spencer	17 K	1:05.92	1:07.87	
15	Zhao, Aaron	16 CCV	1:07.63	1:08.20	
16	Ricenbaw, Aidan	16 HFII	1:07.43	1:08.66	
17	Cuthbert, William	18 CK	1:10.51	1:11.87	
18	Mikulecky, Owen	15 CCV	1:11.49	1:12.62	
19	Guo, Antong	15 CCV	1:16.24	1:13.53	
20	Loving, Max	15 HG	1:17.97	1:15.03	
21	Brown, Isaac	15 WCII	1:13.45	1:15.27	
22	Thompson, Ian	15 CCV	1:15.21	1:16.67	
23	Roos, Wyatt	15 SP	1:16.78	1:16.69	
24	Fischer, Patrick	16 SG	1:15.54	1:17.02	
25	West, Tyler	15 HVSL	1:17.50	1:17.81	
26	Kubanyi, Patrick	16 HOM	1:16.82	1:19.50	
27	Dumonceau, Ryan	18 HH	19.52	1:23.05	
28	Ley, Ian	18 SP	1:19.56	1:27.31	
--	Migliaccio, Gio	18 K	1:40.98	NS	

#38 Women 15-18 100m Butterfly

Kate-Hayden Stickley 2022 1:09.09
Cherry Knolls Swim Team

PI	Name	Age Team	Seed	Official	Pts
1	Yaworski, Annika	17 HFII	1:06.79	1:07.32	
2	Stickley, Kate-Hayden	18 CK	1:09.09	1:11.24	
3	Penry, Emme	18 SH	1:08.60	1:11.43	
4	Lenderman, Tessa	16 HOM	1:16.40	1:13.73	
5	McDowell, Keira	16 CCV	1:07.04	1:13.81	
6	Earley, Bea	16 HOM	1:11.50	1:14.61	
7	Hayes, Corinne	16 SG	1:11.18	1:14.81	
8	Hay, Elli	17 SP	1:11.62	1:17.42	
9	Lara, Leala	17 BF	1:14.12	1:18.16	
10	Howard, Milly	15 HH	37.00	1:19.80	
11	Reese, Hannah	17 HH	1:13.80	1:20.36	
12	DeCaporale, Amelia	18 WCII	1:17.43	1:21.18	

13	Davis, Anna	15 BMS	1:19.29	1:21.71
14	Loving, Kate	18 HG	1:19.54	1:22.52
15	Kaiser, Lauren	15 CCV	1:15.22	1:23.67
16	Snow, Riley	18 HOM	1:25.90	1:25.94
17	Mahr, Kelsey	15 BF	1:28.60	1:26.42
18	McManus, Riley	17 SG	1:22.29	1:27.58
19	Rivera, Lia	15 HHST	1:30.29	1:30.63
20	Hughes, Ellie	15 HOM	1:32.22	1:37.30
21	Smith, Payton	17 SP	1:56.14	1:51.95
22	Roosa, Evan	16 HOM	1:55.00	1:52.51

#47 Boys 13-14 100m Backstroke

Daniel Bensen 2015 1:05.46
Cherry Knolls Swim Team

PI	Name	Age Team	Seed	Official	Pts
1	Palmateer, Cade	14 SH	1:06.36	1:11.89	
2	Luong, Alex	14 SH	1:08.49	1:12.00	
3	Guo, Anjun	13 CCV	1:17.74	1:16.73	
4	Gordanier, Tucker	14 HVSL	1:19.07	1:18.58	
5	Bell, Jameson	14 WCII	1:21.28	1:19.40	
6	Murphy, Charlie	14 HH	1:21.50	1:20.10	
7	Dougherty, Rhys	14 CCV	1:21.54	1:21.40	
8	Byorick, Conor	13 HF	1:21.12	1:21.63	
9	Snow, Andrew	13 HOM	1:21.38	1:23.46	
10	McNally, Liam	13 FP	1:19.38	1:24.43	
11	Wood, Noah	13 SG	1:25.75	1:26.45	
12	McDonagh, Cooper	13 K	1:25.44	1:27.35	
13	Madden, Declan	13 SH	1:34.47	1:27.85	
14	Stokes, Ben	13 SG	1:27.89	1:29.13	
15	Sepp, Kai	13 SG	1:42.81	1:29.44	
16	Fraser, Casey	13 SG	1:27.04	1:31.19	
17	Smith, Nolan	14 SP	1:34.27	1:32.26	
18	Bell, Isaac	13 K	1:29.50	1:33.97	
19	Tashiro, Grayson	13 CK	1:42.94	1:40.95	
20	Roosa, Kyle	13 HOM	1:43.92	1:42.68	
21	Leinwand, Luke	13 HOM	1:51.93	1:49.30	
22	Frazier, Hudson	13 SH	2:20.61	2:14.26	

#48 Girls 13-14 100m Backstroke

Dawn Adams 2002 1:13.83

PI	Name	Age Team	Seed	Official	Pts
1	Cuthbert, Miriam	14 BF	1:15.03	1:14.75	
2	Thoes, Mila	13 WCII	1:16.33	1:17.72	
3	Marks, Hannah	14 CCV	1:19.36	1:20.85	
4*	Franklin, Cecelie	14 HG	1:18.74	1:22.88	
4*	Wilcox, Elise	14 SH	1:24.68	1:22.88	
6	Stickley, Colleen	14 CK	1:21.99	1:23.94	
7	Stefanoudakis, Eleni	13 HHST	1:27.62	1:24.14	
8	Nguyen, Maddie	14 BF	1:24.16	1:24.92	
9	Lara, Tiny	13 BF	1:24.08	1:25.81	
10	Murray, Caitlyn	13 SG	1:26.97	1:27.66	
11	Sorensen, Lucy	13 BF	1:26.41	1:28.50	
12	Davis, Natalie	13 BMS	1:28.53	1:28.58	

13	Purchase, Phoebe	13 HVSL	1:28.90	1:30.41
14	Benedict, Sushi	13 HF	1:31.32	1:30.87
15	Hager, Eva	14 PRE	1:32.05	1:30.90
16	Hanna, Abbie	14 HG	1:32.76	1:31.14
17	Wu, Chelsea	13 CCV	1:37.18	1:37.78
18	Hepworth, Phoenix	13 SP	1:42.76	1:38.42
19	Hager, Kendall	14 PRE	1:45.16	1:41.31
20	Jimerson, Sofia	14 SP	1:45.48	1:41.65
21	Woller, Emily	14 HG	1:37.73	1:42.61
22	Fouts, Tatum	13 CK	1:45.67	1:43.12
23	Curtis, Emma	13 BF	1:42.25	1:44.21
24	Gammill, Whitney	13 HOM	1:42.72	1:45.33
25	Smith, Elle	13 WCII	1:54.83	1:45.46
26	Baker, Ainsley	14 BF	1:46.85	1:45.52
27	Allen, Ellie	13 SG	1:48.95	1:49.05
28	Smith, Hailey	13 HOM	1:42.23	1:49.82
29	Theiler, Rowan	13 PRE	1:57.19	1:54.61
30	Ellsworth, Natalie	13 SG	1:52.52	1:55.41

#49 Men 15-18 100m Backstroke

Daniel Bensen 2018 1:00.19
Cherry Knolls Swim Team

Pl	Name	Age Team	Seed	Official	Pts
1	Mikulecky, Colin	17 CCV	1:01.03	1:01.16	
2	Trinquesse, Camille	16 HH	1:02.15	1:03.23	
3	Hunter, Bryce	17 HH	1:05.19	1:04.10	
4	Bryant, Hunter	18 SH	1:06.23	1:05.92	
5	Brown, Davis	16 CCV	1:04.03	1:05.95	
6	Lara, Diego	15 BF	1:06.61	1:07.82	
7	Tyukov, Adrian	15 WCII	1:09.48	1:07.92	
8	Stewart, Ryan	17 SG	1:06.22	1:08.14	
9	Jordan, Luke	15 SH	1:07.03	1:08.73	
10	Pier, Grant	16 HHST	1:14.15	1:09.12	
11	Snow, Jack	15 HOM	1:06.52	1:09.76	
12	Mendoza-Stancer, Hector	15 HHST	1:11.26	1:11.16	
13	Newton, Ryan	15 HVSL	1:13.17	1:13.40	
14	Guo, Antong	15 CCV	1:15.19	1:14.20	
15	Kamionka, Hayden	18 HFII	1:13.35	1:16.01	
16	Condon, Tate	17 GO	1:12.45	1:16.46	
17	Finnigan, Connor	16 CK	1:11.30	1:16.71	
18	Brown, Isaac	15 WCII	1:16.73	1:16.80	
19	Bowser, Drake	15 SH	1:16.83	1:17.69	
20	Sommerfeld, William	16 HOM	1:18.21	1:18.26	
21	Wetterling, Jake	15 K	1:21.03	1:20.99	
22	Kubanyi, Patrick	16 HOM	1:18.19	1:21.55	
23	Baumgart, Wesley	16 K	1:17.96	1:25.25	
24	Curtis, Ethan	18 BF	2:11.30	2:15.65	
--	Humphries, Conall	15 HG	1:14.72	NS	
--	Densmore, Samuel	17 HHST	1:38.07	NS	

#50 Women 15-18 100m Backstroke

Dawn Adams 2003 1:11.58

Pl	Name	Age Team	Seed	Official	Pts
1	Esmas, Lily	18 HOM	1:05.55	1:07.57	
2	Yaworski, Annika	17 HFII	1:06.84	1:08.19	
3	Williams, Kenzie	16 SH	1:09.72	1:10.61	
4	Denne, Teagan	16 HOM	1:13.90	1:12.62	
5	McDowell, Keira	16 CCV	1:08.16	1:13.69	
6	Franciscus, Blair	18 GO	1:13.62	1:13.81	
7	Jones, Ella	18 SH	1:16.47	1:15.02	
8	Reese, Hannah	17 HH	1:12.15	1:15.79	
9	Pfister, Izzy	16 SP	1:19.10	1:17.65	
10	Shepela, Johanna	16 BF	1:22.93	1:18.24	
11	Lara, Leala	17 BF	1:17.00	1:18.49	
12	Hanna, Audrey	16 HG	1:18.07	1:18.58	
13	Benedict, Eggs	15 HF	1:17.70	1:19.13	
14	Davis, Anna	15 BMS	1:17.76	1:19.28	
15	Sparks, Ellery	15 HVSL	1:16.51	1:19.41	
16	Sakabe, Mai	17 BF	1:16.58	1:19.73	
17	Getsch, Lyla	15 HOM	1:18.53	1:20.96	
18	Getsch, Izzy	17 HOM	1:16.50	1:21.16	
19	Lucero, Jaelyn	17 CK	1:21.17	1:21.39	
20	Marshall, Baylee	15 HHST	1:19.78	1:22.09	
21	Tacha, Avery	15 PRE	1:22.59	1:22.17	
22	Krauss, Rachel	17 HHST	1:15.66	1:22.20	
23	Guthrie, Campbell	15 BMS	1:17.00	1:22.38	
24	Duffield, Sadie	15 HOM	1:21.82	1:22.47	
25	Schlossberg, Maddy	15 PRE	1:22.35	1:23.57	
26	Thie, Addy	18 SG	1:24.68	1:24.07	
27	Snow, Riley	18 HOM	1:21.17	1:25.20	
28	Flemister, Maya	17 K	1:28.77	1:28.20	
29	Snelling, Claire	17 SP	1:24.98	1:28.55	
30	Dorsey, Anastasia	15 WCII	1:24.70	1:28.58	
31	Hohlen, Julia	16 CK	1:29.13	1:30.39	
32	Mantel, Sam	17 HVSL	1:32.13	1:32.79	
33	Martini, Isabella	15 HOM	1:32.01	1:34.07	
34	Beals, Addi	16 FP	1:32.34	1:35.63	
35	Bush, Kiley	15 SG	1:31.97	1:35.87	
36	Smith, Madelyn	16 HH	1:26.58	1:37.94	
37	Marotto, Maria	15 HOM	1:50.88	1:43.23	
38	Scholl, Harper	15 HH	1:51.38	1:45.09	
39	Sherman, Salem	15 SG	1:47.89	1:50.37	
--	Weldon, Lucy	17 CK	1:19.01	SCR	


#57 Boys 13-14 100m Breaststroke

Daniel Bensen 2016 1:12.65
Cherry Knolls Swim Team

Pl	Name	Age Team	Seed	Official	Pts
1	Hayes, Connor	14 SG	1:16.03	1:14.18	
2	Luong, Alex	14 SH	1:13.98	1:14.65	
3	Brown, Emrik	14 K	1:17.07	1:17.77	
4	Erwin, Finn	13 PRE	1:24.38	1:23.64	
5	Callahan, Quinn	14 SG	1:25.42	1:24.22	


6	Simcox, Max	14 K	1:27.90	1:24.57
7	Comeau, Eli	14 SH	1:27.17	1:27.41
8	Sanchez, Adrian	14 SG	1:28.65	1:27.93
9	Dougherty, Rhys	14 CCV	1:29.93	1:28.61
10	Johnson, Jasper	13 BF	1:27.49	1:28.77
11	Zlatanov, Denis	13 HOM	1:31.09	1:29.93
12	Berdine, Andrew	14 HG	1:31.07	1:31.47
13	Eikenbary, Wyatt	13 CK	1:35.13	1:31.93
14	Leinwand, Luke	13 HOM	1:37.20	1:34.07
15	Bell, Jameson	14 WCII	1:35.46	1:34.16
16	Giesen, Jayden	13 HH	1:34.13	1:34.91
17	McInally, Liam	13 FP	1:33.83	1:35.39
18	Hoffelt, Orson	14 BMS	1:34.89	1:36.17
19	Messersmith, Nicolas	13 SH	1:34.97	1:36.32
20	Wood, Noah	13 SG	1:34.58	1:36.79
21	McDonagh, Cooper	13 K	1:38.51	1:37.12
22	Patterson, Blake	13 HVSL	1:40.90	1:38.05
23	Wei, Nathan	14 CCV	1:36.51	1:38.90
24	Tashiro, Grayson	13 CK	1:39.62	1:39.00
25	Pineda, Rylan	13 HHST	1:41.26	1:40.94
26	Weren, Zander	14 HVSL	1:38.61	1:42.20
27	Dyer, Max	14 K	1:42.30	1:42.43
28	Keyes, Kellan	13 SH	1:41.99	1:43.38
29	Fraser, Casey	13 SG	1:43.96	1:43.58
30	Wilson, Luke	13 BMS	1:44.54	1:45.59
31	Brant, Liam	13 SG	1:48.05	1:46.02
32	Bowman, Oliver	14 HFII	1:45.02	1:48.04
33	Roosa, Kyle	13 HOM	1:52.97	1:49.75
34	Theisen, Landon	14 SP	1:54.15	1:49.87
35	Finnigan, Graeme	13 CK	1:54.27	1:57.43
--	Labrada, Max	13 CCV	2:17.55	DQ
--	Baumgart, Dylan	13 K	2:14.12	NS

#58 Girls 13-14 100m Breaststroke

	Andrea Liley		2006	1:23.03	
Pl	Name	Age Team	Seed	Official	Pts
1	Wiesen, Ellie	14 SG	1:19.40	1:17.71	
2	Peterson, Lucy	13 HVSL	1:25.09	1:26.75	
3	Cataldo, Sydney	14 HHST	1:26.46	1:27.18	
4	Miscall, Tabi	13 BF	1:27.94	1:27.81	
5	Taylor, Anna	14 SP	1:27.15	1:29.85	
6	Nguyen, Maddie	14 BF	1:30.93	1:31.07	
7	Kniep, Jillian	13 CCV	1:33.75	1:34.70	
8	Buckheit, Kit	13 SH	1:33.06	1:35.06	
9	Murray, Caitlyn	13 SG	1:40.03	1:37.42	
10	Rutz, Lilly	14 HFII	1:40.71	1:38.47	
11	Bondarewicz, Maddie	13 PRE	1:42.54	1:39.08	
12	Fournier, Anya	13 BF	1:38.76	1:39.30	
13	Pratt, Sophia	13 CCV	1:39.17	1:39.31	
14	Lara, Tiny	13 BF	1:38.25	1:39.66	
15	Leonard, Lara	13 BMS	1:36.25	1:39.94	
16	Browning, Amelia	14 HG	1:41.98	1:40.21	
17	Sorensen, Lucy	13 BF	1:40.53	1:40.99	
18	Pevarnik, Hayden	14 CK	1:33.56	1:41.38	

19	McHale, Molly	14 HFII	1:39.56	1:41.40
20	Mantle, Rhi	14 HVSL	1:43.61	1:42.92
21	Gammill, Whitney	13 HOM	1:43.73	1:43.68
22	Roland, Clara	14 PRE	1:38.04	1:43.95
23	Wilson, Emma	14 K	1:44.10	1:44.12
24	Zimmerman, Charley	13 SH	1:45.03	1:44.19
25	Stafford, Calla	14 CK	1:43.64	1:45.33
26	McGee, Fiona	14 SG	1:49.51	1:46.72
27	Alexander, Jamie	13 BMS	1:43.35	1:46.98
28	Brown, Bailey	13 WCII	1:46.01	1:47.28
29	Benedict, Sushi	13 HF	1:43.70	1:48.37
30	Flemister, Malia	13 K	1:53.05	1:48.65
31	Roth, Parker	13 CK	1:57.26	1:50.85
32	Walsh, Taylor	13 K	1:59.85	1:53.28
33	Woller, Emily	14 HG	1:51.57	1:54.58
34	Ellsworth, Natalie	13 SG	2:04.36	1:57.29
35	Haanen, Lily	13 BF	1:58.82	1:57.53
36	Holm-Denoma, Alexa	14 CK	1:55.03	1:59.97
37	Zajd, Paulina	14 CCV	2:05.74	2:04.53
38	Kleinbach, Marin	13 PRE	2:15.43	2:25.30
--	Densmore, Sarah	13 HHST	1:46.65	SCR
--	Moody, Adelaide	14 HVSL	1:52.79	SCR

#59 Men 15-18 100m Breaststroke

	Ben Brewer		2018	1:06.88	
	Cherry Knolls Swim Team				
Pl	Name	Age Team	Seed	Official	Pts
1	Palmateer, Talen	16 SH	1:07.77	1:09.02	
2	Ricenbaw, Will	18 HFII	1:13.89	1:14.69	
3	Mikulecky, Owen	15 CCV	1:14.86	1:14.95	
4	Buckheit, Tanner	16 SH	1:13.70	1:15.38	
5	Smith, Syd	16 HHST	1:18.54	1:15.93	
6	Marshall, Ned	17 HHST	1:13.99	1:17.26	
7	Lenamond, Brady	16 HOM	1:18.40	1:18.59	
8	Clayton, Cole	17 HH	1:19.81	1:18.66	
9	Mahedy, Jackson	18 HOM	1:19.89	1:19.00	
10*	Horsfield, Jack	15 HOM	1:16.72	1:19.30	
10*	West, Tyler	15 HVSL	1:19.72	1:19.30	
12	Eberly, Noah	16 HH	1:17.71	1:19.71	
13	Tyukov, Adrian	15 WCII	1:18.35	1:19.81	
14	Tetzloff, Aidan	17 HH	1:17.51	1:20.14	
15	Wiesner, Brodyn	15 GO	1:17.87	1:20.30	
16	Newton, Ryan	15 HVSL	1:19.84	1:22.11	
17	Musslewhite, Aidan	16 HG	1:21.81	1:24.99	
18	Fischer, Patrick	16 SG	1:21.88	1:25.19	
19	Bowser, Drake	15 SH	1:23.98	1:25.44	
20	FitzSimmons, Beckett	16 BMS	1:26.76	1:25.86	
21	Sanchez, Bash	15 SG	1:25.65	1:27.44	
22	Badger, Landon	16 GO	1:29.11	1:31.13	
23	Shew, Andrew	15 FP	1:27.80	1:32.76	
24	Bohrer, Evan	18 CCV	1:35.37	1:33.33	
25	Fisher, Daniel	16 BF	1:40.81	1:36.16	
26	Boll, Dominic	15 HF	1:37.18	1:36.27	
27	O'Keefe, Teddy	15 PRE	1:32.42	1:37.10	

28	Muglia, Sal	16 SP	1:38.06	1:41.91
29	Murphy, Jack	17 HH	1:48.01	1:50.29
30	Foster, Marshall	16 K	1:46.94	1:50.94
--	Choi, Yunhu	16 CCV	1:55.16	DQ
--	Pazos, Alex	16 CK	1:16.31	SCR

#60 Women 15-18 100m Breaststroke

PI	Name	Age Team	Seed	Official	Pts
<input checked="" type="checkbox"/>	Lauren Brock		2005	1:18.60	
1	Williams, Kenzie	16 SH	1:16.95	1:18.05	
2	Penry, Emme	18 SH	1:18.32	1:20.38	
3	Peterson, Ella	16 HVSL	1:21.18	1:24.17	
4	Rutz, Lindsay	17 HFII	1:25.99	1:25.08	
5	Pelz, Stanley	16 BF	1:28.04	1:25.71	
6	Lenderman, Tessa	16 HOM	1:25.68	1:26.32	
7	Bryant, Lilly	18 CK	1:29.02	1:27.36	
8	Watson, Lily	18 HFII	1:29.23	1:29.48	
9	Hay, Elli	17 SP	1:24.68	1:30.29	
10	Getsch, Lyla	15 HOM	1:35.93	1:30.45	
11	Olson, Maggie	16 FP	1:30.83	1:31.35	
12	Sakabe, Mai	17 BF	1:29.08	1:31.43	
13	Dick, Emily	17 HOM	1:27.47	1:32.76	
14	Benedict, Eggs	15 HF	1:31.74	1:33.05	
15	Bradley, Bethany	17 K	1:28.81	1:34.49	
16	Brennan, Jin Jin	16 PRE	1:31.76	1:34.71	
17	Marshall, Baylee	15 HHST	1:27.42	1:34.97	
18	Hayen, Maryn	15 SG	1:33.67	1:35.30	
19	Henderson, Sarah	15 HVSL	1:36.68	1:35.31	
20	Mahr, Kelsey	15 BF	1:37.29	1:35.45	
21	Roosa, Evan	16 HOM	1:36.95	1:35.63	
22	Jones, Lily	16 WCII	1:36.65	1:35.71	
23	Haanen, Sierra	15 BF	1:30.75	1:36.76	
24	Haskell, Elle	17 SP	1:40.90	1:37.34	
25	Eggers, Avery	15 CCV	1:33.22	1:37.79	
26	McManus, Riley	17 SG	1:27.56	1:38.67	
27	Goldy, Bridget	18 HOM	1:31.64	1:39.23	
28	Eikenbary, Sawyer	15 CK	1:41.71	1:41.70	
29	Psaltis, Addie	15 SG	1:48.71	1:45.43	
30	Cuthbert, Nora	16 CK	1:42.91	1:46.04	
31	Simmonds, Jillian	16 HVSL	1:47.39	1:46.54	
32	Glover, Gilli	15 HFII	1:44.11	1:47.66	
33	Smith, Madelyn	16 HH	1:32.71	1:52.33	
34	Gummelt!, Grace	17 HG	2:13.22	2:21.95	
--	Osterhaus-Binkert, Olivia	15 HHST	1:37.89	SCR	

#67 Boys 13-14 100m Freestyle

PI	Name	Age Team	Seed	Official	Pts
<input checked="" type="checkbox"/>	Daniel Bensen		2015	57.74	
	Cherry Knolls Swim Team				
1	Warner, Rowan	14 GO	1:05.72	1:04.41	
2	Braun, Cody	13 BMS	1:06.63	1:04.43	
3	Erwin, Finn	13 PRE	1:07.38	1:05.34	
4	Bell, Jameson	14 WCII	1:08.91	1:05.64	

5	Murphy, Charlie	14 HH	1:08.30	1:05.69
6	Simcox, Max	14 K	1:09.70	1:07.86
7	Lal, Vivaan	14 CCV	1:07.79	1:08.73
8	Greene, Jett	14 BF	1:10.57	1:09.58
9	Martin, James	13 FP	1:10.72	1:11.06
10	Sanchez, Adrian	14 SG	1:12.34	1:11.73
11	Wei, Nathan	14 CCV	1:11.49	1:12.48
12	Comeau, Eli	14 SH	1:12.06	1:12.78
13	Johnson, Jasper	13 BF	1:15.60	1:12.86
14	Stokes, Ben	13 SG	1:15.99	1:13.30
15	Messersmith, Nicolas	13 SH	1:10.23	1:13.83
16	Sieger, Ben	14 HOM	1:12.38	1:13.89
17	Sepp, Kai	13 SG	1:12.78	1:14.59
18	Giesen, Jayden	13 HH	NT	1:17.45
19	Theisen, Landon	14 SP	1:22.08	1:20.25
20	Madden, Declan	13 SH	1:24.16	1:22.17
21	Boll, Joseph	13 HF	1:22.97	1:22.26
22	Tashiro, Grayson	13 CK	1:24.59	1:24.18
23	Fraser, Casey	13 SG	1:21.99	1:25.12
24	Weren, Zander	14 HVSL	1:27.42	1:25.63
25	Fitzpatrick, Brendan	13 SG	1:25.21	1:26.19
26	Keyes, Kellan	13 SH	1:22.21	1:26.95
27	Payne, Graham	13 WCII	1:29.98	1:29.08
28	Dyer, Max	14 K	NT	1:30.25
29	Yang, Nicholas	14 HOM	1:33.91	1:32.63
30	Frazier, Hudson	13 SH	1:54.01	1:41.25
31	Labrada, Max	13 CCV	2:06.25	2:02.75
--	Baumgart, Dylan	13 K	1:57.84	DQ
--	Ratcliff, Luke	13 HVSL	1:44.17	NS
--	Brown, Mathis	13 K	1:13.46	SCR

#68 Girls 13-14 100m Freestyle

PI	Name	Age Team	Seed	Official	Pts
<input checked="" type="checkbox"/>	Dawn Adams		2002	1:05.19	
1	Altman, Olivia	13 CCV	1:06.71	1:07.13	
2	Cataldo, Sydney	14 HHST	1:08.63	1:09.09	
3	Alexander, Cameron	13 HFII	1:10.23	1:09.39	
4	Taylor, Anna	14 SP	1:11.17	1:09.98	
5	Stickley, Colleen	14 CK	1:11.92	1:12.51	
6	Wilcox, Elise	14 SH	1:18.03	1:12.76	
7	Buckheit, Kit	13 SH	1:13.19	1:14.57	
8	Davis, Natalie	13 BMS	1:15.57	1:15.11	
9	Purchase, Phoebe	13 HVSL	1:12.09	1:15.96	
10	Marshall, Beatrix	14 HHST	1:18.17	1:16.52	
11	Hanna, Abbie	14 HG	1:16.21	1:16.80	
12	Baber, Lorelei	14 FP	1:16.86	1:16.90	
13	Alexander, Jamie	13 BMS	1:18.83	1:17.34	
14	McHale, Molly	14 HFII	1:16.49	1:17.94	
15	Davydov, Lilli	14 SP	1:19.45	1:18.64	
16	Roth, Colleen	13 HFII	1:16.33	1:18.91	
17	Wilson, Emma	14 K	1:20.64	1:19.83	
18	Hunt, Harper	13 K	1:23.32	1:21.48	
19	McGee, Fiona	14 SG	1:22.48	1:21.62	
20	Dunn, Katherine	13 GO	1:23.86	1:21.99	


21	Hager, Eva	14 PRE	1:20.03	1:22.16	30	Sommerfeld, William	16 HOM	1:06.08	1:06.07
22	Smith, Elle	13 WCII	1:26.16	1:23.13	31	Lenamond, Brady	16 HOM	1:07.11	1:06.43
23	Theiler, Rowan	13 PRE	1:23.31	1:23.96	32	Lenderman, Jaxon	18 HOM	1:06.27	1:06.68
24	Moody, Adelaide	14 HVSL	1:28.24	1:26.76	33	Crull, Thatcher	15 K	1:11.94	1:07.53
25	Roland, Clara	14 PRE	1:22.94	1:26.95	34	Dumonceau, Ryan	18 HH	1:09.20	1:09.71
26	Fouts, Tatum	13 CK	1:29.64	1:28.27	35	Badger, Landon	16 GO	1:10.42	1:10.43
27	Woodrow, Allie	14 HH	1:28.42	1:29.26	36	Gunter, John-Paul	15 FP	1:10.12	1:11.43
28	Hager, Kendall	14 PRE	1:29.33	1:29.46	37	Muglia, Sal	16 SP	1:12.13	1:11.44
29	Scherer, Emma	14 HFII	1:31.71	1:30.76	38	Wetterling, Jake	15 K	1:13.20	1:12.10
30	Curtis, Emma	13 BF	1:30.51	1:30.83	39	Caldwell, Jack	15 K	1:13.06	1:12.48
31	Holm-Denoma, Alexa	14 CK	1:31.88	1:31.54	40	Boll, Dominic	15 HF	1:14.89	1:12.76
32	Smith, Hailey	13 HOM	1:29.26	1:32.75	41	Baumgart, Wesley	16 K	1:11.82	1:13.83
33	Gammill, Whitney	13 HOM	1:37.00	1:33.08	42	Shew, Andrew	15 FP	1:13.57	1:14.68
34	Walsh, Taylor	13 K	1:37.89	1:33.21	43	Bohrer, Evan	18 CCV	1:21.93	1:18.63
35	Pier, Maren	13 HHST	1:26.39	1:33.66	44	Foster, Marshall	16 K	1:18.21	1:22.73
36	Fung, Anna Irene	13 HF	1:34.67	1:34.34	45	Murphy, Jack	17 HH	1:38.09	1:33.66
37	Kleinbach, Marin	13 PRE	1:34.54	1:37.51	46	Curtis, Ethan	18 BF	1:34.27	1:44.77
38	Baker, Ainsley	14 BF	1:43.98	1:41.33	47	Choi, Yunhu	16 CCV	1:49.58	1:49.32
39	Flemister, Malia	13 K	1:37.02	1:44.43	48	Edson, Will	16 HF	2:07.64	2:05.96
40	Zajd, Paulina	14 CCV	1:52.03	1:52.48	--	Pazos, Alex	16 CK	1:04.54	SCR

#69 Men 15-18 100m Freestyle

	Daniel Bensen	2019	54.44
	Cherry Knolls Swim Team		

Pl	Name	Age Team	Seed	Official	Pts
1	Mikulecky, Colin	17 CCV	53.96	53.99	
2	Crawford, Jamie	17 SH	54.51	54.43	
3	Hunter, Bryce	17 HH	55.74	55.84	
4	Hughes, Austin	15 HVSL	57.20	56.64	
5	Greene, Spencer	15 SH	56.49	56.76	
6	Palmateer, Talen	16 SH	57.19	56.83	
7	Ricenbaw, Will	18 HFII	57.62	57.29	
8	Fraser, Max	16 SG	57.84	57.42	
9	Stewart, Ryan	17 SG	58.50	58.43	
10	Smith, Syd	16 HHST	59.93	58.67	
11	Clayton, Cole	17 HH	58.64	59.84	
12	Fuller, Noah	17 HG	1:01.95	1:00.34	
13	Horsfield, Jack	15 HOM	1:01.65	1:00.82	
14	Kamionka, Hayden	18 HFII	1:00.62	1:01.75	
15	Ratcliff, Max	17 HVSL	1:00.22	1:02.04	
16	Mahedy, Jackson	18 HOM	1:01.80	1:02.06	
17	Humphries, Conall	15 HG	1:03.55	1:02.09	
18	Wiesner, Brodyn	15 GO	1:02.81	1:02.25	
19	Tetzloff, Charles	15 HH	1:01.75	1:02.42	
20	Thompson, Ian	15 CCV	1:01.34	1:02.46	
21	Marshall, Ned	17 HHST	1:01.07	1:02.62	
22	Souders, Alex	15 SG	1:04.13	1:03.40	
23	Goldstein, Gavin	15 PRE	1:03.48	1:04.09	
24	Stickley, Michael	16 CK	1:02.54	1:04.20	
25	Guo, Antong	15 CCV	1:05.76	1:04.40	
26	Loving, Max	15 HG	1:04.17	1:04.42	
27	Finnigan, Connor	16 CK	1:05.22	1:04.57	
28	Souders, Ilya	17 SG	1:00.49	1:05.90	
29	Condon, Tate	17 GO	1:07.14	1:06.02	

#70 Women 15-18 100m Freestyle

	Carolyn Pasque	2008	1:02.19
---	----------------	------	---------

Pl	Name	Age Team	Seed	Official	Pts
1	Williams, Madison	16 SH	1:00.12	1:01.25	
2	Andrews, Emme	15 HFII	1:05.68	1:04.68	
3	Peterson, Ella	16 HVSL	1:07.21	1:04.73	
4	Howard, Milly	15 HH	1:06.82	1:05.81	
5	Pelz, Stanley	16 BF	1:05.75	1:05.95	
6	Earley, Bea	16 HOM	1:04.47	1:06.21	
7	Loving, Kate	18 HG	1:04.74	1:06.70	
8	Mosesso, Lilly	15 BMS	1:06.41	1:07.27	
9	Denne, Teagan	16 HOM	1:08.71	1:08.08	
10	Cetaruk, Emerson	15 BMS	1:05.45	1:08.36	
11	Thie, Addy	18 SG	1:10.32	1:08.48	
12	Guy, Adrian	17 SP	1:08.08	1:08.86	
13	Reese, Hannah	17 HH	1:06.99	1:08.92	
14	Hanna, Audrey	16 HG	1:12.33	1:09.02	
15	Tacha, Avery	15 PRE	1:09.14	1:09.17	
16	Franciscus, Blair	18 GO	1:09.12	1:09.33	
17	Sparks, Ellery	15 HVSL	1:07.54	1:09.37	
18	Kaiser, Lauren	15 CCV	1:04.57	1:09.67	
19	Jones, Ella	18 SH	1:10.22	1:09.89	
20	Dick, Emily	17 HOM	1:07.96	1:10.16	
21	Pfister, Izzy	16 SP	1:10.56	1:11.36	
22	Bradley, Bethany	17 K	1:11.35	1:11.38	
23	Kerekes, Rylee	18 SG	1:11.08	1:12.54	
24	DeCaporale, Amelia	18 WCII	1:13.53	1:12.96	
25	Crespin, Izzy	17 HOM	1:15.06	1:13.94	
26	Jones, Lily	16 WCII	1:14.62	1:14.73	
27	Tomeo, Sasha	17 HF	1:16.73	1:14.74	
28	Getsch, Izzy	17 HOM	1:09.70	1:14.79	
29	Anderson, Ava	15 SP	1:16.33	1:15.55	
30	Hohlen, Julia	16 CK	1:16.85	1:15.87	

31	Haanen, Sierra	15 BF	1:18.93	1:17.90
32	Eikenbary, Sawyer	15 CK	1:17.86	1:18.10
33	Beals, Addi	16 FP	1:17.76	1:18.35
34	Henderson, Sarah	15 HVSL	1:17.77	1:18.70
35	Rivera, Lia	15 HHST	1:14.80	1:19.48
36	Hughes, Ellie	15 HOM	1:19.46	1:20.38
37	Riddle, Gwyn	18 BF	1:16.59	1:20.59
38	Hayen, Maryn	15 SG	1:18.80	1:21.94
39	Haskell, Elle	17 SP	1:24.66	1:22.25
40	Bush, Kiley	15 SG	1:18.52	1:22.39
41	Edwards, Maddie	17 K	1:28.27	1:24.77
42	Sherman, Salem	15 SG	1:23.57	1:27.28
43	Scholl, Harper	15 HH	1:35.96	1:29.18
44	Mantel, Sam	17 HVSL	1:19.07	1:29.70
45	Glover, Gilli	15 HFII	1:25.33	1:30.59
46	Gummelt!, Grace	17 HG	1:35.85	1:35.37
47	Marotto, Maria	15 HOM	1:37.65	1:38.36
--	McKinley, Mary	16 K	1:25.54	DQ
--	Osterhaus-Binkert, Olivia	15 HHST	1:13.85	NS
--	Weldon, Lucy	17 CK	1:09.75	NS
--	Olson, Maggie	16 FP	1:14.34	NS
--	Goldy, Bridget	18 HOM	1:20.43	SCR
--	Eggers, Avery	15 CCV	1:16.78	SCR

#77 Boys 13-14 200m Individual Medley

Daniel Bensen 2016 2:22.46
Cherry Knolls Swim Team

Pl	Name	Age Team	Seed	Official	Pts
1	Hayes, Connor	14 SG	2:25.09	2:25.47	
2	Brown, Emrik	14 K	2:31.34	2:29.89	
3	Callahan, Quinn	14 SG	2:44.78	2:42.91	
4	Phillips, Mason	14 HOM	2:58.74	2:46.41	
5	Braun, Cody	13 BMS	2:45.32	2:48.59	
6	Gamet, Nick	14 K	2:54.82	2:50.60	
7	Guo, Anjun	13 CCV	2:54.04	2:55.09	
8	Berdine, Andrew	14 HG	2:59.14	2:56.09	
9	Gordanier, Tucker	14 HVSL	3:15.38	2:57.59	
10	Sanchez, Adrian	14 SG	3:03.46	2:59.13	
11	Snow, Andrew	13 HOM	3:02.17	3:01.81	
12	Fung, John Eliot	14 HF	3:07.95	3:02.69	
13	Greene, Jett	14 BF	NT	3:04.06	
14	Eikenbary, Wyatt	13 CK	3:23.77	3:07.14	
15	Messersmith, Nicolas	13 SH	3:00.07	3:07.20	
16	Zlatanov, Denis	13 HOM	3:12.88	3:11.65	
17	Wood, Noah	13 SG	NT	3:12.44	
18	Smith, Nolan	14 SP	3:35.21	3:29.38	
19	Bell, Isaac	13 K	3:21.86	3:32.72	
20	Marshall, Tyce	13 WCII	3:42.66	3:44.54	
21	Bowman, Oliver	14 HFII	3:59.97	4:01.01	
--	Payne, Graham	13 WCII	NT	DQ	

#78 Girls 13-14 200m Individual Medley

Pl	Name	Age Team	Seed	Official	Pts
<input checked="" type="checkbox"/>	Chrissy Johnson		1995		2:47.29
1	Wiesen, Ellie	14 SG	2:30.35	2:26.85	
2	Thoes, Mila	13 WCII	2:45.81	2:44.91	
3	Franklin, Cecelie	14 HG	2:51.75	2:53.92	
4	Peterson, Lucy	13 HVSL	NT	2:54.88	
5	Marks, Hannah	14 CCV	2:57.88	2:57.02	
6	Pevarnik, Hayden	14 CK	3:04.02	3:00.35	
7	Miscall, Tabi	13 BF	3:09.58	3:02.07	
8	Stefanoudakis, Eleni	13 HHST	3:12.60	3:06.20	
9	Lara, Tiny	13 BF	3:04.48	3:07.36	
10	Davydov, Lilli	14 SP	3:14.57	3:10.63	
11	Nguyen, Maddie	14 BF	3:12.90	3:10.66	
12	Pratt, Sophia	13 CCV	3:10.12	3:10.88	
13	Ward, Braelyn	13 HOM	NT	3:15.46	
14	Wu, Chelsea	13 CCV	3:24.90	3:19.07	
15	Leonard, Lara	13 BMS	3:24.88	3:19.23	
16	Benedict, Sushi	13 HF	3:18.33	3:21.99	
17	Royal, T	14 WCII	3:40.65	3:26.44	
18	Baber, Lorelei	14 FP	3:36.18	3:32.72	
19	Dunn, Katherine	13 GO	3:33.39	3:34.72	
20	Rutz, Lilly	14 HFII	3:34.09	3:37.73	
21	Hepworth, October	13 SP	3:57.20	3:52.09	
22	Bosler, Tahlea	13 HVSL	3:55.48	3:55.98	
23	Roth, Parker	13 CK	3:28.38	4:02.41	
--	Pier, Maren	13 HHST	3:47.55	NS	

#79 Men 15-18 200m Individual Medley

Pl	Name	Age Team	Seed	Official	Pts
<input checked="" type="checkbox"/>	Ben Brewer		2018		2:22.57
	Cherry Knolls Swim Team				
1	Lara, Diego	15 BF	2:21.97	2:19.33	
2	Brown, Davis	16 CCV	2:23.05	2:22.88	
3	Bryant, Hunter	18 SH	2:25.29	2:23.98	
4	Pier, Grant	16 HHST	2:28.20	2:27.92	
5	Zhao, Aaron	16 CCV	2:33.80	2:31.98	
6	Eberly, Noah	16 HH	2:30.69	2:32.69	
7	Jordan, Luke	15 SH	2:30.30	2:35.58	
8	Ricenbaw, Aidan	16 HFII	2:41.75	2:35.81	
9	Tyukov, Adrian	15 WCII	2:41.08	2:36.72	
10	Hola, Spencer	17 K	2:36.83	2:38.01	
11	Newton, Ryan	15 HVSL	2:37.66	2:38.92	
12	Kamionka, Hayden	18 HFII	2:34.83	2:39.75	
13	Tetzloff, Aidan	17 HH	2:49.33	2:40.51	
14	Loving, Max	15 HG	2:46.00	2:42.41	
15	Thompson, Jack	15 PRE	2:45.41	2:44.54	
16	Cuthbert, William	18 CK	2:42.39	2:44.83	
17	West, Tyler	15 HVSL	2:50.87	2:45.95	
18	Pazos, Alex	16 CK	2:44.80	2:47.24	
19	Fischer, Patrick	16 SG	2:44.47	2:48.35	
20	Lenamond, Brady	16 HOM	2:47.10	2:49.29	
21	Lenderman, Jaxon	18 HOM	2:52.94	2:53.62	

22	Roos, Wyatt	15 SP	2:53.64	2:59.47
23	Ley, Ian	18 SP	2:52.49	3:09.68

#80 Women 15-18 200m Individual Medley


	Lauren Brock		2006	2:38.99	
Pl	Name	Age Team	Seed	Official	Pts
1	Williams, Kenzie	16 SH	2:33.05	2:31.98	
2	Hayes, Corinne	16 SG	2:37.04	2:37.77	
3	Esmas, Lily	18 HOM	2:38.10	2:38.14	
4	Penry, Emme	18 SH	2:38.09	2:39.78	
5	Stickley, Kate-Hayden	18 CK	2:44.26	2:42.03	
6	McDowell, Keira	16 CCV	2:29.84	2:42.40	
7	Lenderman, Tessa	16 HOM	2:46.75	2:44.84	
8	Sakabe, Mai	17 BF	2:44.94	2:50.82	
9	Davis, Anna	15 BMS	2:51.55	2:51.93	
10	Rutz, Lindsay	17 HFII	2:57.09	2:55.89	
11	Hay, Elli	17 SP	2:44.35	2:57.28	
12	Watson, Lily	18 HFII	3:03.63	3:00.16	
13	Snow, Riley	18 HOM	3:06.77	3:02.44	
14	Bradley, Bethany	17 K	3:09.39	3:04.08	
15	Duffield, Sadie	15 HOM	3:03.23	3:05.59	
16	Schlißberg, Maddy	15 PRE	3:11.50	3:06.01	
17	Brennan, Jin Jin	16 PRE	3:08.80	3:07.05	
18	Krauss, Rachel	17 HHST	2:48.48	3:07.12	
19	Dorsey, Anastasia	15 WCII	2:59.61	3:08.38	
20	Marshall, Baylee	15 HHST	2:59.59	3:10.99	
21	Snelling, Claire	17 SP	3:29.02	3:33.94	
22	Smith, Madelyn	16 HH	3:15.50	3:37.97	

#87 Boys 13-14 200m Freestyle Relay

	Cherry Knolls Swim Team		2013	1:57.37	
Erik Bensen, Brendan Hinckley, Blake Richards Smith, Greg Gassen, Ian Hamilton					
Pl	Team	Relay	Seed	Official	Pts
1	SundanceSailfish	A SH	1:54.04	1:55.40	
	1) Oram, Nathan (14)	2) Comeau, Eli (14)			
	3) Palmateer, Cade (14)	4) Luong, Alex (14)			
2	CCV Vikings	A CCV	2:03.36	2:03.45	
	1) Wei, Nathan (14)	2) Guo, Anjun (13)			
	3) Dougherty, Rhys (14)	4) Lal, Vivaan (14)			
3	SG Stingrays	A SG	2:03.60	2:04.36	
	1) Callahan, Quinn (14)	2) Sepp, Kai (13)			
	3) Sanchez, Adrian (14)	4) Hayes, Connor (14)			
4	Knolls Tsunami	A K	2:04.14	2:06.34	
	1) Simcox, Max (14)	2) McDonagh, Cooper (13)			
	3) Gamet, Nick (14)	4) Brown, Emrik (14)			
5	HOM Hurricanes	A HOM	2:06.03	2:08.95	
	1) Zlatanov, Denis (13)	2) Snow, Andrew (13)			
	3) Sieger, Ben (14)	4) Phillips, Mason (14)			
6	Forest Park	A FP	NT	2:09.25	
	1) Martin, James (13)	2) Guenther, Brady (12)			
	3) McNally, Boden (11)	4) McNally, Liam (13)			


7	Bow MarS Sharks	A BMS	2:19.43	2:20.79
	1) Hoffelt, Orson (14)	2) Maxwell, Beau (12)		
	3) Wilson, Luke (13)	4) Braun, Cody (13)		
8	HVSL	A HVSL	2:19.83	2:22.72
	1) Newton, Aaron (13)	2) Patterson, Blake (13)		
	3) Weren, Zander (14)	4) Gordanier, Tucker (14)		
9	SG Stingrays	B SG	2:24.57	2:24.36
	1) Wood, Noah (13)	2) Fraser, Casey (13)		
	3) Brant, Liam (13)	4) Stokes, Ben (13)		
10	Cherry Knolls	A CK	2:27.00	2:32.69
	1) Tashiro, Grayson (13)	2) Finnigan, Graeme (13)		
	3) Singer, Everett (12)	4) Eikenbary, Wyatt (13)		
11	SundanceSailfish	B SH	2:34.20	2:33.25
	1) Madden, Declan (13)	2) Frazier, Hudson (13)		
	3) Keyes, Kellan (13)	4) Messersmith, Nicolas (13)		

#88 Girls 13-14 200m Freestyle Relay

	Cherry Knolls Swim Team		2005	2:04.02	
L.Liley, E.Kirchhofer, A.Liley, B.Walker					
Pl	Team	Relay	Seed	Official	Pts
1	Ben Franklin	A BF	2:06.43	2:09.57	
	1) Fournier, Anya (13)	2) Miscall, Tabi (13)			
	3) Sorensen, Lucy (13)	4) Cuthbert, Miriam (14)			
2	SG Stingrays	A SG	NT	2:13.27	
	1) Murray, Caitlyn (13)	2) McGee, Fiona (14)			
	3) Wiggin, Sloane (13)	4) Wiesen, Ellie (14)			
3	Cherry Knolls	A CK	2:14.28	2:16.23	
	1) Stickley, Colleen (14)	2) Stafford, Calla (14)			
	3) Lucero, Brooklyn (14)	4) Pevarnik, Hayden (14)			
4	HFII Barracudas	A HFII	2:16.89	2:17.06	
	1) Roth, Colleen (13)	2) Rutz, Lilly (14)			
	3) McHale, Molly (14)	4) Alexander, Cameron (13)			
5	HVSL	A HVSL	2:16.98	2:17.77	
	1) Purchase, Phoebe (13)	2) D'Orvilliers, Alexis (13)			
	3) Mantle, Rhi (14)	4) Peterson, Lucy (13)			
6	SP Dolphins	A SP	2:19.27	2:19.00	
	1) Davydov, Lilli (14)	2) Hepworth, Phoenix (13)			
	3) Hepworth, October (13)	4) Taylor, Anna (14)			
7	CCV Vikings	A CCV	2:23.10	2:19.59	
	1) Marks, Hannah (14)	2) Wu, Chelsea (13)			
	3) Pratt, Sophia (13)	4) Kniep, Jillian (13)			
8	SundanceSailfish	A SH	2:17.84	2:19.91	
	1) Buckheit, Kit (13)	2) Petitmermet, Hadley (13)			
	3) Zimmerman, Charley (13)	4) Wilcox, Elise (14)			
9	HHST Hurricanes	A HHST	2:17.37	2:20.87	
	1) Marshall, Beatrix (14)	2) Pier, Maren (13)			
	3) Stefanoudakis, Eleni (13)	4) Cataldo, Sydney (14)			
10	Heritage Greens	A HG	2:18.82	2:21.96	
	1) Hanna, Abbie (14)	2) Woller, Emily (14)			
	3) Browning, Amelia (14)	4) Franklin, Cecelie (14)			
11	GO Gators	A GO	2:19.52	2:22.22	
	1) Chiappone, Francesca (13)	2) Dunn, Katherine (13)			
	3) Badger, Alexa (14)	4) Walter, Campbell (12)			

12	Ben Franklin	B BF	2:21.45	2:23.34
	1) Lara, Tiny (13)		2) Curtis, Emma (13)	
	3) Levy, Lucy (14)		4) Nguyen, Maddie (14)	
13*	HOM Hurricanes	A HOM	2:24.13	2:23.84
	1) Ward, Braelyn (13)		2) Smith, Hailey (13)	
	3) Gammill, Whitney (13)		4) Malnati, Charlotte (14)	
13*	PreservePiranhas	A PRE	2:24.72	2:23.84
	1) Roland, Clara (14)		2) Bondarewicz, Maddie (13)	
	3) Hager, Kendall (14)		4) Hager, Eva (14)	
15	WCII Wahoos	A WCII	2:21.18	2:24.56
	1) Royal, T (14)		2) Brown, Bailey (13)	
	3) Smith, Elle (13)		4) Thoes, Mila (13)	
16	Bow MarS Sharks	A BMS	2:25.49	2:25.69
	1) Alexander, Jamie (13)		2) McCoy, Molly (11)	
	3) Leonard, Lara (13)		4) Davis, Natalie (13)	
17	Knolls Tsunami	A K	2:28.85	2:32.22
	1) Hunt, Harper (13)		2) Flemister, Malia (13)	
	3) Walsh, Taylor (13)		4) Wilson, Emma (14)	


#89 Men 15-18 200m Freestyle Relay

 **Cherry Knolls Swim Team** **2017** **1:42.53**
 Greg Gassen, Erik Bensen, Kevin Roth, Daniel Bensen

Pl	Team	Relay	Seed	Official	Pts
1	SundanceSailfish	A SH	1:40.89	1:40.92	
	1) Crawford, Jamie (17)		2) Bryant, Hunter (18)		
	3) Greene, Spencer (15)		4) Palmateer, Talen (16)		
2	CCV Vikings	A CCV	1:45.33	1:45.53	
	1) Brown, Davis (16)		2) Thompson, Ian (15)		
	3) Mikulecky, Owen (15)		4) Mikulecky, Colin (17)		
3	Hunters Hill	A HH	NT	1:46.33	
	1) Hunter, Bryce (17)		2) Eberly, Noah (16)		
	3) Clayton, Cole (17)		4) Trinquesse, Camille (16)		
4	HHST Hurricanes	A HHST	1:48.44	1:46.41	
	1) Mendoza-Stancer, Hector (15)		2) Pier, Grant (16)		
	3) Smith, Syd (16)		4) Marshall, Ned (17)		
5	Bow MarS Sharks	A BMS	1:49.38	1:47.40	
	1) Lessmann, Wyatt (16)		2) FitzSimmons, Beckett (16)		
	3) Plotnik, Oskar (15)		4) Childers, Lawson (18)		
6	SG Stingrays	A SG	1:49.76	1:49.39	
	1) Fraser, Max (16)		2) Souders, Ilya (17)		
	3) Souders, Alex (15)		4) Stewart, Ryan (17)		
7	HVSL	A HVSL	1:50.22	1:50.41	
	1) Ratcliff, Max (17)		2) West, Tyler (15)		
	3) Newton, Ryan (15)		4) Hughes, Austin (15)		
8	HOM Hurricanes	A HOM	1:51.44	1:50.62	
	1) Mahedy, Jackson (18)		2) Snow, Jack (15)		
	3) Lenamond, Brady (16)		4) Horsfield, Jack (15)		
9	HFII Barracudas	A HFII	1:52.67	1:51.09	
	1) Kamionka, Hayden (18)		2) Roth, Louie (18)		
	3) Ricenbaw, Aidan (16)		4) Ricenbaw, Will (18)		
10	Heritage Greens	A HG	1:54.06	1:54.01	
	1) Humphries, Conall (15)		2) Musslewhite, Aidan (16)		
	3) Loving, Max (15)		4) Fuller, Noah (17)		

11	GO Gators	A GO	1:51.06	1:55.85
	1) Wiesner, Brodyn (15)		2) Condon, Tate (17)	
	3) Badger, Landon (16)		4) Warner, Rowan (14)	
12	Cherry Knolls	A CK	1:54.44	1:56.00
	1) Pazos, Alex (16)		2) Cuthbert, William (18)	
	3) Stickley, Michael (16)		4) Finnigan, Connor (16)	
13	Knolls Tsunami	A K	1:59.52	2:01.57
	1) Migliaccio, Gio (18)		2) Baumgart, Wesley (16)	
	3) Crull, Thatcher (15)		4) Hola, Spencer (17)	
14	HOM Hurricanes	B HOM	2:06.14	2:03.27
	1) Lenderman, Jaxon (18)		2) Roosa, Kyle (13)	
	3) Kubanyi, Patrick (16)		4) Sommerfeld, William (16)	
15	PreservePiranhas	A PRE	2:02.66	2:05.15
	1) Thompson, Jack (15)		2) O'Keefe, Teddy (15)	
	3) Erwin, Finn (13)		4) Goldstein, Gavin (15)	
16	Hunters Hill	B HH	NT	2:05.70
	1) Tetzloff, Aidan (17)		2) Murphy, Jack (17)	
	3) Dumonceau, Ryan (18)		4) Tetzloff, Charles (15)	
17	SP Dolphins	A SP	2:05.30	2:06.34
	1) Ley, Ian (18)		2) Smith, Nolan (14)	
	3) Muglia, Sal (16)		4) Roos, Wyatt (15)	
18	Homestead Farm	A HF	2:10.73	2:07.27
	1) Fung, John Eliot (14)		2) Boll, Dominic (15)	
	3) Boll, Joseph (13)		4) Byorick, Conor (13)	
19	WCII Wahoos	A WCII	2:03.92	2:07.53
	1) Tyukov, Adrian (15)		2) Comegys, Brode (15)	
	3) Bell, Jameson (14)		4) Brown, Isaac (15)	
20	CCV Vikings	B CCV	2:15.34	2:14.18
	1) Guo, Antong (15)		2) Choi, Yunhu (16)	
	3) Bohrer, Evan (18)		4) Zhao, Aaron (16)	
21	Knolls Tsunami	B K	2:17.05	2:18.90
	1) Wetterling, Jake (15)		2) Foster, Marshall (16)	
	3) Dyer, Max (14)		4) Caldwell, Jack (15)	
--	Ben Franklin	A BF	2:13.50	DQ
	1) Greene, Jett (14)		2) Curtis, Ethan (18)	
	3) Fisher, Daniel (16)		4) Lara, Diego (15)	
--	SundanceSailfish	B SH	1:53.37	NS
	1) Jordan, Luke (15)		2) Bowser, Drake (15)	
	3) Buckheit, Tanner (16)		4) Mauvais, Cole (17)	

#90 Women 15-18 200m Freestyle Relay

 **Cherry Knolls Swim Team** **2007** **1:57.31**
 A.Liley, B.Walker, K.Kanski, C.Pasque

Pl	Team	Relay	Seed	Official	Pts
1	SundanceSailfish	A SH	1:57.76	1:56.91	
	1) Penry, Emme (18)		2) Jones, Ella (18)		
	3) Williams, Kenzie (16)		4) Williams, Madison (16)		
2	HOM Hurricanes	A HOM	1:58.10	2:02.11	
	1) Earley, Bea (16)		2) Getsch, Izzy (17)		
	3) Dick, Emily (17)		4) Esmas, Lily (18)		
3	HFII Barracudas	A HFII	2:02.03	2:02.40	
	1) Andrews, Emme (15)		2) Rutz, Lindsay (17)		
	3) Watson, Lily (18)		4) Yaworski, Annika (17)		

4	Bow MarS Sharks	A BMS	2:01.71	2:03.76	14	HOM Hurricanes	C HOM	2:16.87	2:14.99
	1) Guthrie, Campbell (15)					1) Duffield, Sadie (15)			
	2) Davis, Anna (15)					2) Crespin, Izzy (17)			
	3) Cetaruk, Emerson (15)					3) Roosa, Evan (16)			
	4) Mosesso, Lilly (15)					4) Snow, Riley (18)			
5	HOM Hurricanes	B HOM	2:09.98	2:05.23	15	HHST Hurricanes	A HHST	2:09.97	2:15.25
	1) Lenderman, Tessa (16)					1) Osterhaus-Binkert, Olivia (15)			
	2) Getsch, Lyla (15)					2) Rivera, Lia (15)			
	3) Gammill, Lillie (15)					3) Marshall, Baylee (15)			
	4) Denne, Teagan (16)					4) Krauss, Rachel (17)			
6	Ben Franklin	A BF	2:04.24	2:06.09	16	WCII Wahoos	A WCII	2:10.23	2:16.45
	1) Shepela, Johanna (16)					1) Jones, Lily (16)			
	2) Lara, Leala (17)					2) Wills-Keely, Zoe (15)			
	3) Sakabe, Mai (17)					3) Dorsey, Anastasia (15)			
	4) Pelz, Stanley (16)					4) DeCaporale, Amelia (18)			
7	CCV Vikings	A CCV	2:05.65	2:06.24	17	SG Stingrays	B SG	2:18.44	2:17.70
	1) Altman, Olivia (13)					1) McManus, Riley (17)			
	2) Kaiser, Lauren (15)					2) Sherman, Salem (15)			
	3) Eggers, Avery (15)					3) Psaltis, Addie (15)			
	4) McDowell, Keira (16)					4) Hayen, Maryn (15)			
8	SP Dolphins	A SP	2:06.77	2:06.61	18	Hunters Hill	A HH	NT	2:19.73
	1) Hay, Elli (17)					1) Howard, Milly (15)			
	2) Anderson, Ava (15)					2) Smith, Madelyn (16)			
	3) Pfister, Izzy (16)					3) Scholl, Harper (15)			
	4) Guy, Adrian (17)					4) Reese, Hannah (17)			
9	SG Stingrays	A SG	2:07.95	2:06.75	19	Cherry Knolls	B CK	2:22.37	2:19.89
	1) Kerekes, Rylee (18)					1) Bryant, Lilly (18)			
	2) Hayes, Corinne (16)					2) Cuthbert, Nora (16)			
	3) Bush, Kiley (15)					3) Fouts, Tatum (13)			
	4) Thie, Addy (18)					4) Eikenbary, Sawyer (15)			
10	Cherry Knolls	A CK	2:08.46	2:08.96	20	PreservePiranhas	A PRE	2:17.77	2:19.99
	1) Stickley, Kate-Hayden (18)					1) Theiler, Rowan (13)			
	2) Lucero, Jaelyn (17)					2) Brennan, Jin Jin (16)			
	3) Hohlen, Julia (16)					3) Schlissberg, Maddy (15)			
	4) Weldon, Lucy (17)					4) Tacha, Avery (15)			
11	HVSL	A HVSL	2:09.40	2:11.66	21	Homestead Farm	A HF	2:22.19	2:22.08
	1) Sparks, Ellery (15)					1) Benedict, Sushi (13)			
	2) Scheid, Foster (18)					2) Benedict, Eggs (15)			
	3) Henderson, Sarah (15)					3) Fung, Anna Irene (13)			
	4) Peterson, Ella (16)					4) Tomeo, Sasha (17)			
12	Forest Park	A FP	NT	2:12.11	22	HOM Hurricanes	D HOM	2:26.49	2:26.53
	1) Olson, Maggie (16)					1) Hughes, Ellie (15)			
	2) Beals, Addi (16)					2) Marotto, Maria (15)			
	3) Woody, Keira (15)					3) Martini, Isabella (15)			
	4) Guenther, Alex (15)					4) Goldy, Bridget (18)			
13	Knolls Tsunami	A K	2:10.14	2:13.14	--	SP Dolphins	B SP	2:23.89	DQ
	1) Flemister, Maya (17)					1) Haskell, Elle (17)			
	2) Edwards, Maddie (17)					2) Smith, Payton (17)			
	3) Neale, Grae (15)					3) Jimerson, Sofia (14)			
	4) Bradley, Bethany (17)					4) Snelling, Claire (17)			