


#9 Boys 9-10 200m Medley Relay

 **Cherry Knolls Swim Team** 2017 3:01.19
Michael Stickley, Wes Foa, Finn Ahl-Hinson, Noah Smith

PI	Team	Relay	Seed	Official	Pts
1	CCV Vikings	A CCV	2:56.82	2:56.26	
	1) Gao, Cody (10)	2) Guo, Anyon (10)			
	3) Jones, Graham (9)	4) Dougherty, Gavin (10)			
2	SG Stingrays	A SG	3:04.81	2:57.96	
	1) Crain, Dillon (10)	2) Taussig, Amos (9)			
	3) Murray, James (10)	4) Parker, Owen (10)			
3	Cherry Knolls	A CK	3:06.87	3:02.03	
	1) Hilst, Milo (9)	2) Nelson, Bryce (9)			
	3) Moskoff, Jack (10)	4) Moskoff, Charlie (9)			
4	HOM Hurricanes	A HOM	3:10.20	3:08.64	
	1) Lewis, Barrett (10)	2) Lee, Andy (10)			
	3) Weik, Duke (9)	4) Parsons, Michael (10)			
5	Ben Franklin	A BF	3:19.80	3:13.42	
	1) Nicks, Victor (9)	2) Caulfield, Damian (10)			
	3) Scott, Andrew (10)	4) Borchardt, Oden (10)			
6	PreservePiranhas	A PRE	3:15.99	3:13.83	
	1) Hager, Saul (10)	2) Nadji, Cyrus (10)			
	3) Buresh, Ben (9)	4) Stees, Blake (9)			
7	Knolls Tsunami	A K	3:20.22	3:19.96	
	1) Maio, Dexter (10)	2) Olmsted, Matthew (10)			
	3) Keith, Augie (9)	4) Klepacki, Sebastian (10)			
8	WCII Wahoos	A WCII	3:22.32	3:24.75	
	1) Heersink, Oliver (9)	2) Shuter, Luke (10)			
	3) Roberts, Chase (9)	4) Lewis, Levi (10)			
9	Bow MarS Sharks	A BMS	3:17.88	3:26.12	
	1) Braun, Levi (9)	2) Hoffelt, Rafe (10)			
	3) Mosesso, Jax (10)	4) McFerron, Conner (9)			
10	SP Dolphins	A SP	3:47.46	3:31.58	
	1) Howes, Quentin (10)	2) Cunningham, Lincoln (9)			
	3) Saadeh, Zion (10)	4) Valli, Rayan (10)			
11	Cherry Knolls	B CK	3:42.28	3:37.61	
	1) Hess, William (9)	2) Fouts, Ellis (10)			
	3) Harris, Alden (9)	4) Ryan, Avett (10)			
12	SG Stingrays	B SG	3:38.43	3:38.26	
	1) Salzbrenner, Rory (9)	2) Czuchna, William (10)			
	3) Fox, Landon (9)	4) Dillmuth, Jaxon (10)			
13	CCV Vikings	B CCV	3:37.68	3:38.70	
	1) McFarlen, Tyler (10)	2) Leppert, Emmett (9)			
	3) Miller, Nolan (10)	4) Mundy, Jack (9)			
14	HVSL	A HVSL	3:48.86	3:46.18	
	1) Easterly, John (9)	2) D'Orvilliers, Owen (9)			
	3) Bosler, Asher (9)	4) Barela, Matt (10)			
15	SundanceSailfish	A SH	NT	3:57.45	
	1) Dowler, Greyson (9)	2) Erb, Ellis (10)			
	3) Kaufman, Quinn (9)	4) Drautz, Moses (10)			
16	CCV Vikings	C CCV	4:00.15	3:57.94	
	1) Czuczman, Evan (9)	2) Li, Jared (9)			
	3) Vander Lugt, Reese (9)	4) Mundy, Max (9)			

17	Heritage Greens	A HG	NT	4:12.07	
	1) Herndon, Weston (10)	2) Gummelt, Henry (10)			
	3) Peterson, Brooks (9)	4) Platt, Everett (10)			
18	WCII Wahoos	B WCII	4:22.03	4:19.31	
	1) McFarland, Charlie (10)	2) Smith, Kai (10)			
	3) Royal, Danny (9)	4) Woods, Braden (9)			
--	HHST Hurricanes	A HHST	NT	DQ	
	1) Gibson, Bennett (10)	2) Moukadem, Adam (10)			
	3) Atchity, Nolan (10)	4) Callis, Torin (10)			
--	HOM Hurricanes	B HOM	3:43.36	DQ	
	1) Peterson, Finn (10)	2) Silva, Luca (10)			
	3) Dulik, Andrew (10)	4) Newell, Ty (9)			
--	SG Stingrays	C SG	4:28.12	DQ	
	1) Wiedenstein, David (10)	2) Germany, Ezra (10)			
	3) Hiland, Aidan (9)	4) Lee, Austin (9)			
--	Ben Franklin	B BF	4:07.56	DQ	
	1) Endyk, Lewis (10)	2) Whitenight, William (10)			
	3) Edwards, Tre (9)	4) Pino, Anthony (10)			
--	HFII Barracudas	A HFII	3:40.83	DQ	
	1) Geonetta, Ben (10)	2) Scherer, Luke (10)			
	3) Vandusseldorp, August (10)	4) Kim, JD (10)			

#10 Girls 9-10 200m Medley Relay


 H.Lea, L.Puchino, K.Olson, E.Hecomovich 2007 2:23.34

PI	Team	Relay	Seed	Official	Pts
1	WCII Wahoos	A WCII	2:58.29	2:54.70	
	1) Borger, Riley (10)	2) Gross, Ali (9)			
	3) Leuchtman, Tessa (10)	4) Boemke, Tatum (10)			
2	Ben Franklin	A BF	2:55.22	3:02.19	
	1) Cuthbert, Poppy (10)	2) Peavler, Reagan (10)			
	3) Brown, Rylee (9)	4) Cook, Addie (10)			
3	Homestead Farm	A HF	3:11.13	3:03.53	
	1) Oliver, Jordan (9)	2) Edson, Rachel (10)			
	3) Byorick, Bryn (10)	4) Orr, Hope (10)			
4	SG Stingrays	A SG	3:18.28	3:07.67	
	1) OConnor, Jovie (10)	2) Beaudreau, Sienna (9)			
	3) Sabey, Brynn (10)	4) VanOrman, Jane (10)			
5	Bow MarS Sharks	A BMS	3:09.72	3:09.41	
	1) Dawkins, Scout (10)	2) Scaggs, Leighton (10)			
	3) Crass, Hazel (10)	4) Lemorande, Vivian (10)			
6	HOM Hurricanes	A HOM	3:13.87	3:10.27	
	1) Carroll, Eden (10)	2) Hogan, Sienna (9)			
	3) Duitsman, Lyla (10)	4) Welsh, Cora (9)			
7	CCV Vikings	A CCV	3:17.20	3:15.54	
	1) Marks, Addie (10)	2) Detampel, Maddie (9)			
	3) Apel, Hayden (10)	4) Ward, Louise (9)			
8	Heritage Greens	A HG	3:12.83	3:15.81	
	1) Harrison, Kaylee (10)	2) Seal, Emma (9)			
	3) Koldewyn, Claire (10)	4) Boyless, Stella (10)			
9	HHST Hurricanes	A HHST	3:18.96	3:20.24	
	1) Levine, Mirabelle (9)	2) Stefanoudakis, Vivi (10)			
	3) Pineda, Lisette (10)	4) Becker, Paige (10)			

10	Cherry Knolls	A CK	3:19.03	3:20.89
	1) Dodson, Avery (10)	2) Pelikan, Abby (10)		
	3) Gallegos, TeresaRose (10)	4) Dietrich, Aven (9)		
11	GO Gators	A GO	3:35.06	3:23.63
	1) Cahal, Elinor (9)	2) Evans, Juliet (10)		
	3) McKee, Jane (9)	4) Dunn, Beatrice (9)		
12	SP Dolphins	A SP	3:50.47	3:29.89
	1) Bryson, Sabrina (10)	2) Gzym, Sofia (9)		
	3) Radke, Reese (10)	4) Donohue, Louise (10)		
13	HOM Hurricanes	B HOM	3:30.33	3:31.08
	1) Roosa, Morgan (9)	2) DiPaolo, Grey (9)		
	3) Fleming, Molly (10)	4) Leinwand, Marin (10)		
14	HFII Barracudas	A HFII	3:33.04	3:33.70
	1) Cottingham, Lux (10)	2) Kuhn, Maddy (10)		
	3) Wright, Anna (10)	4) Ysusi, Emerson (9)		
15	HOM Hurricanes	C HOM	3:34.46	3:40.21
	1) Kaptain, Devyn (10)	2) Loury, Marlowe (9)		
	3) Miller, Paige (10)	4) Georgelos, Eleni (9)		
16	SG Stingrays	B SG	3:43.66	3:40.64
	1) Rush, Emerson (10)	2) McDonald, Lucy (10)		
	3) Abeloe, Grace (10)	4) McCarthy, Henley (9)		
17	HVSL	A HVSL	3:38.67	3:44.22
	1) Briney, Leilah (10)	2) Conrad, Cora (10)		
	3) Bontrager, Halle (10)	4) Carlman, Quinn (10)		
18	Ben Franklin	B BF	3:35.97	3:45.26
	1) Levy, Sophia (10)	2) Jorgensen, Cali (9)		
	3) Thompson, Molly (9)	4) Bond, Ruby (10)		
19	Forest Park	A FP	3:44.96	3:56.52
	1) Schafer, Chloe (9)	2) Hester, Paige (10)		
	3) McInally, Molleigh (9)	4) Broussard, Claire (10)		
20	WCII Wahoos	B WCII	4:09.42	4:02.82
	1) Hocevar, Hayden (10)	2) Borger, Josie (9)		
	3) Fox, Mackenzie (9)	4) Tafolla, Erin (9)		
21	CCV Vikings	B CCV	4:08.66	4:05.04
	1) Allen, Natalie (10)	2) Vaca, Amaya (10)		
	3) Hiemstra, Izzy (9)	4) Salwicz, Annabelle (9)		
22	SundanceSailfish	B SH	4:15.12	4:08.58
	1) Harvey, Savannah (9)	2) Carr, Everly (9)		
	3) Pastian, Piper (9)	4) Arthur, Campbell (9)		
23	HOM Hurricanes	D HOM	4:20.04	4:11.65
	1) Stansfield, Maddy (9)	2) Miles, Harlow (9)		
	3) Anderson, Amelia (9)	4) Lewis, Londyn (9)		
24	Cherry Knolls	B CK	4:06.78	4:12.89
	1) Stafford, Leah (10)	2) Naughton, Emmy (9)		
	3) Airheart, Emery (9)	4) Fitch, Kenzi (9)		
25	Ben Franklin	C BF	4:07.99	4:20.12
	1) Baker, Evelyn (9)	2) Casey, Elly (9)		
	3) Edwards, Sadie (9)	4) Edwards, Kylie (9)		
--	SundanceSailfish	A SH	3:41.41	DQ
	1) Carr, Adelie (10)	2) Goodrum, Aven (10)		
	3) Krebs, Grace (9)	4) Arguello, Eva (9)		
--	SG Stingrays	C SG	4:14.46	DQ
	1) Colander, Lily (9)	2) Burton, Mae (10)		
	3) Sepp, Leighton (9)	4) Stokes, Ada (10)		

--	HFII Barracudas	B HFII	4:05.03	DQ
	1) Knipp, Caroline (10)	2) Bowman, Emmeline (10)		
	3) Farrell, Finley (9)	4) Trujillo, Finley (9)		
--	Knolls Tsunami	A K	3:42.54	DQ
	1) Sweeney, Claire (9)	2) Prutch, Natalie (9)		
	3) Johnson, Izzy (9)	4) Martinez, Eva (9)		

#21 Boys 9-10 100m Freestyle

	Finn Ahl-Hinson		2017	1:15.79	
	Cherry Knolls Swim Team				
Pl	Name	Age Team	Seed	Official	Pts
1	Atchity, Nolan	10 HHST	1:21.47	1:20.45	
2	Moskoff, Charlie	9 CK	1:25.80	1:21.30	
3	Jones, Graham	9 CCV	1:26.53	1:21.44	
4	Maio, Dexter	10 K	1:23.17	1:24.74	
5	Parker, Owen	10 SG	1:33.08	1:25.79	
6	Hager, Saul	10 PRE	1:29.01	1:26.98	
7	Platt, Everett	10 HG	1:22.03	1:28.20	
8	Parsons, Michael	10 HOM	1:27.08	1:29.69	
9	Hilst, Milo	9 CK	1:26.96	1:31.55	
10	Guo, Anyon	10 CCV	1:32.10	1:31.58	
11	Shuter, Luke	10 WCII	1:33.14	1:32.36	
12	Hess, William	9 CK	1:39.69	1:34.17	
13*	Mosso, Jax	10 BMS	1:36.80	1:34.38	
13*	Caulfield, Damian	10 BF	1:35.45	1:34.38	
15	McFerron, Conner	9 BMS	1:35.02	1:36.79	
16	Miller, Nolan	10 CCV	1:41.11	1:36.84	
17	Dougherty, Gavin	10 CCV	1:36.74	1:36.98	
18	Braun, Levi	9 BMS	1:41.12	1:37.54	
19	Dowler, Greyson	9 SH	1:40.67	1:39.04	
20	Czuchna, William	10 SG	1:45.35	1:40.76	
21	Dawkins, River	10 BMS	1:48.58	1:41.83	
22	Webster, Emmett	10 CK	1:50.02	1:43.50	
23	Bosler, Asher	9 HVSL	1:38.46	1:43.60	
24	Drutz, Moses	10 SH	NT	1:44.19	
25	Ryan, Avett	10 CK	1:49.09	1:44.36	
26	Taussig, Amos	9 SG	1:45.59	1:45.80	
27	Newell, Ty	9 HOM	1:53.63	1:46.48	
28	Thomas, Huxton	9 BMS	1:45.26	1:46.57	
29	Mundy, Jack	9 CCV	1:41.58	1:46.81	
30	Dillmuth, Jaxon	10 SG	NT	1:53.73	
31	Wiederstein, David	10 SG	1:48.54	1:53.80	
32	Peterson, Finn	10 HOM	2:03.26	1:55.31	
33	McFarland, Charlie	10 WCII	1:59.73	1:57.70	
34	Winiarski, Freddy	10 HOM	1:54.47	1:59.36	
35	Pino, Anthony	10 BF	2:04.22	2:00.62	
36	Kaufman, Quinn	9 SH	2:01.47	2:03.53	
37	Collier, Tanner	9 HH	2:03.24	2:03.91	
38	Brown, Trevor	9 BF	2:36.50	2:26.42	
--	Mills, Logan	10 BF	2:44.73	NS	

#22 Girls 9-10 100m Freestyle

Pl	Name	Age Team	Seed	Official	Pts
	Chrissy Johnson		1992	1:14.88	
1	Byorick, Bryn	10 HF	1:18.32	1:17.99	
2	Cuthbert, Poppy	10 BF	1:23.14	1:21.17	
3	Gallegos, TeresaRose	10 CK	1:24.89	1:25.69	
4	Johnson, Izzy	9 K	1:32.09	1:28.75	
5	VanOrman, Jane	10 SG	1:33.60	1:30.09	
6	Wright, Anna	10 HFII	1:27.78	1:30.51	
7	Scaggs, Leighton	10 BMS	1:29.24	1:30.55	
8	Welsh, Cora	9 HOM	1:30.82	1:30.75	
9	Cook, Addie	10 BF	1:30.65	1:31.09	
10	Brown, Rylee	9 BF	1:37.42	1:31.93	
11	Radke, Reese	10 SP	1:36.46	1:34.49	
12	Orr, Hope	10 HF	1:33.54	1:36.32	
13	Detampel, Maddie	9 CCV	1:44.53	1:36.96	
14	Carroll, Eden	10 HOM	1:35.12	1:37.41	
15	Bryson, Sabrina	10 SP	1:44.78	1:37.68	
16	Maxwell, Elizabeth	9 BMS	1:44.02	1:38.37	
17	Boyleless, Stella	10 HG	1:37.66	1:38.46	
18	Leinwand, Marin	10 HOM	1:48.93	1:42.65	
19	Peavler, Reagan	10 BF	1:46.50	1:43.26	
20	Hocevar, Hayden	10 WCII	1:40.03	1:43.33	
21	DiPaolo, Grey	9 HOM	1:42.23	1:43.96	
22	Schafer, Chloe	9 FP	1:46.17	1:44.36	
23	Georgelos, Eleni	9 HOM	1:45.29	1:45.71	
24	Dunn, Beatrice	9 GO	1:50.68	1:45.83	
25	Rush, Emerson	10 SG	NT	1:47.57	
26	O'Keefe, Bea	9 PRE	NT	1:49.18	
27	Levine, Mirabelle	9 HHST	1:54.59	1:49.98	
28	Duitsman, Lyla	10 HOM	1:43.31	1:50.75	
29	Gzym, Sofia	9 SP	NT	1:51.36	
30	Baker, Evelyn	9 BF	2:12.69	1:51.59	
31	Conrad, Cora	10 HVSL	1:54.51	1:51.91	
32	Allen, Natalie	10 CCV	1:57.26	1:53.66	
33	Fox, Mackinzie	9 WCII	NT	1:53.74	
34	Carlman, Quinn	10 HVSL	2:03.43	1:54.67	
35	Dullea, Beth	9 HH	2:02.59	1:55.22	
36	Arguello, Eva	9 SH	2:04.71	1:56.65	
37	Farrell, Finley	9 HFII	2:00.02	1:58.52	
38	Tal, Ani	10 SP	1:54.62	1:58.53	
39	Ward, Elouise	9 CCV	2:00.08	1:59.33	
40	Rush, Hadley	9 SG	2:11.94	2:05.50	
41	Larkin, Sophie	9 BF	2:13.98	2:06.13	
42	Broussard, Claire	10 FP	1:57.63	2:06.56	
43	Hohlen, Grace	9 CK	2:15.93	2:06.87	
44	Ching, Ellis	9 HF	2:17.32	2:07.42	
45	Casey, Elly	9 BF	NT	2:21.68	
--	Spiecker, Vivienne	10 HVSL	2:12.75	DQ	
--	Beaudreau, Sienna	9 SG	1:48.40	DQ	

#31 Boys 9-10 50m Butterfly

Pl	Name	Age Team	Seed	Official	Pts
	Finn Ahl-Hinson		2017	36.70	
	Cherry Knolls Swim Team				
1	Jones, Graham	9 CCV	41.51	40.53	
2	Moskoff, Charlie	9 CK	43.81	40.86	
3	Roberts, Chase	9 WCII	42.55	41.05	
4	Murray, James	10 SG	44.38	42.59	
5	Moskoff, Jack	10 CK	47.70	42.90	
6	Weik, Duke	9 HOM	49.42	45.76	
7	Buresh, Ben	9 PRE	47.12	46.91	
8	Platt, Everett	10 HG	1:01.38	50.48	
9	Hollyman, Adam	10 HF	50.86	51.97	
10	Keith, Augie	9 K	49.69	52.29	
11	Fox, Landon	9 SG	49.11	53.04	
12	Vandusseldorp, August	10 HFII	56.95	55.69	
13	Mosesso, Jax	10 BMS	52.08	56.12	
14	Harris, Alden	9 CK	57.60	58.68	
15	Lee, Andy	10 HOM	1:04.49	58.72	
16	Silva, Luca	10 HOM	56.81	1:00.48	
17	Barela, Matt	10 HVSL	1:02.65	1:02.57	
18	Lewis, Levi	10 WCII	1:10.10	1:05.15	
19	Edwards, Tre	9 BF	1:14.69	1:08.03	
20	Royal, Danny	9 WCII	1:16.46	1:09.48	
21	Vander Lugt, Reese	9 CCV	1:15.25	1:16.33	
22	Hiland, Aidan	9 SG	1:14.80	1:17.06	
23	Reyes, Leo	9 SG	NT	1:25.21	
24	Mills, Logan	10 BF	NT	1:33.89	
25	Gummelt, Henry	10 HG	1:38.13	1:41.76	
--	Yadlapati, Shaant	9 PRE	NT	DQ	
--	Dulik, Andrew	10 HOM	1:03.38	DQ	
--	Salvetti, Kayden	9 SG	NT	DQ	
--	Berliner, Nate	9 CCV	NT	DQ	
--	Woods, Braden	9 WCII	1:31.09	DQ	
--	Nicks, Victor	9 BF	NT	DQ	
--	Miller, Henry	9 K	1:13.19	DQ	

#32 Girls 9-10 50m Butterfly

Pl	Name	Age Team	Seed	Official	Pts
	Chrissy Johnson		1992	39.05	
1	Koldewyn, Claire	10 HG	39.24	39.68	
2	Cuthbert, Poppy	10 BF	44.70	43.43	
3	Leuchtmann, Tessa	10 WCII	48.20	44.61	
4	Stefanoudakis, Vivi	10 HHST	45.88	44.66	
5	McKee, Jane	9 GO	47.80	45.33	
6	Marks, Addie	10 CCV	47.55	46.05	
7	Johnson, Izzy	9 K	45.79	46.44	
8	Lemorande, Vivian	10 BMS	56.61	47.35	
9	Sabey, Brynn	10 SG	48.73	47.82	
10	Hester, Paige	10 FP	52.64	48.44	
11	Hogan, Sienna	9 HOM	53.19	48.80	
12	Brown, Rylee	9 BF	48.52	49.94	
13	Apel, Hayden	10 CCV	53.06	51.61	

14	Duitsman, Lyla	10	HOM	52.81	51.85	20	Hess, William	9	CK	NT	52.12
15	Welsh, Cora	9	HOM	48.55	52.44	21	Dulik, Andrew	10	HOM	53.32	52.22
16	Briney, Leilah	10	HVSL	54.56	52.95	22	Peterson, Finn	10	HOM	54.91	52.24
17	Crass, Hazel	10	BMS	53.04	53.11	23	Macfarlane, Clayton	9	HH	1:00.72	52.90
18	Pineda, Lisette	10	HHST	49.14	54.41	24	Salzbrenner, Rory	9	SG	49.73	52.95
19	Bond, Ruby	10	BF	57.72	54.42	25	Erickson, "Lay-f"	10	BMS	53.90	53.24
20	Berdine, Abby	9	HG	54.08	54.82	26	Miller, Nolan	10	CCV	53.56	53.30
21	Thompson, Molly	9	BF	56.73	55.11	27	Cunningham, Lincoln	9	SP	51.75	53.66
22	Blackburn, Skylar	10	HOM	58.58	57.23	28	Heersink, Oliver	9	WCII	56.97	53.99
23	Fleming, Molly	10	HOM	57.99	58.02	29	Endyk, Lewis	10	BF	55.77	54.37
24	Becker, Paige	10	HHST	1:02.37	58.83	30	Valli, Rayan	10	SP	54.89	55.05
25	Martinez, Eva	9	K	1:00.65	59.25	31	Andryscik, Kaleb	9	HG	54.30	55.79
26	Fox, Mackinzie	9	WCII	58.25	59.85	32	Newell, Ty	9	HOM	1:01.37	56.57
27	Anderson, Amelia	9	HOM	1:06.23	1:00.58	33	Callis, Torin	10	HHST	1:05.16	57.08
28	Krebs, Grace	9	SH	1:04.22	1:02.42	34	Li, Jared	9	CCV	58.25	57.11
29	Edwards, Sadie	9	BF	58.27	1:04.27	35	Ryan, Avett	10	CK	56.95	58.09
30	Hiemstra, Izzy	9	CCV	1:12.47	1:05.29	36	Miller, Henry	9	K	59.93	58.24
31	Singhofen, Lindley	10	HOM	1:05.13	1:05.60	37	Moukadem, Adam	10	HHST	1:02.41	58.28
32	Goodrum, Aven	10	SH	1:08.53	1:05.76	38	Erb, Ellis	10	SH	1:01.30	58.45
33	Airheart, Emery	9	CK	1:04.64	1:05.85	39	Easterly, John	9	HVSL	1:00.74	58.58
34	McInally, Molleigh	9	FP	58.35	1:05.98	40	Dillmuth, Jaxon	10	SG	59.81	59.15
35	Gorski, Marisa	9	HOM	1:34.62	1:10.45	41	Vander Lugt, Reese	9	CCV	1:00.06	59.53
36	Abeloe, Grace	10	SG	1:06.56	1:11.45	42	Winiarski, Freddy	10	HOM	1:00.37	59.73
37	Lucius, Ava	9	HH	1:11.78	1:14.03	43	Lee, Austin	9	SG	57.02	1:00.25
38	Crass, Elsie	9	BMS	1:15.22	1:14.68	44	Lal, Suhaan	10	CCV	1:01.84	1:01.80
39	Larson, MJ	9	HH	NT	1:17.31	45	Royal, Danny	9	WCII	1:02.07	1:02.33
40	Sepp, Leighton	9	SG	1:16.03	1:21.51	46	Gibson, Bennett	10	HHST	1:00.82	1:04.12
41	Lord, Lyla	10	SG	1:25.12	1:24.35	47	Wiederstein, David	10	SG	1:04.20	1:04.21
--	Edwards, Kylie	9	BF	NT	DQ	48	Howes, Quentin	10	SP	1:07.22	1:04.75
--	Miller, Paige	10	HOM	58.44	DQ	49	Nelson, Sam	10	BF	1:09.28	1:05.33

#43 Boys 9-10 50m Backstroke

Wyatt Eikenbary 2021 44.93
Cherry Knolls Swim Team

Pl	Name	Age	Team	Seed	Official	Pts
1	Gao, Cody	10	CCV	42.37	42.18	
2	Maio, Dexter	10	K	46.10	45.25	
3	Parker, Owen	10	SG	48.71	45.79	
4	Hilst, Milo	9	CK	47.67	45.92	
5	Lewis, Barrett	10	HOM	47.55	46.52	
6	Vandusseldorp, August	10	HFII	49.19	47.06	
7	Guo, Anyon	10	CCV	47.98	48.06	
8	Moskoff, Jack	10	CK	50.28	48.21	
9	Nadji, Cyrus	10	PRE	48.82	49.03	
10	Dougherty, Gavin	10	CCV	52.63	49.55	
11	Weik, Duke	9	HOM	49.86	49.57	
12	Hager, Saul	10	PRE	50.88	49.82	
13	Czuczman, Evan	9	CCV	52.68	49.98	
14	Nicks, Victor	9	BF	51.26	50.04	
15	Dowler, Greyson	9	SH	52.91	50.13	
16	Braun, Levi	9	BMS	48.60	50.86	
17	Crain, Dillon	10	SG	47.76	51.03	
18	McFarlen, Tyler	10	CCV	52.01	51.34	
19	Borchardt, Oden	10	BF	52.74	51.70	

20	Hess, William	9	CK	NT	52.12
21	Dulik, Andrew	10	HOM	53.32	52.22
22	Peterson, Finn	10	HOM	54.91	52.24
23	Macfarlane, Clayton	9	HH	1:00.72	52.90
24	Salzbrenner, Rory	9	SG	49.73	52.95
25	Erickson, "Lay-f"	10	BMS	53.90	53.24
26	Miller, Nolan	10	CCV	53.56	53.30
27	Cunningham, Lincoln	9	SP	51.75	53.66
28	Heersink, Oliver	9	WCII	56.97	53.99
29	Endyk, Lewis	10	BF	55.77	54.37
30	Valli, Rayan	10	SP	54.89	55.05
31	Andryscik, Kaleb	9	HG	54.30	55.79
32	Newell, Ty	9	HOM	1:01.37	56.57
33	Callis, Torin	10	HHST	1:05.16	57.08
34	Li, Jared	9	CCV	58.25	57.11
35	Ryan, Avett	10	CK	56.95	58.09
36	Miller, Henry	9	K	59.93	58.24
37	Moukadem, Adam	10	HHST	1:02.41	58.28
38	Erb, Ellis	10	SH	1:01.30	58.45
39	Easterly, John	9	HVSL	1:00.74	58.58
40	Dillmuth, Jaxon	10	SG	59.81	59.15
41	Vander Lugt, Reese	9	CCV	1:00.06	59.53
42	Winiarski, Freddy	10	HOM	1:00.37	59.73
43	Lee, Austin	9	SG	57.02	1:00.25
44	Lal, Suhaan	10	CCV	1:01.84	1:01.80
45	Royal, Danny	9	WCII	1:02.07	1:02.33
46	Gibson, Bennett	10	HHST	1:00.82	1:04.12
47	Wiederstein, David	10	SG	1:04.20	1:04.21
48	Howes, Quentin	10	SP	1:07.22	1:04.75
49	Nelson, Sam	10	BF	1:09.28	1:05.33
50	Whitenight, William	10	BF	1:12.68	1:07.30
51	Greis, Easton	10	K	1:04.32	1:07.64
52	Comegys, Hudson	9	WCII	1:09.49	1:08.52
53	Tierney, James	10	HOM	1:08.91	1:10.04
54	Hiland, Aidan	9	SG	NT	1:11.15
55	Ireland, River	9	BMS	1:10.88	1:16.04
56	Berliner, Nate	9	CCV	1:23.25	1:21.23
57	Brown, Trevor	9	BF	1:32.10	1:26.89
58	Woods, Braden	9	WCII	1:24.45	1:29.25
--	Salveti, Kayden	9	SG	1:28.11	DQ
--	Drautz, Moses	10	SH	57.26	DQ
--	Daly, William	10	BF	NT	DQ

#44 Girls 9-10 50m Backstroke


Emily Hecomovich 2008 39.71
Cherry Knolls Swim Team

Pl	Name	Age	Team	Seed	Official	Pts
1	Borger, Riley	10	WCII	42.65	39.69	
2	Koldewyn, Claire	10	HG	43.96	44.30	
3	Dawkins, Scout	10	BMS	47.03	45.30	
4	OConnor, Jovie	10	SG	49.06	46.63	
5	Leuchtmann, Tessa	10	WCII	46.92	47.30	
6	Harrison, Kaylee	10	HG	48.57	47.66	
7	Carroll, Eden	10	HOM	46.29	48.80	

8	Sabey, Brynn	10 SG	1:01.39	50.09
9	Bradow, Elaina	9 HG	55.23	50.93
10	Bryson, Sabrina	10 SP	52.14	50.97
11	Kaptain, Devyn	10 HOM	51.93	51.42
12	Dodson, Avery	10 CK	49.81	51.82
13	Singhofen, Lindley	10 HOM	55.35	52.14
14	Roosa, Morgan	9 HOM	49.99	52.15
15	Boemke, Tatum	10 WCII	58.11	52.28
16	Oliver, Jordan	9 HF	51.39	52.34
17	Erwin, Eloise	10 PRE	52.15	52.35
18	Carr, Adelle	10 SH	51.99	52.38
19	McCarthy, Henley	9 SG	53.09	52.43
20	Boyle, Stella	10 HG	52.83	52.50
21	Bond, Ruby	10 BF	NT	52.56
22	Cottingham, Lux	10 HFII	53.66	52.59
23	Donohue, Louise	10 SP	55.02	53.22
24	McDonald, Lucy	10 SG	54.84	53.33
25	Dietrich, Aven	9 CK	53.18	53.48
26	Cahal, Elinor	9 GO	56.57	54.06
27	Blackburn, Skylar	10 HOM	54.99	54.72
28	Rush, Emerson	10 SG	54.08	54.93
29	O'Keefe, Bea	9 PRE	55.04	54.98
30	Borger, Josie	9 WCII	53.66	55.09
31	Hiemstra, Izzy	9 CCV	55.56	55.21
32	Krebs, Grace	9 SH	54.29	55.24
33	Sweeney, Claire	9 K	1:02.68	56.14
34	Knipp, Caroline	10 HFII	58.19	56.25
35	Loury, Marlowe	9 HOM	59.30	56.36
36	Maxwell, Elizabeth	9 BMS	55.05	56.76
37	Carr, Everly	9 SH	59.30	57.17
38	Briney, Leilah	10 HVSL	56.72	57.27
39	Abeloe, Grace	10 SG	1:00.37	57.37
40	Ward, Elouise	9 CCV	59.91	57.51
41	Harvey, Savannah	9 SH	56.63	58.61
42	Miller, Paige	10 HOM	56.93	58.96
43	Schafer, Chloe	9 FP	57.64	59.16
44	Salwiz, Annabelle	9 CCV	1:02.97	59.23
45	Baker, Evelyn	9 BF	1:03.76	59.61
46	Fung, Mary Bea	9 HF	1:03.38	1:00.04
47	Levy, Sophia	10 BF	59.29	1:00.15
48	Colander, Lily	9 SG	1:00.39	1:00.43
49	Lewis, Londyn	9 HOM	1:03.22	1:01.10
50	O'Connor, Olivia	9 PRE	58.28	1:01.29
51	Anderson, Amelia	9 HOM	1:02.01	1:01.54
52	Dunn, Beatrice	9 GO	1:04.11	1:01.97
53	Crass, Elsie	9 BMS	1:04.47	1:02.39
54	Trujillo, Finley	9 HFII	1:04.50	1:02.69
55	Larkin, Sophie	9 BF	1:06.92	1:03.13
56	Canon, Norah	10 SG	1:10.93	1:03.26
57	McHugh, Tess	9 HHST	1:08.45	1:03.51
58	McMullen, Molly	10 SG	1:05.76	1:03.55
59	Stokes, Ada	10 SG	1:01.49	1:03.65
60	Berliner, Hannah	9 CCV	1:04.29	1:03.81
61	Vaca, Amaya	10 CCV	1:01.75	1:03.87
62	Weinstein, Olive	9 GO	1:09.19	1:04.30

63	Pelikan, Abby	10 CK	1:03.98	1:04.54
64	Nash, Brooklyn	9 SG	1:08.25	1:05.45
65	Fitch, Kenzi	9 CK	1:02.49	1:05.99
66	Miles, Harlow	9 HOM	1:08.79	1:06.95
67	Naughton, Emmy	9 CK	1:09.95	1:08.72
68	Nash, Lexi	9 CCV	NT	1:09.40
69	Worster, Evelyn	9 CCV	1:16.23	1:09.86
70	Sepp, Leighton	9 SG	1:05.86	1:09.96
71	Stack, Maude	9 SG	1:17.12	1:10.90
72	Larson, MJ	9 HH	1:03.94	1:11.27
73	Stansfield, Maddy	9 HOM	1:10.97	1:13.65
74	Gurock, Emma	9 SH	1:28.76	1:14.13
75	Crook, Grace	9 HHST	1:17.74	1:15.59
76	Spiecker, Vivienne	10 HVSL	1:15.77	1:18.49
77	Tafolla, Erin	9 WCII	1:37.27	1:49.21
--	McKee, Jane	9 GO	50.84	DQ
--	Martinez, Eva	9 K	59.16	DQ
--	Jorgensen, Cali	9 BF	1:13.78	DQ
--	Burton, Mae	10 SG	56.29	DQ
--	Lord, Lyla	10 SG	1:07.60	DQ
--	Graziul, Harper	9 BF	1:24.96	DQ

#53 Boys 9-10 50m Breaststroke

	Jameson Walter	2012	45.69		
	Cherry Knolls Swim Team				
Pl	Name	Age Team	Seed	Official	Pts
1	Scott, Andrew	10 BF	42.92	42.43	
2	Roberts, Chase	9 WCII	50.84	48.56	
3	Saadah, Zion	10 SP	51.92	50.33	
4	Gao, Cody	10 CCV	49.51	52.15	
5	Taussig, Amos	9 SG	51.17	53.11	
6	Atchity, Nolan	10 HHST	53.27	53.15	
7	Fox, Landon	9 SG	52.76	53.20	
8	Guo, Anyon	10 CCV	52.67	53.70	
9	Nelson, Bryce	9 CK	53.58	53.76	
10	Nadji, Cyrus	10 PRE	55.52	54.71	
11	Bosler, Asher	9 HVSL	56.34	55.24	
12	Erb, Ellis	10 SH	55.61	55.36	
13	Shuter, Luke	10 WCII	55.92	55.49	
14	Moskoff, Jack	10 CK	54.60	55.50	
15	Scherer, Luke	10 HFII	58.89	55.83	
16	Silva, Luca	10 HOM	57.87	55.86	
17	Weik, Duke	9 HOM	59.81	55.92	
18	Olmsted, Matthew	10 K	54.35	56.74	
19	Macfarlane, Clayton	9 HH	59.36	57.19	
20	Valli, Rayan	10 SP	1:01.79	57.21	
21	Lee, Andy	10 HOM	55.12	57.22	
22	Hoffelt, Rafe	10 BMS	55.58	57.47	
23	Smith, Kai	10 WCII	1:00.19	57.56	
24	Dawkins, River	10 BMS	56.29	57.99	
25	Geonetta, Ben	10 HFII	1:03.74	58.25	
26	D'Orvilliers, Owen	9 HVSL	1:01.22	59.06	
27	Salzbrenner, Rory	9 SG	56.74	59.61	
28	Cunningham, Lincoln	9 SP	58.28	59.79	

29	Gibson, Bennett	10 HHST	1:08.09	1:00.30	7	Bontrager, Halle	10 HVSL	51.89	50.04
30	Webster, Emmett	10 CK	58.72	1:00.63	8	Wright, Anna	10 HFII	49.03	50.71
31	Callis, Torin	10 HHST	1:10.76	1:00.64	9	Peavler, Reagan	10 BF	52.99	51.67
32	Lessmann, Willy	9 BMS	1:05.28	1:00.79	10	Hogan, Sienna	9 HOM	54.59	53.11
33	Erickson, "Lay-f"	10 BMS	1:09.08	1:00.99	11	Radke, Reese	10 SP	55.75	53.50
34	Germany, Ezra	10 SG	1:09.65	1:01.27	12	OConnor, Jovie	10 SG	54.62	54.48
35	Kaufman, Quinn	9 SH	1:00.45	1:01.43	13	McDonald, Lucy	10 SG	57.00	55.48
36	Steas, Blake	9 PRE	1:08.04	1:03.17	14	Edson, Rachel	10 HF	54.30	55.53
37	Peterson, Brooks	9 HG	1:05.42	1:03.19	15	Dodson, Avery	10 CK	57.30	55.59
38	Leppert, Emmett	9 CCV	1:02.58	1:03.64	16	Apel, Hayden	10 CCV	59.48	55.74
39	Barela, Matt	10 HVSL	1:05.28	1:03.99	17	Erwin, Eloise	10 PRE	56.65	55.85
40	McFarlen, Tyler	10 CCV	1:07.35	1:04.26	18	Harrison, Kaylee	10 HG	56.58	56.26
41	Fouts, Ellis	10 CK	1:00.40	1:04.28	19	Borger, Josie	9 WCII	56.00	56.29
42	Crain, Dillon	10 SG	1:04.16	1:04.89	20	Detampel, Maddie	9 CCV	55.87	56.37
43	Wilson, Hayden	9 CCV	1:04.69	1:05.46	21	Dietrich, Aven	9 CK	57.78	56.44
44	Klepacki, Sebastian	10 K	1:05.90	1:06.07	22	Leinwand, Marin	10 HOM	1:00.45	56.58
45	Gordnier, Witten	9 HVSL	1:10.45	1:06.18	23	Crass, Hazel	10 BMS	56.69	57.12
46	Thomas, Huxton	9 BMS	59.75	1:06.26	24	Beaudreau, Sienna	9 SG	55.03	57.92
47	Mundy, Max	9 CCV	1:11.92	1:07.20	25	Goodrum, Aven	10 SH	56.43	58.02
48	McFarland, Charlie	10 WCII	1:05.30	1:07.56	26	Hester, Paige	10 FP	58.44	58.05
49	Li, Jared	9 CCV	1:02.53	1:08.42	27	Hocevar, Hayden	10 WCII	57.50	58.15
50	Pino, Anthony	10 BF	1:08.71	1:08.60	28	Roosa, Morgan	9 HOM	1:04.55	58.87
51	Harris, Alden	9 CK	1:16.93	1:10.46	29	Gzym, Sofia	9 SP	1:01.01	59.02
52	Gummelt, Henry	10 HG	1:04.59	1:12.65	30	DiPaolo, Grey	9 HOM	59.22	59.08
53	Heersink, Oliver	9 WCII	1:16.49	1:14.56	31	Prutch, Natalie	9 K	59.04	59.26
54	Berliner, Nate	9 CCV	1:26.05	1:15.52	32	Steffen, Millie	10 HVSL	1:03.63	59.37
55	Collier, Tanner	9 HH	1:23.27	1:16.21	33	Keady, Annalice	9 CK	1:08.33	59.46
56	Lee, Austin	9 SG	1:19.84	1:16.48	34	Kuhn, Maddy	10 HFII	1:02.91	59.94
57	Wiederstein, David	10 SG	1:11.03	1:16.95	35	Miles, Harlow	9 HOM	1:04.47	1:00.57
58	Yadlapati, Shaant	9 PRE	1:25.51	1:20.43	36	Seal, Emma	9 HG	1:01.44	1:00.59
--	Moukadem, Adam	10 HHST	1:07.32	DQ	37	Maxwell, Elizabeth	9 BMS	1:00.37	1:00.73
--	Daly, William	10 BF	NT	DQ	38	Pelikan, Abby	10 CK	57.15	1:00.99
--	Lal, Suhaan	10 CCV	1:11.22	DQ	39	Rush, Emerson	10 SG	1:05.16	1:01.87
--	Comegys, Hudson	9 WCII	2:07.68	DQ	40	Hohlen, Grace	9 CK	1:05.02	1:01.96
--	Greis, Easton	10 K	1:06.56	DQ	41	Puster, Harper	9 BMS	1:01.80	1:02.13
--	Borchardt, Oden	10 BF	1:01.59	DQ	42	Rush, Hadley	9 SG	1:09.95	1:02.30
--	Kwan, Ethan	9 WCII	NT	DQ	43	Levine, Mirabelle	9 HHST	1:02.18	1:02.71
--	Mills, Logan	10 BF	NT	DQ	44	Evans, Juliet	10 GO	58.33	1:02.74
--	Edwards, Tre	9 BF	1:19.61	DQ	45	McCarthy, Henley	9 SG	1:08.22	1:02.83
--	Whitenight, William	10 BF	1:06.46	DQ	46	Worster, Evelyn	9 CCV	1:06.82	1:03.21
--	Brown, Trevor	9 BF	1:28.83	DQ	47	Gorski, Marisa	9 HOM	1:06.91	1:04.05
--	Reyes, Leo	9 SG	NT	DQ	48	Hendricks, Raegan	9 HG	1:04.06	1:04.08
--	Endyk, Lewis	10 BF	1:06.60	DQ	49	Crook, Grace	9 HHST	1:08.31	1:04.12
--	Maher, Ty	9 BF	NT	NS	50	Jorgensen, Cali	9 BF	1:04.90	1:04.70
					51	Becker, Paige	10 HHST	1:02.63	1:05.70
					52	Arthur, Campbell	9 SH	1:11.46	1:07.67
					53	Fleming, Molly	10 HOM	1:04.81	1:08.40
					54	Harvey, Savannah	9 SH	1:08.45	1:08.95
					55	Harvey, Molly	9 SH	1:11.38	1:09.63
					56	Dullea, Beth	9 HH	1:11.38	1:09.96
					57	Casey, Elly	9 BF	1:08.80	1:10.44
					58	Weinstein, Olive	9 GO	1:14.73	1:10.45
					59	Gurock, Emma	9 SH	1:21.30	1:10.64
					60	Stafford, Leah	10 CK	1:12.32	1:10.87
					61	Donohue, Louise	10 SP	1:08.61	1:11.52

#54 Girls 9-10 50m Breaststroke

CR	Shannon Doyle		1986	46.17	
Pl	Name	Age Team	Seed	Official	Pts
1	Stefanoudakis, Vivi	10 HHST	43.62	44.46	
2	Gross, Ali	9 WCII	46.58	44.70	
3	Gallegos, TeresaRose	10 CK	47.83	47.64	
4	Byorick, Bryn	10 HF	48.63	47.97	
5	Scaggs, Leighton	10 BMS	48.22	48.05	
6	Marks, Addie	10 CCV	49.18	49.97	

62	Thompson, Molly	9 BF	1:18.37	1:11.96	20	Silva, Luca	10 HOM	43.93	42.34
63	Farrell, Finley	9 HFII	1:13.98	1:12.55	21	Nicks, Victor	9 BF	42.68	42.47
64	Knipp, Caroline	10 HFII	NT	1:12.68	22	Barela, Matt	10 HVSL	42.44	42.71
65	Colander, Lily	9 SG	1:20.51	1:12.72	23	Czuchna, William	10 SG	45.40	42.89
66	Bowman, Emmeline	10 HFII	1:11.58	1:13.24	24	Borchardt, Oden	10 BF	45.14	43.02
67	Sepp, Leighton	9 SG	1:17.38	1:14.63	25	Drautz, Moses	10 SH	48.96	43.23
68	Nash, Brooklyn	9 SG	1:22.06	1:18.07	26	Mundy, Jack	9 CCV	42.92	43.32
69	Airheart, Emery	9 CK	1:37.29	1:18.35	27	Bosler, Asher	9 HVSL	46.13	44.04
70	Tal, Ani	10 SP	1:34.34	1:20.17	28	Keith, Augie	9 K	43.70	44.34
71	Stack, Maude	9 SG	1:32.51	1:22.96	29	Cunningham, Lincoln	9 SP	45.97	45.17
72	Lewis, Londyn	9 HOM	1:58.11	1:53.70	30	Vandusseldorp, August	10 HFII	45.03	45.25
--	Nash, Lexi	9 CCV	1:31.30	DQ	31	Scherer, Luke	10 HFII	46.87	45.49
--	Fitch, Kenzi	9 CK	NT	DQ	32	Newell, Ty	9 HOM	47.20	45.74
--	McMullen, Molly	10 SG	NT	DQ	33	Thomas, Huxton	9 BMS	43.52	45.89
--	Canon, Norah	10 SG	1:39.38	DQ	34	Endyk, Lewis	10 BF	45.70	46.14
--	Carlman, Quinn	10 HVSL	1:16.77	DQ	35	Smith, Kai	10 WCII	47.35	46.16
--	Conrad, Cora	10 HVSL	1:00.33	DQ	36	Dulik, Andrew	10 HOM	48.24	46.64
--	Broussard, Claire	10 FP	NT	DQ	37	Dawkins, River	10 BMS	47.18	46.72
--	Allen, Natalie	10 CCV	1:02.77	DQ	38	Callis, Torin	10 HHST	47.82	47.11
--	Loury, Marlowe	9 HOM	1:01.35	DQ	39	Nelson, Bryce	9 CK	44.77	47.24
--	Carr, Everly	9 SH	59.73	DQ	40	Andryscik, Kaleb	9 HG	48.79	47.26
--	Stansfield, Maddy	9 HOM	1:50.38	DQ	41	Crain, Dillon	10 SG	47.54	47.45
--	Pastian, Piper	9 SH	1:26.37	DQ	42	McFarlen, Tyler	10 CCV	44.27	47.59
--	Vaca, Amaya	10 CCV	1:03.37	DQ	43	Macfarlane, Clayton	9 HH	50.25	47.77
--	Burton, Mae	10 SG	1:01.73	DQ	44	Peterson, Brooks	9 HG	48.72	47.84
--	Ching, Ellis	9 HF	NT	DQ	45	Pino, Anthony	10 BF	50.64	47.87
--	Tafolla, Erin	9 WCII	NT	DQ	46	Dillmuth, Jaxon	10 SG	50.27	48.28
--	Boemke, Tatum	10 WCII	1:05.08	DQ	47	Czuczman, Evan	9 CCV	44.63	48.44
--	Berliner, Hannah	9 CCV	1:13.56	DQ	48	Klepacki, Sebastian	10 K	50.08	49.34
--	Naughton, Emmy	9 CK	1:00.52	DQ	49	Harris, Alden	9 CK	48.36	49.63
--	Dawkins, Scout	10 BMS	57.44	DQ	50	Winiarski, Freddy	10 HOM	51.29	49.85
					51	Hoffelt, Rafe	10 BMS	46.61	49.93
					52	Gordancier, Witten	9 HVSL	52.69	50.04
					53	Leppert, Emmett	9 CCV	51.92	50.16
					54	Geonetta, Ben	10 HFII	49.13	50.76
					55	Moukadem, Adam	10 HHST	49.96	51.00
					56	Lewis, Levi	10 WCII	46.88	51.03
					57	Mundy, Max	9 CCV	49.69	51.65
					58	Easterly, John	9 HVSL	51.40	51.87
					59	Gibson, Bennett	10 HHST	55.72	52.52
					60	Peterson, Finn	10 HOM	55.52	52.60
					61	Collier, Tanner	9 HH	55.51	52.61
					62	Daly, William	10 BF	1:00.82	52.97
					63	Erickson, "Lay-f"	10 BMS	50.38	53.12
					64	Li, Jared	9 CCV	1:03.75	53.24
					65	Germany, Ezra	10 SG	1:02.13	53.27
					66	Miller, Henry	9 K	57.07	53.51
					67	Lee, Austin	9 SG	59.47	53.92
					68	Tierney, James	10 HOM	1:00.94	54.82
					69	McFarland, Charlie	10 WCII	54.86	55.14
					70	Gross, Wyatt	9 WCII	59.70	55.65
					71	Lal, Suhaan	10 CCV	56.50	56.12
					72	Heersink, Oliver	9 WCII	53.60	56.16
					73	Reyes, Leo	9 SG	1:01.09	56.36
					74	Kaufman, Quinn	9 SH	48.83	57.10

#63 Boys 9-10 50m Freestyle

CR	PI	Name	Age	Team	Seed	Official	Pts
		Ryan Reed			1986		34.45
1		Scott, Andrew	10	BF	33.01	33.11	
2		Murray, James	10	SG	36.12	35.40	
3		Moskoff, Charlie	9	CK	37.92	36.96	
4		Maio, Dexter	10	K	37.05	38.43	
5		Platt, Everett	10	HG	38.37	38.90	
6		Buresh, Ben	9	PRE	38.67	39.07	
7		Hager, Saul	10	PRE	39.88	39.12	
8		Saadeh, Zion	10	SP	37.42	39.18	
9		Parsons, Michael	10	HOM	37.90	39.19	
10		Roberts, Chase	9	WCII	44.80	39.73	
11		Olmsted, Matthew	10	K	39.38	40.04	
12		Caulfield, Damian	10	BF	41.07	40.13	
13		Mosesso, Jax	10	BMS	40.56	40.17	
14		Hollyman, Adam	10	HF	44.48	41.14	
15		Lewis, Barrett	10	HOM	41.75	41.28	
16		Dougherty, Gavin	10	CCV	40.27	41.40	
17		Stees, Blake	9	PRE	42.47	41.80	
18		McFerron, Conner	9	BMS	41.62	41.98	
19		Valli, Rayan	10	SP	43.07	42.23	

75	Nelson, Sam	10 BF	59.58	58.36	36	Levine, Mirabelle	9 HHST	48.47	45.85
76	Hiland, Aidan	9 SG	50.60	58.46	37	Becker, Paige	10 HHST	48.22	45.97
77	Greis, Easton	10 K	54.73	58.90	38	Georgelos, Eleni	9 HOM	42.87	46.30
78	Gummelt, Henry	10 HG	1:00.87	59.03	39	Erwin, Eloise	10 PRE	49.21	46.68
79	Whitenight, William	10 BF	1:08.83	59.34	40	Hiemstra, Izzy	9 CCV	51.24	46.77
80	Lessmann, Willy	9 BMS	57.95	59.86	41	Roosa, Morgan	9 HOM	44.15	46.85
81	Howes, Quentin	10 SP	1:04.56	1:00.06	42	Duitsman, Lyla	10 HOM	44.02	47.08
82	Woods, Braden	9 WCII	56.75	1:00.86	43	Carr, Everly	9 SH	51.17	47.58
83	Fouts, Ellis	10 CK	1:03.08	1:01.51	44	Berdine, Abby	9 HG	47.37	47.74
84	Wilson, Hayden	9 CCV	57.48	1:03.62	45	Stafford, Leah	10 CK	48.78	48.13
85	Enthoven, Gerrit	10 CCV	1:02.91	1:03.91	46	Ysusi, Emerson	9 HFII	47.30	48.20
86	Yadlapati, Shaant	9 PRE	1:03.12	1:12.43	47	Arguello, Eva	9 SH	48.77	48.47
87	Comegys, Hudson	9 WCII	1:10.44	1:13.30	48	Evans, Juliet	10 GO	49.61	48.68
88	Salvetti, Kayden	9 SG	1:13.64	1:16.42	49	Hocevar, Hayden	10 WCII	43.82	48.78
89	Kwan, Ethan	9 WCII	1:26.64	1:25.04	50	McInally, Molleigh	9 FP	48.83	49.02

#64 Girls 9-10 50m Freestyle

CK	Chrissy Johnson		1992	34.34					
Pl	Name	Age Team	Seed	Official	Pts				
1	Byorick, Bryn	10 HF	35.28	34.47	56	Steffen, Millie	10 HVSL	52.69	49.54
2	Stefanoudakis, Vivi	10 HHST	36.12	35.74	57	Cahal, Elinor	9 GO	49.10	49.55
3	Borger, Riley	10 WCII	42.58	37.63	58	Burton, Mae	10 SG	52.49	49.82
4	Cook, Addie	10 BF	39.33	38.24	59	Ward, Elouise	9 CCV	49.83	50.18
5	Wright, Anna	10 HFII	39.56	38.83	60	Arthur, Campbell	9 SH	50.57	50.27
6	Gross, Ali	9 WCII	40.46	39.04	61	Edwards, Sadie	9 BF	52.32	50.45
7	OConnor, Jovie	10 SG	40.28	39.12	62	Singhofen, Lindley	10 HOM	54.61	50.51
8	Brown, Rylee	9 BF	40.26	40.75	63	Miller, Paige	10 HOM	50.28	50.55
9	VanOrman, Jane	10 SG	45.46	40.98	64	Conrad, Cora	10 HVSL	48.84	50.86
10	Scaggs, Leighton	10 BMS	40.22	41.25	65*	Loury, Marlowe	9 HOM	55.48	51.09
11	Orr, Hope	10 HF	41.07	41.44	65*	Levy, Sophia	10 BF	51.11	51.09
12	Johnson, Izzy	9 K	40.12	41.76	67	Lucius, Ava	9 HH	51.48	51.23
13	Radke, Reese	10 SP	40.78	41.79	68	Edson, Rachel	10 HF	50.39	51.37
14*	Carroll, Eden	10 HOM	41.07	42.01	69	O'Connor, Olivia	9 PRE	51.25	51.47
14*	Dietrich, Aven	9 CK	41.36	42.01	70	Harvey, Molly	9 SH	57.93	51.93
16	Lemorande, Vivian	10 BMS	41.43	42.02	71	Baker, Evelyn	9 BF	58.54	51.98
17	Leinwand, Marin	10 HOM	43.76	42.06	72	Puster, Harper	9 BMS	53.43	52.61
18	Dawkins, Scout	10 BMS	45.21	42.20	73	Anderson, Amelia	9 HOM	51.92	52.70
19	Pineda, Lisette	10 HHST	42.91	42.25	74	Tal, Ani	10 SP	51.87	53.05
20	Detampel, Maddie	9 CCV	42.85	42.38	75	Salwicz, Annabelle	9 CCV	1:00.31	53.23
21	Boyle, Stella	10 HG	43.58	42.60	76	Broussard, Claire	10 FP	50.53	53.54
22	Bontrager, Halle	10 HVSL	42.29	42.67	77	Stokes, Ada	10 SG	56.31	53.78
23	Boemke, Tatum	10 WCII	40.86	42.70	78	Fung, Mary Bea	9 HF	58.93	54.08
24	Hogan, Sienna	9 HOM	43.54	43.28	79	Rush, Hadley	9 SG	1:00.98	54.13
25	Dodson, Avery	10 CK	42.40	43.64	80	Airheart, Emery	9 CK	52.52	54.88
26	Hester, Paige	10 FP	45.30	43.71	81	Crass, Elsie	9 BMS	56.53	55.52
27	Bond, Ruby	10 BF	41.48	44.12	82	Harvey, Savannah	9 SH	53.26	56.63
28	Kaptain, Devyn	10 HOM	44.68	44.23	83	Dullea, Beth	9 HH	54.48	56.75
29	McDonald, Lucy	10 SG	47.33	44.36	84	Weinstein, Olive	9 GO	1:02.09	57.06
30	Cottingham, Lux	10 HFII	47.00	44.93	85	Edwards, Kylie	9 BF	57.16	57.56
31	Borger, Josie	9 WCII	45.90	45.09	86	Bowman, Emmeline	10 HFII	59.26	57.68
32	Bradow, Elaina	9 HG	47.19	45.14	87	Hendricks, Raegan	9 HG	58.26	58.01
33	Peavler, Reagan	10 BF	45.80	45.45	88	Sweeney, Claire	9 K	1:00.18	58.29
34	McCarthy, Henley	9 SG	46.02	45.51	89	Hansen, Vayda	10 K	1:02.02	59.36
35	Beaudreau, Sienna	9 SG	46.92	45.52	90	Gorski, Marisa	9 HOM	1:06.83	59.44

91	Seal, Emma	9 HG	1:04.56	1:00.53
92	Larkin, Sophie	9 BF	59.91	1:00.71
93	Nash, Lexi	9 CCV	NT	1:01.11
94	Berliner, Hannah	9 CCV	53.92	1:01.87
95	Pastian, Piper	9 SH	1:02.79	1:01.98
96	Miles, Harlow	9 HOM	1:02.41	1:03.28
97	Ching, Ellis	9 HF	1:05.78	1:03.30
98	Spiecker, Vivienne	10 HVSL	55.62	1:03.53
99	Naughton, Emmy	9 CK	1:04.05	1:04.41
100	Gurock, Emma	9 SH	1:09.65	1:04.45
101	Canon, Norah	10 SG	1:09.57	1:04.97
102	Fitch, Kenzi	9 CK	59.87	1:05.82
103	Lewis, Londyn	9 HOM	58.37	1:05.89
104	McMullen, Molly	10 SG	1:06.12	1:06.80
105	Nash, Brooklyn	9 SG	1:07.39	1:07.70
106	Crook, Grace	9 HHST	1:06.06	1:09.81
107	Graziul, Harper	9 BF	1:21.59	1:09.82
108	Worster, Evelyn	9 CCV	1:11.86	1:10.72
109	Colander, Lily	9 SG	1:06.47	1:10.79
110	Lord, Lyla	10 SG	1:15.27	1:11.75
111	Stack, Maude	9 SG	1:29.89	1:15.14
112	Stansfield, Maddy	9 HOM	1:18.78	1:16.82
113	Keady, Annalice	9 CK	1:19.95	1:17.39
114	Tafolla, Erin	9 WCII	1:22.23	1:26.52
--	Kennedy, Ivy	9 HF	1:02.25	NS

#73 Boys 9-10 100m Individual Medley

 Finn Ahl-Hinson 2017 1:28.25
Cherry Knolls Swim Team

Pl	Name	Age Team	Seed	Official	Pts
1	Scott, Andrew	10 BF	1:25.33	1:24.18	
2	Jones, Graham	9 CCV	1:35.93	1:31.01	
3	Gao, Cody	10 CCV	1:36.89	1:35.08	
4	Atchity, Nolan	10 HHST	1:37.03	1:37.77	
5	Murray, James	10 SG	1:41.19	1:38.17	
6	Hilst, Milo	9 CK	1:42.50	1:40.31	
7	Shuter, Luke	10 WCII	1:50.35	1:44.02	
8	Saadeh, Zion	10 SP	1:44.84	1:45.54	
9	Salzbrenner, Rory	9 SG	1:48.61	1:46.20	
10	Buresh, Ben	9 PRE	1:46.68	1:46.95	
11	Lewis, Barrett	10 HOM	1:51.95	1:48.23	
12	Olmsted, Matthew	10 K	1:43.38	1:48.25	
13	Nadji, Cyrus	10 PRE	1:55.78	1:48.48	
14	Miller, Nolan	10 CCV	1:55.97	1:49.44	
15	Parsons, Michael	10 HOM	1:43.92	1:50.77	
16	Taussig, Amos	9 SG	1:53.41	1:53.73	
17	Fox, Landon	9 SG	1:55.98	1:54.05	
18	Keith, Augie	9 K	1:55.76	1:54.13	
19	Braun, Levi	9 BMS	1:58.96	1:54.79	
20	McFerron, Conner	9 BMS	2:00.17	1:55.81	
21	Stees, Blake	9 PRE	2:07.53	1:56.48	
22	Dowler, Greyson	9 SH	2:08.23	2:00.67	
23	Lee, Andy	10 HOM	2:00.73	2:00.93	
24	Czuchna, William	10 SG	2:07.01	2:03.26	

25	Webster, Emmett	10 CK	2:13.37	2:03.31
26	Ryan, Avett	10 CK	2:05.65	2:03.35
27	Mundy, Max	9 CCV	2:12.43	2:07.09
28	Czuczman, Evan	9 CCV	2:05.59	2:07.39
29	Mundy, Jack	9 CCV	2:14.40	2:10.21
30	Vander Lugt, Reese	9 CCV	2:22.50	2:13.36
31	Gordaniar, Witten	9 HVSL	2:19.16	2:13.46
32	Edwards, Tre	9 BF	2:18.95	2:15.76
33	Royal, Danny	9 WCII	2:38.21	2:16.82
34	Lewis, Levi	10 WCII	2:37.02	2:36.00
--	Hoffelt, Rafe	10 BMS	2:09.04	DQ
--	Parker, Owen	10 SG	1:41.08	DQ
--	Hess, William	9 CK	NT	DQ
--	Leppert, Emmett	9 CCV	2:17.15	DQ
--	Peterson, Brooks	9 HG	2:25.35	DQ
--	Nelson, Sam	10 BF	NT	DQ
--	Hollyman, Adam	10 HF	1:51.43	DQ

#74 Girls 9-10 100m Individual Medley

Pl	Name	Age Team	Seed	Official	Pts
	Chrissy Johnson		1992	1:26.90	
1	Cuthbert, Poppy	10 BF	1:32.52	1:31.77	
2	Koldewyn, Claire	10 HG	1:35.07	1:32.50	
3	Borger, Riley	10 WCII	1:37.66	1:33.46	
4	Gross, Ali	9 WCII	1:37.78	1:36.31	
5	Gallegos, TeresaRose	10 CK	1:37.70	1:36.94	
6	Marks, Addie	10 CCV	1:38.98	1:37.25	
7	Leuchtmann, Tessa	10 WCII	1:41.28	1:40.04	
8	Cook, Addie	10 BF	1:41.44	1:44.38	
9	Lemorande, Vivian	10 BMS	1:51.71	1:45.25	
10	VanOrman, Jane	10 SG	1:50.30	1:46.13	
11	Welsh, Cora	9 HOM	1:45.53	1:46.90	
12	Apel, Hayden	10 CCV	NT	1:50.05	
13	McKee, Jane	9 GO	1:53.91	1:50.27	
14	Orr, Hope	10 HF	1:48.52	1:50.63	
15	Harrison, Kaylee	10 HG	1:53.60	1:51.94	
16	Bontrager, Halle	10 HVSL	1:58.67	1:52.02	
17	Pineda, Lisette	10 HHST	1:53.76	1:52.77	
18	Berdine, Abby	9 HG	2:00.36	1:57.16	
19	Crass, Hazel	10 BMS	1:48.33	1:57.70	
20	Dunn, Beatrice	9 GO	2:07.42	1:58.39	
21	Kaptain, Devyn	10 HOM	2:05.87	1:58.83	
22	Bryson, Sabrina	10 SP	2:04.22	1:58.89	
23	Briney, Leilah	10 HVSL	2:01.58	1:59.54	
24	DiPaolo, Grey	9 HOM	1:57.22	1:59.73	
25	Gzym, Sofia	9 SP	2:03.85	2:02.69	
26	Fleming, Molly	10 HOM	2:09.45	2:03.27	
27	Blackburn, Skylar	10 HOM	2:05.88	2:03.54	
28	Donohue, Louise	10 SP	2:24.91	2:04.87	
29	Cahal, Elinor	9 GO	2:41.90	2:04.90	
30	Fox, Mackinzie	9 WCII	2:16.04	2:07.37	
31	Vaca, Amaya	10 CCV	2:14.20	2:08.08	
32	Evans, Juliet	10 GO	2:15.75	2:09.06	
33*	O'Keefe, Bea	9 PRE	2:13.73	2:09.54	

33*	Thompson, Molly	9 BF	2:08.84	2:09.54
35	Steffen, Millie	10 HVSL	2:12.18	2:09.75
36	Martinez, Eva	9 K	2:13.95	2:09.79
37	Goodrum, Aven	10 SH	2:04.36	2:10.17
38	Abeloe, Grace	10 SG	2:14.91	2:10.66
39	Salwiz, Annabelle	9 CCV	2:14.72	2:12.56
40	Allen, Natalie	10 CCV	2:13.10	2:12.66
41	McHugh, Tess	9 HHST	2:16.76	2:14.49
42	Arguello, Eva	9 SH	2:28.17	2:15.76
43	Hendricks, Raegan	9 HG	2:29.23	2:19.73
44	Hohlen, Grace	9 CK	2:22.70	2:23.73
45	Lucius, Ava	9 HH	2:22.25	2:24.93
46	Casey, Elly	9 BF	NT	2:26.68
47	Edwards, Sadie	9 BF	NT	2:41.12
48	Bowman, Emmeline	10 HFII	2:49.83	2:46.49
--	Fung, Mary Bea	9 HF	2:35.24	DQ
--	Sabey, Brynn	10 SG	NT	DQ
--	Larson, MJ	9 HH	2:30.30	DQ
--	Edwards, Kylie	9 BF	NT	DQ

#83 Boys 9-10 200m Freestyle Relay

Cherry Knolls Swim Team 2002 2:34.79
A.Ronald, C.Ratterman, D.Leary, K.Schnacke

Pl	Team	Relay	Seed	Official	Pts
1	CCV Vikings	A CCV	2:35.40	2:40.01	
	1) Jones, Graham (9)	2) Guo, Anyon (10)			
	3) Dougherty, Gavin (10)	4) Gao, Cody (10)			
2	SG Stingrays	A SG	2:46.01	2:41.77	
	1) Parker, Owen (10)	2) Salzbrenner, Rory (9)			
	3) Czuchna, William (10)	4) Murray, James (10)			
3	HOM Hurricanes	A HOM	2:48.79	2:44.99	
	1) Lewis, Barrett (10)	2) Weik, Duke (9)			
	3) Silva, Luca (10)	4) Parsons, Michael (10)			
4	Ben Franklin	A BF	2:41.90	2:45.50	
	1) Caulfield, Damian (10)	2) Borchardt, Oden (10)			
	3) Nicks, Victor (9)	4) Scott, Andrew (10)			
5	Cherry Knolls	A CK	2:46.61	2:46.28	
	1) Hilst, Milo (9)	2) Moskoff, Jack (10)			
	3) Nelson, Bryce (9)	4) Moskoff, Charlie (9)			
6	WCII Wahoos	A WCII	2:57.96	2:51.23	
	1) Roberts, Chase (9)	2) Smith, Kai (10)			
	3) Lewis, Levi (10)	4) Shuter, Luke (10)			
7	Bow MarS Sharks	A BMS	2:50.51	2:51.52	
	1) McFerron, Conner (9)	2) Braun, Levi (9)			
	3) Thomas, Huxton (9)	4) Mosesso, Jax (10)			
8	Knolls Tsunami	A K	2:50.21	2:52.29	
	1) Olmsted, Matthew (10)	2) Klepacki, Sebastian (10)			
	3) Keith, Augie (9)	4) Maio, Dexter (10)			
9	PreservePiranhas	A PRE	3:40.09	2:54.27	
	1) Nadji, Cyrus (10)	2) Stees, Blake (9)			
	3) Hager, Saul (10)	4) Buresh, Ben (9)			
10	HOM Hurricanes	B HOM	3:18.69	3:04.91	
	1) Lee, Andy (10)	2) Dulik, Andrew (10)			
	3) Peterson, Finn (10)	4) Newell, Ty (9)			

11	HFII Barracudas	A HFII	3:04.99	3:05.18
	1) Vandusseldorp, August (10)	2) Scherer, Luke (10)		
	3) Geonetta, Ben (10)	4) Kim, JD (10)		
12	HVSL	A HVSL	3:12.66	3:06.34
	1) Bosler, Asher (9)	2) Easterly, John (9)		
	3) Gordanier, Witten (9)	4) Barela, Matt (10)		
13	SP Dolphins	A SP	3:11.02	3:07.54
	1) Valli, Rayan (10)	2) Howes, Quentin (10)		
	3) Cunningham, Lincoln (9)	4) Saadeh, Zion (10)		
14	CCV Vikings	B CCV	2:56.69	3:08.04
	1) McFarland, Tyler (10)	2) Miller, Nolan (10)		
	3) Czuczman, Evan (9)	4) Mundy, Jack (9)		
15	Heritage Greens	A HG	3:03.78	3:09.32
	1) Andryscik, Kaleb (9)	2) Herndon, Weston (10)		
	3) Connor, Jack (10)	4) Platt, Everett (10)		
16	SG Stingrays	B SG	NT	3:11.13
	1) Dillmuth, Jaxon (10)	2) Taussig, Amos (9)		
	3) Fox, Landon (9)	4) Crain, Dillon (10)		
17	HHST Hurricanes	A HHST	3:12.33	3:14.98
	1) Callis, Torin (10)	2) Gibson, Bennett (10)		
	3) Moukadem, Adam (10)	4) Atchity, Nolan (10)		
18	Cherry Knolls	B CK	3:06.72	3:15.59
	1) Hess, William (9)	2) Webster, Emmett (10)		
	3) Harris, Alden (9)	4) Ryan, Avett (10)		
19	Bow MarS Sharks	B BMS	3:22.12	3:22.82
	1) Dawkins, River (10)	2) Lessmann, Willy (9)		
	3) Erickson, "Lay-f" (10)	4) Hoffelt, Rafe (10)		
20	SundanceSailfish	A SH	3:33.31	3:26.11
	1) Kaufman, Quinn (9)	2) Erb, Ellis (10)		
	3) Drautz, Moses (10)	4) Dowler, Greyson (9)		
21	Ben Franklin	B BF	3:27.85	3:35.33
	1) Pino, Anthony (10)	2) Nelson, Sam (10)		
	3) Edwards, Tre (9)	4) Endyk, Lewis (10)		
22	SG Stingrays	C SG	3:46.47	3:44.34
	1) Wiederstein, David (10)	2) Lee, Austin (9)		
	3) Germany, Ezra (10)	4) Hiland, Aidan (9)		
23	CCV Vikings	C CCV	3:35.59	3:55.98
	1) Leppert, Emmett (9)	2) Wilson, Hayden (9)		
	3) Lal, Suhaan (10)	4) Mundy, Max (9)		
--	WCII Wahoos	B WCII	3:42.92	DQ
	1) McFarland, Charlie (10)	2) Royal, Danny (9)		
	3) Woods, Braden (9)	4) Heersink, Oliver (9)		

#84 Girls 9-10 200m Freestyle Relay

S.Doyle, K.Hoover, R.Kinnevy, M.Wiedmaier 1986 2:31.09

Pl	Team	Relay	Seed	Official	Pts
1	WCII Wahoos	A WCII	2:43.95	2:41.29	
	1) Gross, Ali (9)	2) Borger, Riley (10)			
	3) Boemke, Tatum (10)	4) Leuchtman, Tessa (10)			
2	Ben Franklin	A BF	2:38.52	2:44.72	
	1) Cook, Addie (10)	2) Bond, Ruby (10)			
	3) Brown, Rylee (9)	4) Cuthbert, Poppy (10)			

3	HOM Hurricanes	A HOM	2:48.55	2:45.66	17	HVSL	A HVSL	3:11.66	3:17.23
	1) Carroll, Eden (10)		2) Leinwand, Marin (10)			1) Conrad, Cora (10)		2) Carlman, Quinn (10)	
	3) Hogan, Sienna (9)		4) Welsh, Cora (9)			3) Briney, Leilah (10)		4) Bontrager, Halle (10)	
4	SG Stingrays	A SG	2:55.49	2:50.12	18	Forest Park	A FP	3:15.99	3:22.74
	1) Sabey, Brynn (10)		2) VanOrman, Jane (10)			1) McInally, Molleigh (9)		2) Schafer, Chloe (9)	
	3) McCarthy, Henley (9)		4) OConnor, Jovie (10)			3) Broussard, Claire (10)		4) Hester, Paige (10)	
5	Homestead Farm	A HF	2:43.83	2:51.81	19	Ben Franklin	B BF	3:19.17	3:24.27
	1) Orr, Hope (10)		2) Edson, Rachel (10)			1) Thompson, Molly (9)		2) Edwards, Sadie (9)	
	3) Oliver, Jordan (9)		4) Byorick, Bryn (10)			3) Levy, Sophia (10)		4) Peavler, Reagan (10)	
6	Heritage Greens	A HG	2:54.59	2:53.68	20	SundanceSailfish	A SH	3:16.73	3:24.58
	1) Boyless, Stella (10)		2) Bradow, Elaina (9)			1) Arguello, Eva (9)		2) Carr, Everly (9)	
	3) Harrison, Kaylee (10)		4) Koldewyn, Claire (10)			3) Arthur, Campbell (9)		4) Carr, Adelie (10)	
7	HHST Hurricanes	A HHST	2:55.72	2:56.93	21	Knolls Tsunami	A K	3:29.86	3:33.63
	1) Pineda, Lisette (10)		2) Levine, Mirabelle (9)			1) Prutch, Natalie (9)		2) Sweeney, Claire (9)	
	3) Becker, Paige (10)		4) Stefanoudakis, Vivi (10)			3) Martinez, Eva (9)		4) Johnson, Izzy (9)	
8	Cherry Knolls	A CK	2:54.98	2:57.00	22	CCV Vikings	B CCV	3:30.37	3:36.10
	1) Dodson, Avery (10)		2) Gallegos, TeresaRose (10)			1) Hiemstra, Izzy (9)		2) Salwicz, Annabelle (9)	
	3) Stafford, Leah (10)		4) Dietrich, Aven (9)			3) Allen, Natalie (10)		4) Berliner, Hannah (9)	
9	Bow MarS Sharks	A BMS	2:53.51	2:57.14	23	WCII Wahoos	B WCII	3:40.57	3:42.39
	1) Lemorande, Vivian (10)		2) Crass, Hazel (10)			1) Borger, Josie (9)		2) Tafolla, Erin (9)	
	3) Dawkins, Scout (10)		4) Scaggs, Leighton (10)			3) Fox, Mackinzie (9)		4) Hocevar, Hayden (10)	
10	HOM Hurricanes	C HOM	3:11.73	3:01.53	24	SundanceSailfish	B SH	3:45.78	3:47.13
	1) Georgelos, Eleni (9)		2) Miller, Paige (10)			1) Harvey, Savannah (9)		2) Pastian, Piper (9)	
	3) Fleming, Molly (10)		4) Blackburn, Skylar (10)			3) Harvey, Molly (9)		4) Goodrum, Aven (10)	
11	CCV Vikings	A CCV	3:01.96	3:02.38	25	Ben Franklin	C BF	3:55.96	3:47.60
	1) Detampel, Maddie (9)		2) Apel, Hayden (10)			1) Edwards, Kylie (9)		2) Graziul, Harper (9)	
	3) Ward, Elouise (9)		4) Marks, Addie (10)			3) Baker, Evelyn (9)		4) Casey, Elly (9)	
12	SG Stingrays	B SG	3:17.90	3:05.74	26	HFII Barracudas	B HFII	3:52.14	3:53.09
	1) McDonald, Lucy (10)		2) Rush, Emerson (10)			1) Farrell, Finley (9)		2) Bowman, Emmeline (10)	
	3) Burton, Mae (10)		4) Beaudreau, Sienna (9)			3) Trujillo, Finley (9)		4) Knipp, Caroline (10)	
13	HOM Hurricanes	B HOM	2:57.81	3:06.64	27	SG Stingrays	C SG	3:49.46	3:57.42
	1) Roosa, Morgan (9)		2) DiPaolo, Grey (9)			1) Stokes, Ada (10)		2) Lord, Lyla (10)	
	3) Kaptain, Devyn (10)		4) Duitsman, Lyla (10)			3) Rush, Hadley (9)		4) Abeloe, Grace (10)	
14	SP Dolphins	A SP	3:17.24	3:07.34	28	HOM Hurricanes	D HOM	4:19.94	4:04.38
	1) Gzym, Sofia (9)		2) Donohue, Louise (10)			1) Miles, Harlow (9)		2) Stansfield, Maddy (9)	
	3) Bryson, Sabrina (10)		4) Radke, Reese (10)			3) Gorski, Marisa (9)		4) Anderson, Amelia (9)	
15	HFII Barracudas	A HFII	3:01.24	3:10.28	29	Cherry Knolls	B CK	4:00.43	4:10.11
	1) Cottingham, Lux (10)		2) Ysusi, Emerson (9)			1) Fitch, Kenzi (9)		2) Pelikan, Abby (10)	
	3) Kuhn, Maddy (10)		4) Wright, Anna (10)			3) Naughton, Emmy (9)		4) Airheart, Emery (9)	
16	GO Gators	A GO	3:17.45	3:10.62					
	1) McKee, Jane (9)		2) Cahal, Elinor (9)						
	3) Evans, Juliet (10)		4) Dunn, Beatrice (9)						