

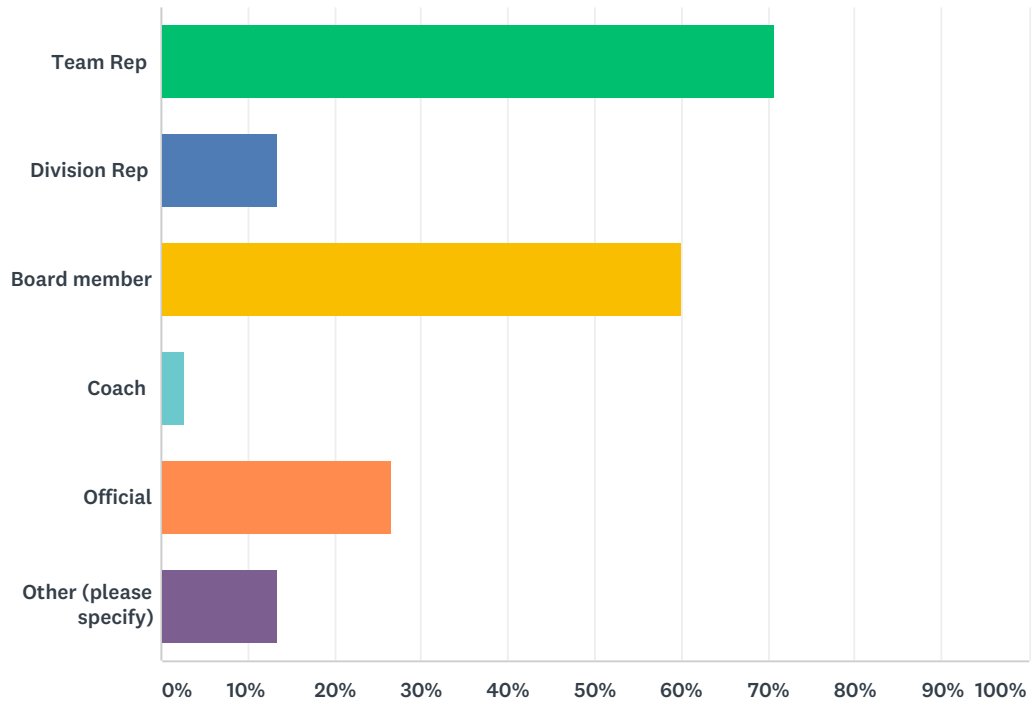
## Q1 Respondent Information

Answered: 75 Skipped: 0

| ANSWER CHOICES         | RESPONSES |    |
|------------------------|-----------|----|
| Name (first, last)     | 100.00%   | 75 |
| Swim Team Abbreviation | 100.00%   | 75 |
| Role on team           | 0.00%     | 0  |
| Address 2              | 0.00%     | 0  |
| City/Town              | 0.00%     | 0  |
| State/Province         | 0.00%     | 0  |
| ZIP/Postal Code        | 0.00%     | 0  |
| Country                | 0.00%     | 0  |
| Email Address          | 100.00%   | 75 |
| Contact Phone Number   | 100.00%   | 75 |

## Q2 What was your Role on your team for the 2018 season?

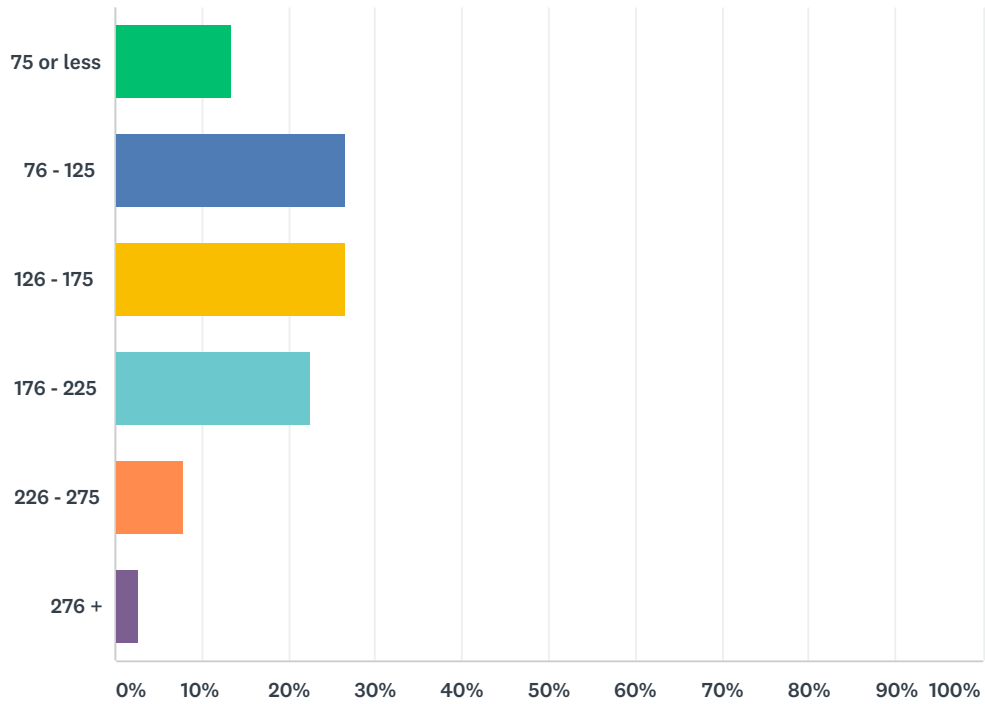
Answered: 75 Skipped: 0



| ANSWER CHOICES         | RESPONSES |    |
|------------------------|-----------|----|
| Team Rep               | 70.67%    | 53 |
| Division Rep           | 13.33%    | 10 |
| Board member           | 60.00%    | 45 |
| Coach                  | 2.67%     | 2  |
| Official               | 26.67%    | 20 |
| Other (please specify) | 13.33%    | 10 |
| Total Respondents: 75  |           |    |

### Q3 How many swimmers were on your team for the 2018 season?

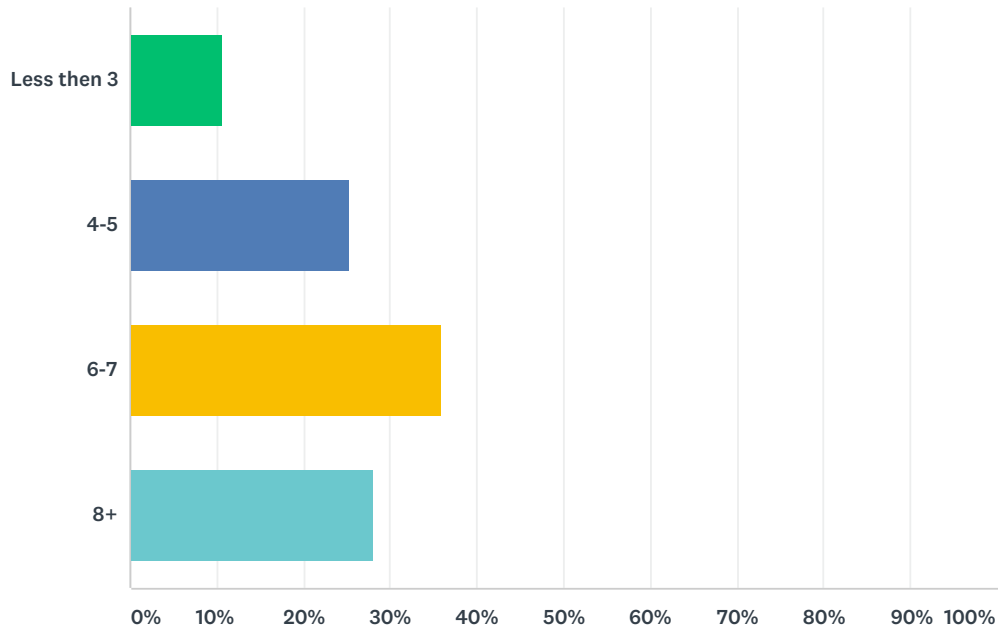
Answered: 75 Skipped: 0



| ANSWER CHOICES | RESPONSES |           |
|----------------|-----------|-----------|
| 75 or less     | 13.33%    | 10        |
| 76 - 125       | 26.67%    | 20        |
| 126 - 175      | 26.67%    | 20        |
| 176 - 225      | 22.67%    | 17        |
| 226 - 275      | 8.00%     | 6         |
| 276 +          | 2.67%     | 2         |
| <b>TOTAL</b>   |           | <b>75</b> |

### Q4 How many voting Board Members does your team have?

Answered: 75 Skipped: 0



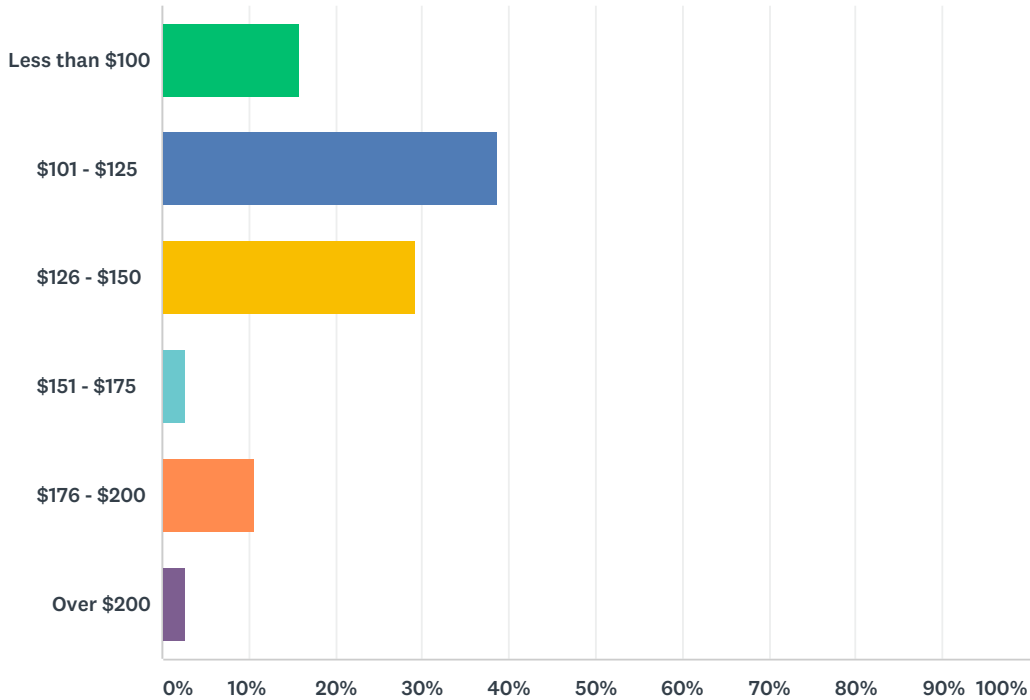
| ANSWER CHOICES | RESPONSES |    |
|----------------|-----------|----|
| Less than 3    | 10.67%    | 8  |
| 4-5            | 25.33%    | 19 |
| 6-7            | 36.00%    | 27 |
| 8+             | 28.00%    | 21 |
| TOTAL          |           | 75 |

**Q5 Does your Division for Divisionals have a time standard to compete in the Divisional meet? If yes, Why?**

Answered: 73 Skipped: 2

**Q6 What was the average dues amount paid per swimmer on your team last year? (Note: the simplest method to get this is to divide your total dues by swimmer count).**

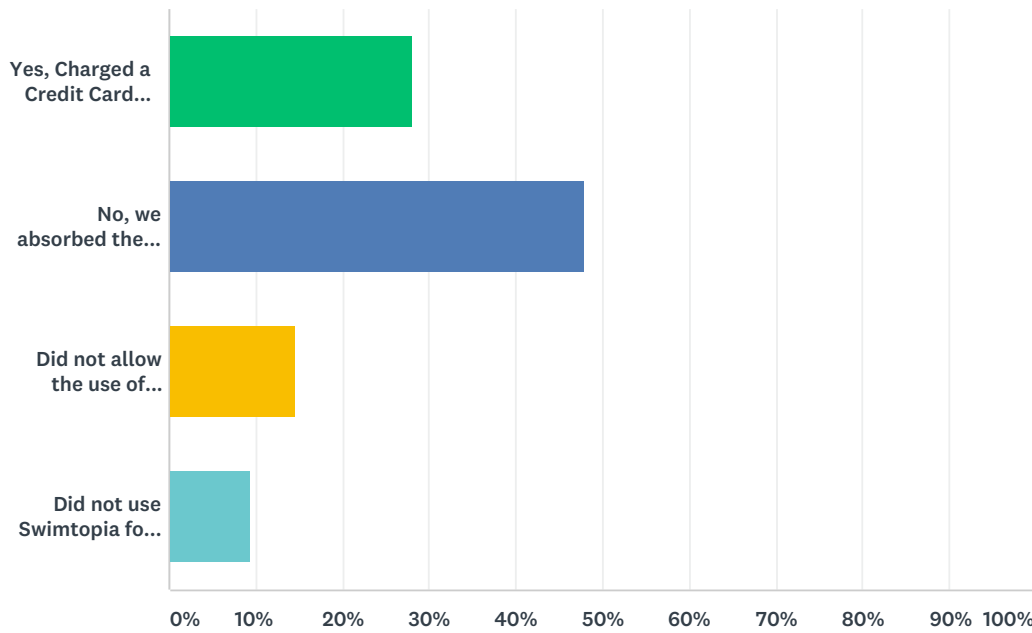
Answered: 75 Skipped: 0



| ANSWER CHOICES  | RESPONSES |           |
|-----------------|-----------|-----------|
| Less than \$100 | 16.00%    | 12        |
| \$101 - \$125   | 38.67%    | 29        |
| \$126 - \$150   | 29.33%    | 22        |
| \$151 - \$175   | 2.67%     | 2         |
| \$176 - \$200   | 10.67%    | 8         |
| Over \$200      | 2.67%     | 2         |
| <b>TOTAL</b>    |           | <b>75</b> |

### Q7 If you used Swimtopia for registration, Did you charge a convenience fee?

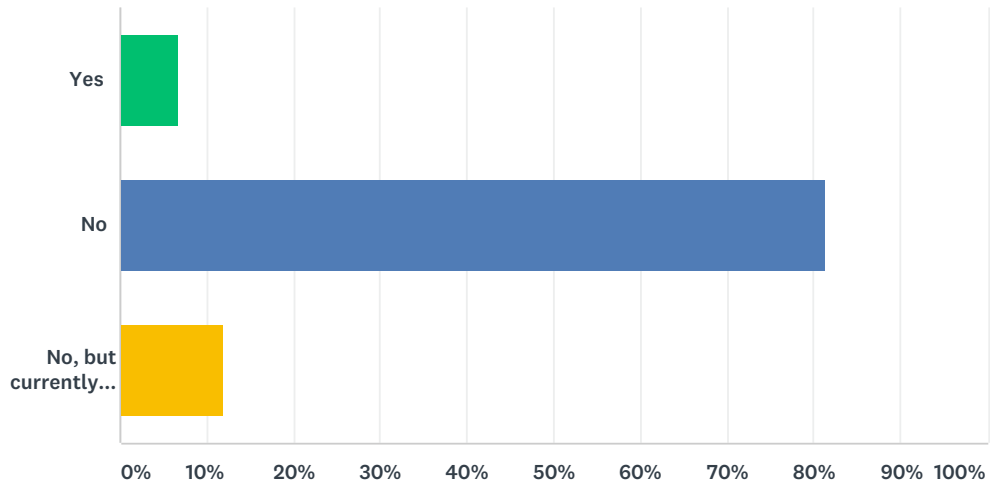
Answered: 75 Skipped: 0



| ANSWER CHOICES                             | RESPONSES |           |
|--|-----------|-----------|
| Yes, Charged a Credit Card convenience fee | 28.00%    | 21        |
| No, we absorbed the fee to the team        | 48.00%    | 36        |
| Did not allow the use of Credit Card       | 14.67%    | 11        |
| Did not use Swimtopia for registration     | 9.33%     | 7         |
| <b>TOTAL</b>                               |           | <b>75</b> |

### Q8 Does your team carry Board and Officer Insurance?

Answered: 75 Skipped: 0

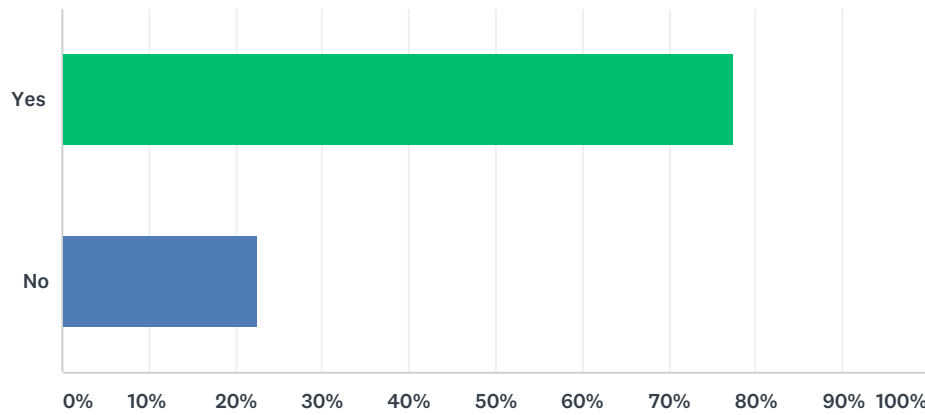


| ANSWER CHOICES   | RESPONSES |           |
|--|-----------|-----------|
| Yes  | 6.67%     | 5         |
| No   | 81.33%    | 61        |
| No, but currently looking into this type of Insurance. | 12.00%    | 9         |
| <b>TOTAL</b>   |           | <b>75</b> |



### Q9 Does your team give out Participation Medals to all swimmers on your roster?

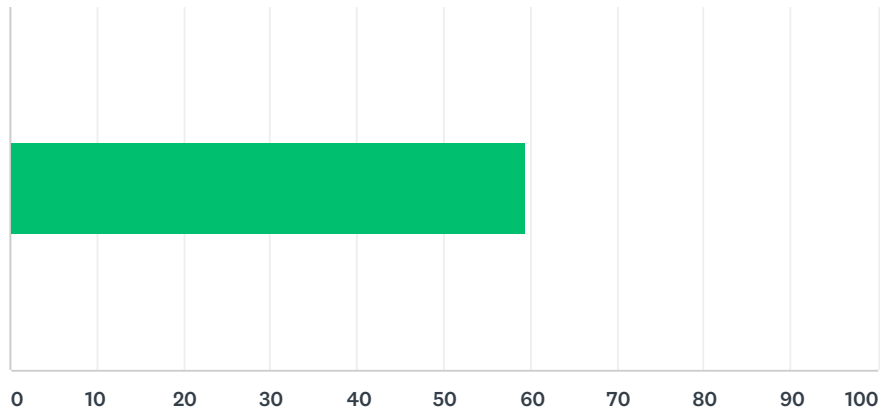
Answered: 75 Skipped: 0



| ANSWER CHOICES | RESPONSES |    |
|----------------|-----------|----|
| Yes            | 77.33%    | 58 |
| No             | 22.67%    | 17 |
| TOTAL          |           | 75 |

# Q10 How would you rate the Transition from Swim-Team.us to Swimtopia?

Answered: 75 Skipped: 0



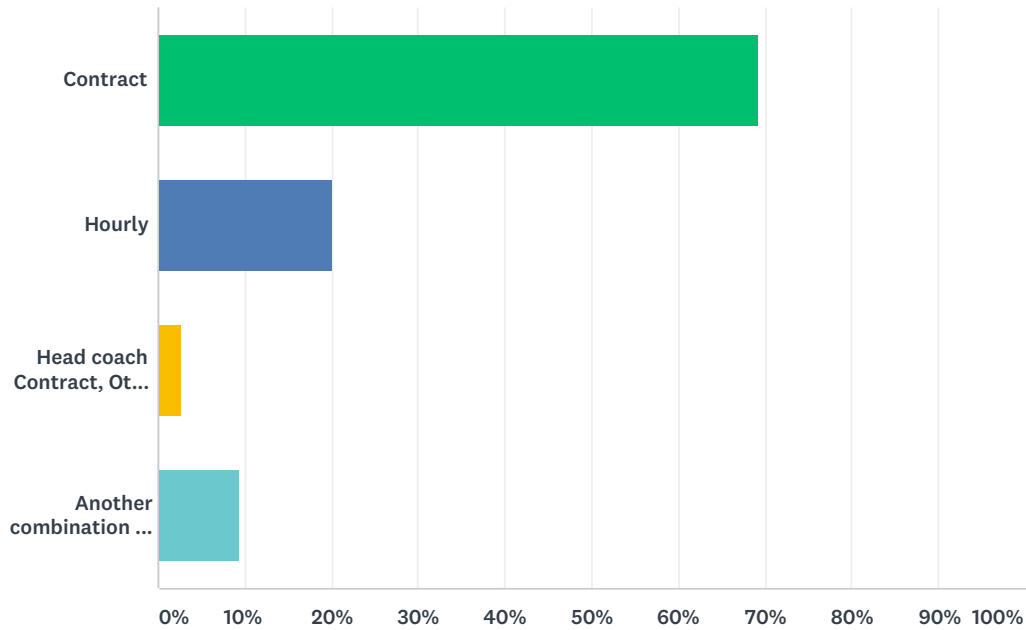
| ANSWER CHOICES        | AVERAGE NUMBER | TOTAL NUMBER | RESPONSES |
|-----------------------|----------------|--------------|-----------|
|                       | 59             | 4,451        | 75        |
| Total Respondents: 75 |                |              |           |

## Q11 Does your team attend Mid Season Invitationals? If no, Why?

Answered: 75 Skipped: 0

### Q12 How were your coaches paid?

Answered: 75 Skipped: 0



| ANSWER CHOICES                            | RESPONSES |    |
|---|-----------|----|
| Contract                                  | 69.33%    | 52 |
| Hourly                                    | 20.00%    | 15 |
| Head coach Contract, Other coaches Hourly | 2.67%     | 2  |
| Another combination of Contract & Hourly  | 9.33%     | 7  |
| Total Respondents: 75                     |           |    |

### Q13 What was your team's first day of practice this year? (MM/DD/YYYY)

Answered: 75 Skipped: 0

| ANSWER CHOICES | RESPONSES  |
|----------------|------------|
| Date / Time    | 100.00% 75 |

## Q14 Doing Concessions at your Home Meets, what items are your biggest moneymakers for your team?

Answered: 67 Skipped: 8

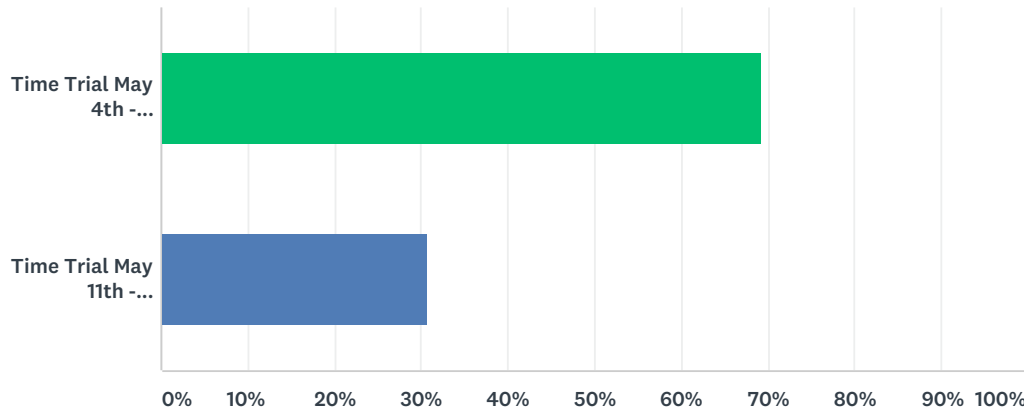
### Q15 What was the date of your last organized team function for 2018? (MM/DD/YYYY)

Answered: 75 Skipped: 0

| ANSWER CHOICES | RESPONSES |    |
|----------------|-----------|----|
| Date / Time    | 100.00%   | 75 |

### Q16 What Schedule would you prefer for the 2019 Season?

Answered: 75 Skipped: 0

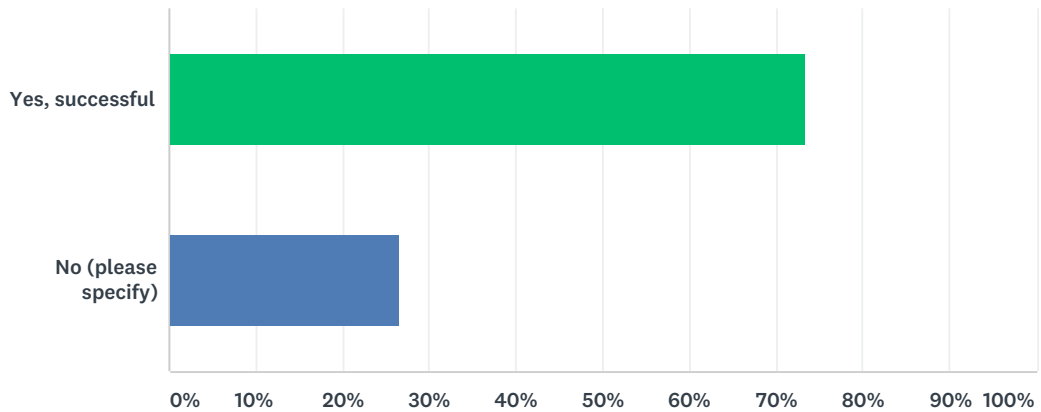


| ANSWER CHOICES  | RESPONSES |           |
|---|-----------|-----------|
| Time Trial May 4th - Divisionals June 15th - Post Season Invitationals June 22nd & 23rd       | 69.33%    | 52        |
| Time Trial May 11th - Divisionals June 22nd - Post Season Invitationals June 29th & June 30th | 30.67%    | 23        |
| <b>TOTAL</b>  |           | <b>75</b> |



Q17 Last year, due to insufficient indoor water, NWAL actively managed the indoor divisional pool process with a committee. Would you agree this was largely successful or if not, how would you suggest improvements be made?

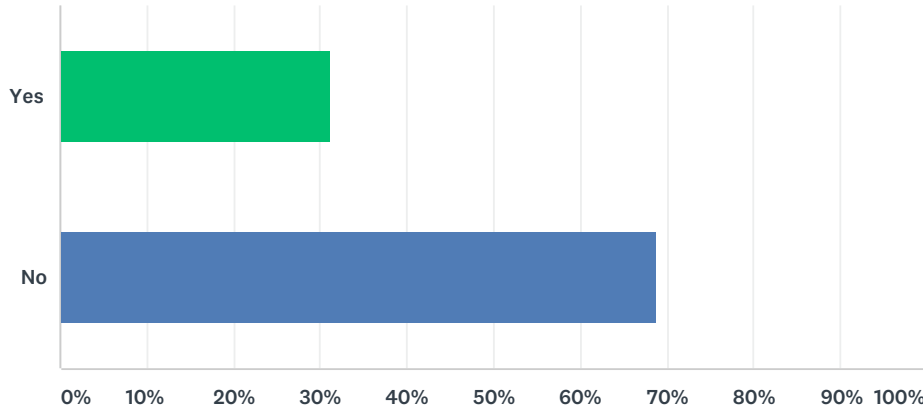
Answered: 75 Skipped: 0



| ANSWER CHOICES      | RESPONSES |
|---------------------|-----------|
| Yes, successful     | 73.33% 55 |
| No (please specify) | 26.67% 20 |
| TOTAL               | 75        |

### Q18 Did your team sell Heat Sheets this season?

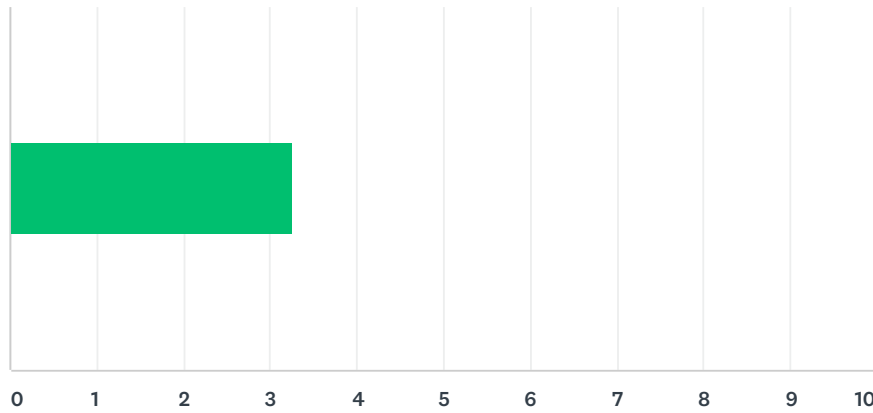
Answered: 74 Skipped: 1



| ANSWER CHOICES | RESPONSES |    |
|----------------|-----------|----|
| Yes            | 31.08%    | 23 |
| No             | 68.92%    | 51 |
| TOTAL          |           | 74 |

### Q19 NWAL utilized a modified divisional alignment process in 2018. Would you agree that this new process was largely successful?

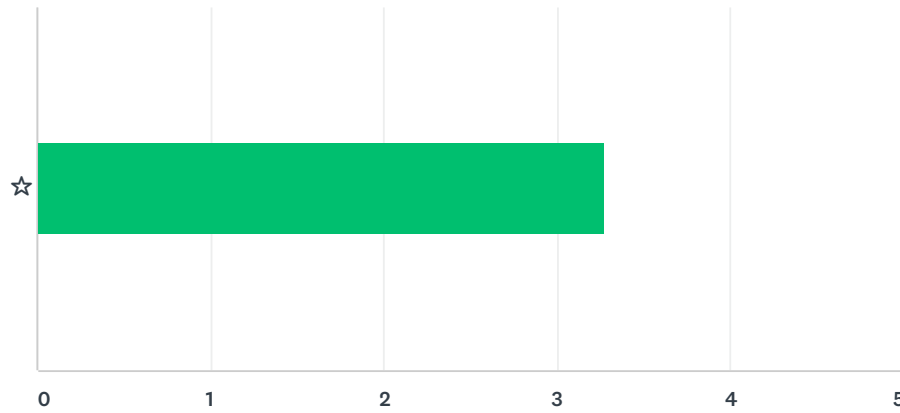
Answered: 75 Skipped: 0



| ANSWER CHOICES        | AVERAGE NUMBER | TOTAL NUMBER | RESPONSES |
|-----------------------|----------------|--------------|-----------|
|                       | 3              | 244          | 75        |
| Total Respondents: 75 |                |              |           |

## Q20 How would you score the use of Meet Maestro to run your Meets?

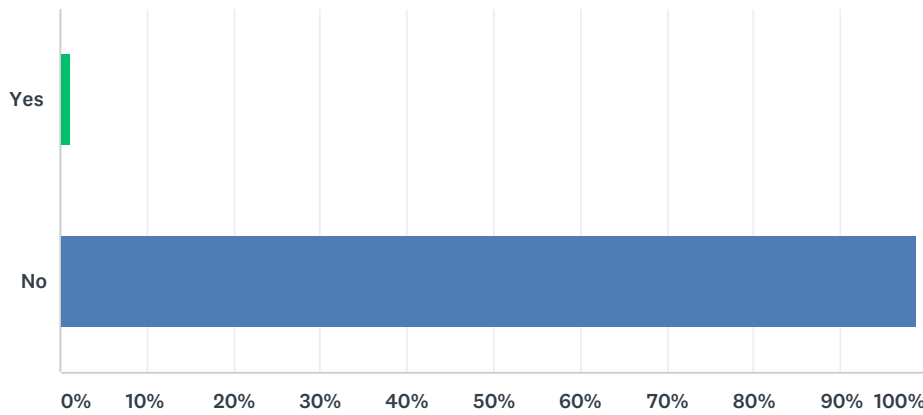
Answered: 70 Skipped: 5



|   | POOR       | AVERAGE      | GOOD         | VERY GOOD    | EXCELLENT  | TOTAL | WEIGHTED AVERAGE |
|---|------------|--------------|--------------|--------------|------------|-------|------------------|
| ☆ | 1.43%<br>1 | 17.14%<br>12 | 41.43%<br>29 | 32.86%<br>23 | 7.14%<br>5 | 70    | 3.27             |

### Q21 Does your Team use Meet Bop to inform parents of who is in the water and who needs to be at the ready bench?

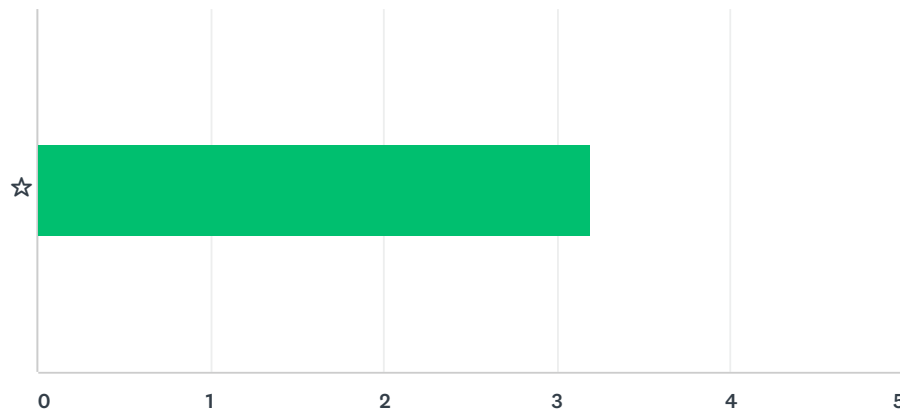
Answered: 75 Skipped: 0



| ANSWER CHOICES | RESPONSES |    |
|----------------|-----------|----|
| Yes            | 1.33%     | 1  |
| No             | 98.67%    | 74 |
| TOTAL          |           | 75 |

## Q22 How would you rank the ease of use/overall usability of Swimtopia Team Management?

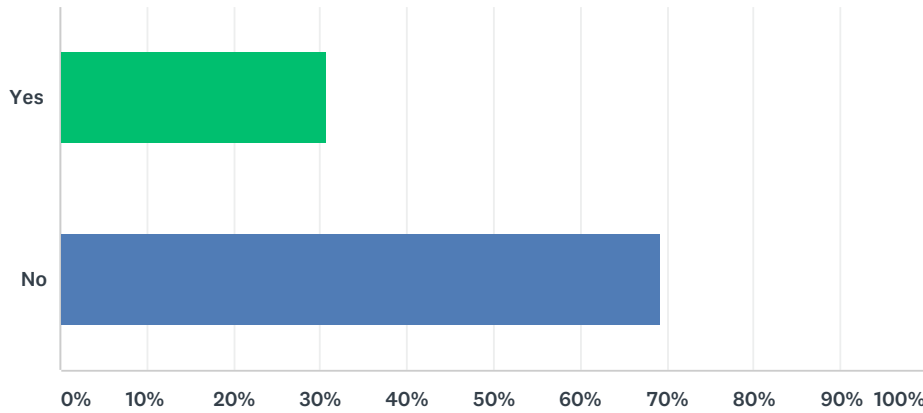
Answered: 74 Skipped: 1



|   | POOR       | AVERAGE      | GOOD         | VERY GOOD    | EXCELLENT  | TOTAL | WEIGHTED AVERAGE |
|---|------------|--------------|--------------|--------------|------------|-------|------------------|
| ☆ | 6.76%<br>5 | 16.22%<br>12 | 35.14%<br>26 | 35.14%<br>26 | 6.76%<br>5 | 74    | 3.19             |

### Q23 Do you think that Divisionals falling on Fathers Day weekend affected your teams attendance?

Answered: 75 Skipped: 0



| ANSWER CHOICES | RESPONSES |    |
|----------------|-----------|----|
| Yes            | 30.67%    | 23 |
| No             | 69.33%    | 52 |
| TOTAL          |           | 75 |

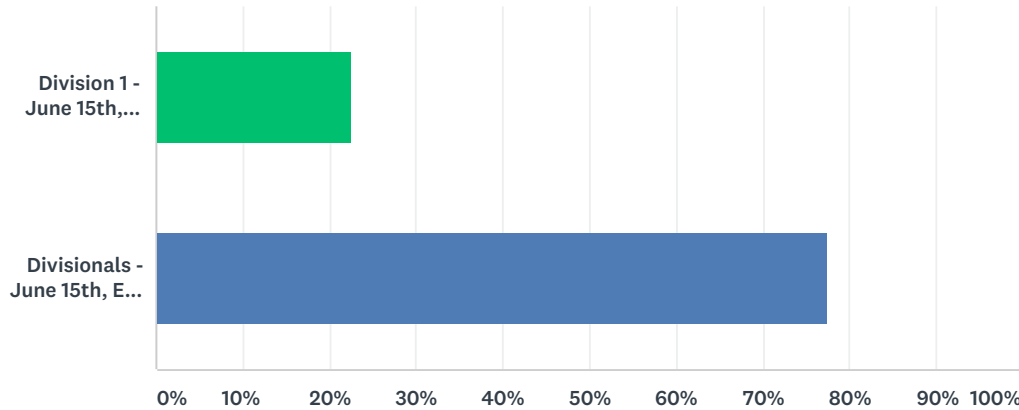
**Q24 Does your team award coaches an end of season bonus? If yes, what is the criteria for the bonus?**

Answered: 73 Skipped: 2



**Q25 Would your team be interested in splitting Divisionals in the League onto 2 different weekends before end of season invitationals? (Splitting league into 2 groups to accommodate more water availability to all Divisions to host Divisionals.)**

Answered: 75 Skipped: 0



| ANSWER CHOICES  | RESPONSES |    |
|---|-----------|----|
| Division 1 - June 15th, Divisional 2 - June 22nd, EOY Invitationals June 29th | 22.67%    | 17 |
| Divisionals - June 15th, EOY Invitationals June 22nd                          | 77.33%    | 58 |
| TOTAL   |           | 75 |