

## Columbine Knolls Swim Team

## 2022 Season — Athlete Report Card

Age Up Date: 2022-05-15 — Course: S - Short Course Meters (25m)

[Download Athlete Report Card Data \(CSV\)](#)

## Adams, Evan (14)

Event	BC, CK @ WB 6/4	GVR @ CKST 6/11	PC @ CK 6/18	Gator Open (Virtual) 6/20	Ken Caryl Invitational 6/24	KC, CK @ GVR 7/9	PC, GR @ CK 7/16	League Championships 7/22	State Championships 7/29	Amount Improved	% Improved	Summary
50 Free	51.57	57.11	56.38	--						--	0.00%	1
<b>Totals</b>	1									--	0.00%	1

Improved time

\* Indicates converted time. All times displayed as S - Short Course Meters (25m) equivalent.

## Athanasopoulos, Evangelia (15)

Event	BC, CK @ WB 6/4	GVR @ CKST 6/11	PC @ CK 6/18	Gator Open (Virtual) 6/20	Ken Caryl Invitational 6/24	KC, CK @ GVR 7/9	PC, GR @ CK 7/16	League Championships 7/22	State Championships 7/29	Amount Improved	% Improved	Summary
100 Breast	2:05.88	1:55.29				1:58.17	1:57.83	--		10.59	8.41%	2
50 Free	46.52	45.71				43.70	41.82	40.98		5.54	11.91%	5
<b>Totals</b>	2	2				1	1	1		16.13	10.16%	7

Improved time

\* Indicates converted time. All times displayed as S - Short Course Meters (25m) equivalent.

## Badger, Reese (14)

Event	BC, CK @ WB 6/4	GVR @ CKST 6/11	PC @ CK 6/18	Gator Open (Virtual) 6/20	Ken Caryl Invitational 6/24	KC, CK @ GVR 7/9	PC, GR @ CK 7/16	League Championships 7/22	State Championships 7/29	Amount Improved	% Improved	Summary
100 Back										--	--	
50 Free										--	--	
<b>Totals</b>										--	--	

\* Indicates converted time. All times displayed as S - Short Course Meters (25m) equivalent.

## Briggs, Anderson (11)

Event	BC, CK @ WB 6/4	GVR @ CKST 6/11	PC @ CK 6/18	Gator Open (Virtual) 6/20	Ken Caryl Invitational 6/24	KC, CK @ GVR 7/9	PC, GR @ CK 7/16	League Championships 7/22	State Championships 7/29	Amount Improved	% Improved	Summary
100 Free	2:12.70			2:35.19			1:44.85			27.85	20.99%	2
<b>Totals</b>	3		3			3	1			1:02.17	17.92%	10

Event	BC, CK @ WB 6/4	GVR @ CKST 6/11	PC @ CK 6/18	Gator Open (Virtual) 6/20	Ken Caryl Invitational 6/24	KC, CK @ GVR 7/9	PC, GR @ CK 7/16	League Championships 7/22	State Championships 7/29	Amount Improved	% Improved	Summary
50 Back			1:17.16			1:04.35				12.81	16.60%	2
50 Breast	1:11.49					1:00.07	1:05.88			11.42	15.97%	2
50 Fly			1:14.34							--	--	1
50 Free	55.72		51.86	1:04.74		45.63	48.17			10.09	18.11%	3
<b>Totals</b>	3		3			3	1			1:02.17	17.92%	10

Improved time

\* Indicates converted time. All times displayed as S - Short Course Meters (25m) equivalent.

## Briggs, Brady (11)

Event	BC, CK @ WB 6/4	GVR @ CKST 6/11	PC @ CK 6/18	Gator Open (Virtual) 6/20	Ken Caryl Invitational 6/24	KC, CK @ GVR 7/9	PC, GR @ CK 7/16	League Championships 7/22	State Championships 7/29	Amount Improved	% Improved	Summary
100 Free	1:52.69			2:03.69						--	0.00%	1
200 Free			3:58.92			3:35.85	--			23.07	9.66%	2
50 Breast	--					1:17.61	1:19.71			--	0.00%	1
50 Free	51.53		50.13	48.87		47.25	48.29			4.28	8.31%	4
<b>Totals</b>	2		2	1		3				27.35	4.49%	8

Improved time

\* Indicates converted time. All times displayed as S - Short Course Meters (25m) equivalent.

## Cervantes, Zoraina (11)

Event	BC, CK @ WB 6/4	GVR @ CKST 6/11	PC @ CK 6/18	Gator Open (Virtual) 6/20	Ken Caryl Invitational 6/24	KC, CK @ GVR 7/9	PC, GR @ CK 7/16	League Championships 7/22	State Championships 7/29	Amount Improved	% Improved	Summary
100 Free			2:08.07	2:06.58		2:09.42				1.49	1.16%	2
100 IM		--		--			2:37.23			--	0.00%	1
50 Back		1:08.94	1:16.75			1:07.14				1.80	2.61%	2
50 Breast							1:24.34			--	--	1
50 Fly							1:27.51			--	--	1
50 Free		56.32	53.76			52.94				3.38	6.00%	3
<b>Totals</b>		2	2	1		2	3			6.67	2.44%	10

Improved time

\* Indicates converted time. All times displayed as S - Short Course Meters (25m) equivalent.

## Chase, Coral (6)

Event	BC, CK @ WB 6/4	GVR @ CKST 6/11	PC @ CK 6/18	Gator Open (Virtual) 6/20	Ken Caryl Invitational 6/24	KC, CK @ GVR 7/9	PC, GR @ CK 7/16	League Championships 7/22	State Championships 7/29	Amount Improved	% Improved	Summary
25 Back				--		1:11.98				--	0.00%	1
25 Free			1:27.34	1:32.45		1:01.46				25.88	29.63%	2
<b>Totals</b>			1			2				25.88	14.82%	3

Improved time

\* Indicates converted time. All times displayed as S - Short Course Meters (25m) equivalent.

## Chase, Pearl (8)

Event	BC, CK @ WB 6/4	GVR @ CKST 6/11	PC @ CK 6/18	Gator Open (Virtual) 6/20	Ken Caryl Invitational 6/24	KC, CK @ GVR 7/9	PC, GR @ CK 7/16	League Championships 7/22	State Championships 7/29	Amount Improved	% Improved	Summary
25 Back				--						--	--	
25 Breast			45.15			34.90				10.25	22.70%	2
25 Free			32.18	34.51		27.42				4.76	14.79%	2
50 Free			1:15.20			1:02.07				13.13	17.46%	2
<b>Totals</b>			3			3				28.14	18.32%	6

Improved time

\* Indicates converted time. All times displayed as S - Short Course Meters (25m) equivalent.

## Chase, Violet (11)

Event	BC, CK @ WB 6/4	GVR @ CKST 6/11	PC @ CK 6/18	Gator Open (Virtual) 6/20	Ken Caryl Invitational 6/24	KC, CK @ GVR 7/9	PC, GR @ CK 7/16	League Championships 7/22	State Championships 7/29	Amount Improved	% Improved	Summary
100 Free						2:01.44				--	--	1
50 Back				--		1:09.94				--	0.00%	1
50 Free				1:03.55		53.24				10.31	16.22%	2
<b>Totals</b>				1		3				10.31	8.11%	4

Improved time

\* Indicates converted time. All times displayed as S - Short Course Meters (25m) equivalent.

## Chavez, Grace (10)

Event	BC, CK @ WB 6/4	GVR @ CKST 6/11	PC @ CK 6/18	Gator Open (Virtual) 6/20	Ken Caryl Invitational 6/24	KC, CK @ GVR 7/9	PC, GR @ CK 7/16	League Championships 7/22	State Championships 7/29	Amount Improved	% Improved	Summary
<b>Totals</b>	2	3	2			1	2	3		44.42	8.14%	13

Event	BC, CK @ WB 6/4	GVR @ CKST 6/11	PC @ CK 6/18	Gator Open (Virtual) 6/20	Ken Caryl Invitational 6/24	KC, CK @ GVR 7/9	PC, GR @ CK 7/16	League Championships 7/22	State Championships 7/29	Amount Improved	% Improved	Summary
100 Free		1:48.94								--	--	1
100 IM	--	2:33.45	2:22.05				2:09.85	1:59.35		34.10	22.22%	4
200 Free			3:45.56		3:56.21					--	0.00%	1
50 Back						1:02.42		55.28		7.14	11.44%	2
50 Breast	1:18.90									--	--	1
50 Fly						--	1:09.60			--	0.00%	1
50 Free	45.26	45.04	51.34			47.38	45.84	42.08		3.18	7.03%	3
<b>Totals</b>	2	3	2			1	2	3		44.42	8.14%	13

Improved time

\* Indicates converted time. All times displayed as S - Short Course Meters (25m) equivalent.

## Chavez, Matthew (8)

Event	BC, CK @ WB 6/4	GVR @ CKST 6/11	PC @ CK 6/18	Gator Open (Virtual) 6/20	Ken Caryl Invitational 6/24	KC, CK @ GVR 7/9	PC, GR @ CK 7/16	League Championships 7/22	State Championships 7/29	Amount Improved	% Improved	Summary
100 IM							--			--	--	
25 Back						34.51				--	--	1
25 Fly			37.89			31.15	30.01	30.29		7.88	20.80%	3
25 Free	35.68	33.62	33.30	29.88			25.86	27.04		9.82	27.52%	5
50 Free			1:09.00			1:05.54	1:05.70	1:03.69		5.31	7.70%	3
<b>Totals</b>	1	1	3	1		3	2	1		23.01	18.67%	12

Improved time

\* Indicates converted time. All times displayed as S - Short Course Meters (25m) equivalent.

## Cottrell, Elizabeth (9)

Event	BC, CK @ WB 6/4	GVR @ CKST 6/11	PC @ CK 6/18	Gator Open (Virtual) 6/20	Ken Caryl Invitational 6/24	KC, CK @ GVR 7/9	PC, GR @ CK 7/16	League Championships 7/22	State Championships 7/29	Amount Improved	% Improved	Summary
100 Free			1:42.15							--	--	1
100 IM			2:02.34							--	--	1
200 Free							3:30.20			--	--	1
<b>Totals</b>			4		1	2	3	3		7.12	4.70%	13

Event	BC, CK @ WB 6/4	GVR @ CKST 6/11	PC @ CK 6/18	Gator Open (Virtual) 6/20	Ken Caryl Invitational 6/24	KC, CK @ GVR 7/9	PC, GR @ CK 7/16	League Championships 7/22	State Championships 7/29	Amount Improved	% Improved	Summary
50 Back						52.68		52.15		0.53	1.01%	2
50 Breast			58.26		57.76	58.64	55.87	54.81		3.45	5.92%	4
50 Fly							52.33			--	--	1
50 Free			43.82			43.18		40.68		3.14	7.17%	3
<b>Totals</b>			4		1	2	3	3		7.12	4.70%	13

Improved time

\* Indicates converted time. All times displayed as S - Short Course Meters (25m) equivalent.

## Cottrell, Preston (18)

Event	BC, CK @ WB 6/4	GVR @ CKST 6/11	PC @ CK 6/18	Gator Open (Virtual) 6/20	Ken Caryl Invitational 6/24	KC, CK @ GVR 7/9	PC, GR @ CK 7/16	League Championships 7/22	State Championships 7/29	Amount Improved	% Improved	Summary
100 Back						1:22.94				--	--	1
100 Breast						1:33.53	1:31.72	1:29.15		4.38	4.68%	3
100 Free							1:14.31			--	--	1
200 Free							2:49.68	2:45.18		4.50	2.65%	2
50 Free						31.89		31.28		0.61	1.91%	2
<b>Totals</b>						3	3	3		9.49	3.08%	9

Improved time

\* Indicates converted time. All times displayed as S - Short Course Meters (25m) equivalent.

## Crawley, Hadley (12)

Event	BC, CK @ WB 6/4	GVR @ CKST 6/11	PC @ CK 6/18	Gator Open (Virtual) 6/20	Ken Caryl Invitational 6/24	KC, CK @ GVR 7/9	PC, GR @ CK 7/16	League Championships 7/22	State Championships 7/29	Amount Improved	% Improved	Summary
100 Free										--	--	
200 Free	3:47.82	3:35.75				3:42.48	3:40.64	3:37.36		12.07	5.30%	2
50 Breast	55.01	52.59				50.93	49.39	51.10		5.62	10.22%	4
50 Free	48.31	44.06				45.57	47.35	45.10		4.25	8.80%	2
<b>Totals</b>	3	3				1	1			21.94	8.10%	8

Improved time

\* Indicates converted time. All times displayed as S - Short Course Meters (25m) equivalent.

## Dean, Avery (7)

Event	BC, CK @ WB 6/4	GVR @ CKST 6/11	PC @ CK 6/18	Gator Open (Virtual) 6/20	Ken Caryl Invitational 6/24	KC, CK @ GVR 7/9	PC, GR @ CK 7/16	League Championships 7/22	State Championships 7/29	Amount Improved	% Improved	Summary
25 Back	--					52.68	58.08	49.46		3.22	6.11%	2
25 Fly						--	--			--	--	
25 Free	53.23					55.75	52.95	50.48		2.75	5.17%	3
<b>Totals</b>	1					1	1	2		5.97	5.64%	5

Improved time

\* Indicates converted time. All times displayed as S - Short Course Meters (25m) equivalent.

## Dean, Parker (5)

Event	BC, CK @ WB 6/4	GVR @ CKST 6/11	PC @ CK 6/18	Gator Open (Virtual) 6/20	Ken Caryl Invitational 6/24	KC, CK @ GVR 7/9	PC, GR @ CK 7/16	League Championships 7/22	State Championships 7/29	Amount Improved	% Improved	Summary
25 Back							1:20.13	1:14.61		5.52	6.89%	2
25 Free							1:15.92	1:05.00		10.92	14.38%	2
<b>Totals</b>							2	2		16.44	10.64%	4

Improved time

\* Indicates converted time. All times displayed as S - Short Course Meters (25m) equivalent.

## Dietzler, Izzie (14)

Event	BC, CK @ WB 6/4	GVR @ CKST 6/11	PC @ CK 6/18	Gator Open (Virtual) 6/20	Ken Caryl Invitational 6/24	KC, CK @ GVR 7/9	PC, GR @ CK 7/16	League Championships 7/22	State Championships 7/29	Amount Improved	% Improved	Summary
100 Back	1:22.92									--	--	1
100 Fly	1:20.26	1:17.01	1:19.37			1:17.70	1:14.89			5.37	6.69%	3
100 Free		1:10.71					1:09.07			1.64	2.32%	2
200 Free			2:31.24							--	--	1
200 IM		2:52.74	2:56.54				2:49.43			3.31	1.92%	2
50 Free	34.43					31.76				2.67	7.75%	2
<b>Totals</b>	3	3	1			1	3			12.99	4.67%	11

Improved time

\* Indicates converted time. All times displayed as S - Short Course Meters (25m) equivalent.

## Dottenwhy, Oz, Ozzy (8)

Event	BC, CK @ WB 6/4	GVR @ CKST 6/11	PC @ CK 6/18	Gator Open (Virtual) 6/20	Ken Caryl Invitational 6/24	KC, CK @ GVR 7/9	PC, GR @ CK 7/16	League Championships 7/22	State Championships 7/29	Amount Improved	% Improved	Summary
-------	-----------------	-----------------	--------------	---------------------------	-----------------------------	------------------	------------------	---------------------------	--------------------------	-----------------	------------	---------

Event	BC, CK @ WB 6/4	GVR @ CKST 6/11	PC @ CK 6/18	Gator Open (Virtual) 6/20	Ken Caryl Invitational 6/24	KC, CK @ GVR 7/9	PC, GR @ CK 7/16	League Championships 7/22	State Championships 7/29	Amount Improved	% Improved	Summary
25 Back		45.05		44.59				33.42		11.63	25.82%	3
25 Free		34.86		33.27			32.04	28.66		6.20	17.79%	4
<b>Totals</b>		2		2			1	2		17.83	21.80%	7

Improved time

\* Indicates converted time. All times displayed as S - Short Course Meters (25m) equivalent.

## Dottenwhy, Torin (5)

Event	BC, CK @ WB 6/4	GVR @ CKST 6/11	PC @ CK 6/18	Gator Open (Virtual) 6/20	Ken Caryl Invitational 6/24	KC, CK @ GVR 7/9	PC, GR @ CK 7/16	League Championships 7/22	State Championships 7/29	Amount Improved	% Improved	Summary
25 Back				--						--	--	
25 Free				1:13.83						--	--	1
<b>Totals</b>				1						--	--	1

Improved time

\* Indicates converted time. All times displayed as S - Short Course Meters (25m) equivalent.

## Emmons, Harper (7)

Event	BC, CK @ WB 6/4	GVR @ CKST 6/11	PC @ CK 6/18	Gator Open (Virtual) 6/20	Ken Caryl Invitational 6/24	KC, CK @ GVR 7/9	PC, GR @ CK 7/16	League Championships 7/22	State Championships 7/29	Amount Improved	% Improved	Summary
25 Back										--	--	
25 Free										--	--	
<b>Totals</b>										--	--	

\* Indicates converted time. All times displayed as S - Short Course Meters (25m) equivalent.

## Frei, Bri (11)

Event	BC, CK @ WB 6/4	GVR @ CKST 6/11	PC @ CK 6/18	Gator Open (Virtual) 6/20	Ken Caryl Invitational 6/24	KC, CK @ GVR 7/9	PC, GR @ CK 7/16	League Championships 7/22	State Championships 7/29	Amount Improved	% Improved	Summary
50 Back		48.96	48.69		50.44		49.67			0.27	0.55%	2
50 Breast	1:06.00		--				52.98			13.02	19.73%	2
50 Free	40.00	39.84	40.24		41.19		39.35			0.65	1.62%	3
<b>Totals</b>	2	2	1				2			13.94	7.30%	7

Improved time

\* Indicates converted time. All times displayed as S - Short Course Meters (25m) equivalent.

## Frei, Elli (11)

Event	BC, CK @ WB 6/4	GVR @ CKST 6/11	PC @ CK 6/18	Gator Open (Virtual) 6/20	Ken Caryl Invitational 6/24	KC, CK @ GVR 7/9	PC, GR @ CK 7/16	League Championships 7/22	State Championships 7/29	Amount Improved	% Improved	Summary
50 Back	55.17	49.26	52.21		51.07		52.37			5.91	10.71%	2
50 Breast			1:11.84							--	--	1
50 Free	43.73	41.16	42.48				40.15			3.58	8.19%	3
<b>Totals</b>	2	2	1				1			9.49	9.45%	6

Improved time

\* Indicates converted time. All times displayed as S - Short Course Meters (25m) equivalent.

## Frei, Ethan (9)

Event	BC, CK @ WB 6/4	GVR @ CKST 6/11	PC @ CK 6/18	Gator Open (Virtual) 6/20	Ken Caryl Invitational 6/24	KC, CK @ GVR 7/9	PC, GR @ CK 7/16	League Championships 7/22	State Championships 7/29	Amount Improved	% Improved	Summary
50 Back	1:06.63	59.91	57.30		57.97		54.16			12.47	18.72%	4
50 Free	1:05.11	1:07.05	57.69				47.10			18.01	27.66%	3
<b>Totals</b>	2	1	2				2			30.48	23.19%	7

Improved time

\* Indicates converted time. All times displayed as S - Short Course Meters (25m) equivalent.

## Gaeke, Grace (14)

Event	BC, CK @ WB 6/4	GVR @ CKST 6/11	PC @ CK 6/18	Gator Open (Virtual) 6/20	Ken Caryl Invitational 6/24	KC, CK @ GVR 7/9	PC, GR @ CK 7/16	League Championships 7/22	State Championships 7/29	Amount Improved	% Improved	Summary
100 Back	2:14.57	2:04.28	2:10.53	2:17.82			1:56.20			18.37	13.65%	3
100 Free				1:57.83						--	--	1
50 Free	50.03	46.17	44.99	50.86			40.82			9.21	18.41%	4
<b>Totals</b>	2	2	1	1			2			27.58	16.03%	8

Improved time

\* Indicates converted time. All times displayed as S - Short Course Meters (25m) equivalent.

## Gomez, Aubriana (6)

Event	BC, CK @ WB 6/4	GVR @ CKST 6/11	PC @ CK 6/18	Gator Open (Virtual) 6/20	Ken Caryl Invitational 6/24	KC, CK @ GVR 7/9	PC, GR @ CK 7/16	League Championships 7/22	State Championships 7/29	Amount Improved	% Improved	Summary
25 Back		1:11.34		--		1:04.23		53.20		18.14	25.43%	3
25 Free	1:23.51	1:16.63		1:23.80		59.61		48.19		35.32	42.29%	4
<b>Totals</b>	1	2				2		2		53.46	33.86%	7

\* Indicates converted time. All times displayed as S - Short Course Meters (25m) equivalent.

Improved time

## Grant, Chloe (8)

Event	BC, CK @ WB 6/4	GVR @ CKST 6/11	PC @ CK 6/18	Gator Open (Virtual) 6/20	Ken Caryl Invitational 6/24	KC, CK @ GVR 7/9	PC, GR @ CK 7/16	League Championships 7/22	State Championships 7/29	Amount Improved	% Improved	Summary
100 Free			1:42.41		1:42.56			1:37.77		4.64	4.53%	2
25 Back		27.60	27.10				24.29	25.32		3.31	11.99%	3
25 Free		21.23	20.79		21.39		20.86			0.44	2.07%	2
50 Free			46.45		48.95		46.38	43.95		2.50	5.38%	3
<b>Totals</b>		2	4				2	2		10.89	5.99%	10

Improved time

\* Indicates converted time. All times displayed as S - Short Course Meters (25m) equivalent.

## Hale, Charlotte (10)

Event	BC, CK @ WB 6/4	GVR @ CKST 6/11	PC @ CK 6/18	Gator Open (Virtual) 6/20	Ken Caryl Invitational 6/24	KC, CK @ GVR 7/9	PC, GR @ CK 7/16	League Championships 7/22	State Championships 7/29	Amount Improved	% Improved	Summary
50 Back			1:18.16	1:21.62			--			--	0.00%	1
50 Breast			--				--			--	--	
50 Free			1:08.93	1:17.79			1:04.58			4.35	6.31%	2
<b>Totals</b>			2				1			4.35	3.16%	3

Improved time

\* Indicates converted time. All times displayed as S - Short Course Meters (25m) equivalent.

## Hale, Ethan (12)

Event	BC, CK @ WB 6/4	GVR @ CKST 6/11	PC @ CK 6/18	Gator Open (Virtual) 6/20	Ken Caryl Invitational 6/24	KC, CK @ GVR 7/9	PC, GR @ CK 7/16	League Championships 7/22	State Championships 7/29	Amount Improved	% Improved	Summary
100 Free		1:30.71	1:29.31		1:27.69		1:22.67			8.04	8.86%	4
50 Breast		58.89	57.45				58.73			1.44	2.45%	2
50 Free		38.08	39.30		38.73		36.00			2.08	5.46%	2
<b>Totals</b>		3	2		1		2			11.56	5.59%	8

Improved time

\* Indicates converted time. All times displayed as S - Short Course Meters (25m) equivalent.

## Hay, Lavelly (11)

Event	BC, CK @ WB 6/4	GVR @ CKST 6/11	PC @ CK 6/18	Gator Open (Virtual) 6/20	Ken Caryl Invitational 6/24	KC, CK @ GVR 7/9	PC, GR @ CK 7/16	League Championships 7/22	State Championships 7/29	Amount Improved	% Improved	Summary
50 Back			1:01.17	1:00.50		1:02.85				0.67	1.10%	2
50 Breast			1:06.83							--	--	1
50 Free			54.12	59.47		56.21				--	0.00%	1
<b>Totals</b>			3	1						0.67	0.55%	4

Improved time

\* Indicates converted time. All times displayed as S - Short Course Meters (25m) equivalent.

## Hay, Owen (9)

Event	BC, CK @ WB 6/4	GVR @ CKST 6/11	PC @ CK 6/18	Gator Open (Virtual) 6/20	Ken Caryl Invitational 6/24	KC, CK @ GVR 7/9	PC, GR @ CK 7/16	League Championships 7/22	State Championships 7/29	Amount Improved	% Improved	Summary
50 Back				1:02.01		1:11.46				--	0.00%	1
50 Breast			--							--	--	
50 Free	1:03.76	1:00.18	1:01.58	1:07.16		1:04.39				3.58	5.61%	2
<b>Totals</b>	1	1		1						3.58	2.81%	3

Improved time

\* Indicates converted time. All times displayed as S - Short Course Meters (25m) equivalent.

## Herzfeld, Aubrey (13)

Event	BC, CK @ WB 6/4	GVR @ CKST 6/11	PC @ CK 6/18	Gator Open (Virtual) 6/20	Ken Caryl Invitational 6/24	KC, CK @ GVR 7/9	PC, GR @ CK 7/16	League Championships 7/22	State Championships 7/29	Amount Improved	% Improved	Summary
100 Back	1:53.12									--	--	1
100 Free				2:00.27						--	--	1
200 Free										--	--	
50 Free	41.36			41.60						--	0.00%	1
<b>Totals</b>	2			1						--	0.00%	3

Improved time

\* Indicates converted time. All times displayed as S - Short Course Meters (25m) equivalent.

## Hildebrandt, Sebastian (10)

Event	BC, CK @ WB 6/4	GVR @ CKST 6/11	PC @ CK 6/18	Gator Open (Virtual) 6/20	Ken Caryl Invitational 6/24	KC, CK @ GVR 7/9	PC, GR @ CK 7/16	League Championships 7/22	State Championships 7/29	Amount Improved	% Improved	Summary
50 Back										--	--	
<b>Totals</b>	1									--	--	1

Event	BC, CK @ WB 6/4	GVR @ CKST 6/11	PC @ CK 6/18	Gator Open (Virtual) 6/20	Ken Caryl Invitational 6/24	KC, CK @ GVR 7/9	PC, GR @ CK 7/16	League Championships 7/22	State Championships 7/29	Amount Improved	% Improved	Summary
50 Breast										--	--	
50 Free	1:16.44									--	--	1
<b>Totals</b>	<b>1 </b>									--	--	<b>1 </b>

Improved time

\* Indicates converted time. All times displayed as S - Short Course Meters (25m) equivalent.

## Hoffschneider, Mila (7)

Event	BC, CK @ WB 6/4	GVR @ CKST 6/11	PC @ CK 6/18	Gator Open (Virtual) 6/20	Ken Caryl Invitational 6/24	KC, CK @ GVR 7/9	PC, GR @ CK 7/16	League Championships 7/22	State Championships 7/29	Amount Improved	% Improved	Summary
25 Back		32.10		46.68		32.16	31.83			0.27	0.84%	2
25 Breast	38.15	38.01				32.76	33.28			5.39	14.13%	3
25 Fly	--									--	--	
25 Free		30.67		32.83		26.73	25.65			5.02	16.37%	3
<b>Totals</b>	<b>1 </b>	<b>3 </b>				<b>2 </b>	<b>2 </b>			<b>10.68</b>	<b>10.45%</b>	<b>8 </b>

Improved time

\* Indicates converted time. All times displayed as S - Short Course Meters (25m) equivalent.

## Hughes, Drew (10)

Event	BC, CK @ WB 6/4	GVR @ CKST 6/11	PC @ CK 6/18	Gator Open (Virtual) 6/20	Ken Caryl Invitational 6/24	KC, CK @ GVR 7/9	PC, GR @ CK 7/16	League Championships 7/22	State Championships 7/29	Amount Improved	% Improved	Summary
100 Free	1:44.65							1:38.10		6.55	6.26%	2
100 IM							2:00.51			--	--	1
200 Free		3:58.80	3:46.58							12.22	5.12%	2
50 Back		1:04.46								--	--	1
50 Breast							1:00.70			--	--	1
50 Fly	--	1:09.88					58.86	1:00.14		11.02	15.77%	2
50 Free	43.83							42.89		0.94	2.14%	2
<b>Totals</b>	<b>2 </b>	<b>3 </b>	<b>1 </b>				<b>3 </b>	<b>2 </b>		<b>30.73</b>	<b>7.32%</b>	<b>11 </b>

Improved time

\* Indicates converted time. All times displayed as S - Short Course Meters (25m) equivalent.

## Hughes, Ellie (12)

Event	BC, CK @ WB 6/4	GVR @ CKST 6/11	PC @ CK 6/18	Gator Open (Virtual) 6/20	Ken Caryl Invitational 6/24	KC, CK @ GVR 7/9	PC, GR @ CK 7/16	League Championships 7/22	State Championships 7/29	Amount Improved	% Improved	Summary
100 Free							1:36.53			--	--	1
100 IM		1:56.70	1:52.32			1:52.62				4.38	3.75%	2
50 Back	56.83									--	--	1
50 Breast	51.29	50.54	48.25		49.85	48.65	49.50	46.09		5.20	10.14%	4
50 Fly							56.08	48.78		7.30	13.02%	2
50 Free	47.67	44.82	42.92			42.06		41.31		6.36	13.34%	5
<b>Totals</b>	<b>3 </b>	<b>3 </b>	<b>3 </b>			<b>1 </b>	<b>2 </b>	<b>3 </b>		<b>23.24</b>	<b>10.06%</b>	<b>15 </b>

Improved time

\* Indicates converted time. All times displayed as S - Short Course Meters (25m) equivalent.

## Kennedy, Jameson (6)

Event	BC, CK @ WB 6/4	GVR @ CKST 6/11	PC @ CK 6/18	Gator Open (Virtual) 6/20	Ken Caryl Invitational 6/24	KC, CK @ GVR 7/9	PC, GR @ CK 7/16	League Championships 7/22	State Championships 7/29	Amount Improved	% Improved	Summary
25 Back		59.80		--			45.80	47.40		14.00	23.41%	2
25 Free		54.17		46.95			40.94	36.56		17.61	32.51%	4
<b>Totals</b>		<b>2 </b>		<b>1 </b>			<b>2 </b>	<b>1 </b>		<b>31.61</b>	<b>27.96%</b>	<b>6 </b>

Improved time

\* Indicates converted time. All times displayed as S - Short Course Meters (25m) equivalent.

## Klane, Tia (7)

Event	BC, CK @ WB 6/4	GVR @ CKST 6/11	PC @ CK 6/18	Gator Open (Virtual) 6/20	Ken Caryl Invitational 6/24	KC, CK @ GVR 7/9	PC, GR @ CK 7/16	League Championships 7/22	State Championships 7/29	Amount Improved	% Improved	Summary
25 Back			28.73		25.67	25.73		26.37		3.06	10.65%	2
25 Breast			42.05			--		35.02		7.03	16.72%	2
25 Free			26.17			23.05		25.10		3.12	11.92%	2
<b>Totals</b>			<b>3 </b>		<b>1 </b>	<b>1 </b>		<b>1 </b>		<b>13.21</b>	<b>13.10%</b>	<b>6 </b>

Improved time

\* Indicates converted time. All times displayed as S - Short Course Meters (25m) equivalent.

## Kohler, Brianne (10)

Event	BC, CK @ WB 6/4	GVR @ CKST 6/11	PC @ CK 6/18	Gator Open (Virtual) 6/20	Ken Caryl Invitational 6/24	KC, CK @ GVR 7/9	PC, GR @ CK 7/16	League Championships 7/22	State Championships 7/29	Amount Improved	% Improved	Summary
-------	-----------------	-----------------	--------------	---------------------------	-----------------------------	------------------	------------------	---------------------------	--------------------------	-----------------	------------	---------

Event	BC, CK @ WB 6/4	GVR @ CKST 6/11	PC @ CK 6/18	Gator Open (Virtual) 6/20	Ken Caryl Invitational 6/24	KC, CK @ GVR 7/9	PC, GR @ CK 7/16	League Championships 7/22	State Championships 7/29	Amount Improved	% Improved	Summary
100 Free						1:30.42	1:33.84			--	0.00%	1
100 IM			1:42.02							--	--	1
200 Free			3:19.02				3:18.34			0.68	0.34%	2
50 Back						48.06				--	--	1
50 Breast							52.50			--	--	1
50 Fly			48.83							--	--	1
50 Free						39.95				--	--	1
<b>Totals</b>			3			3	2			0.68	0.17%	8

Improved time

\* Indicates converted time. All times displayed as S - Short Course Meters (25m) equivalent.

## Kohler, Sloan (8)

Event	BC, CK @ WB 6/4	GVR @ CKST 6/11	PC @ CK 6/18	Gator Open (Virtual) 6/20	Ken Caryl Invitational 6/24	KC, CK @ GVR 7/9	PC, GR @ CK 7/16	League Championships 7/22	State Championships 7/29	Amount Improved	% Improved	Summary
100 Free	1:54.08	1:49.40	1:47.85			1:45.45				8.63	7.56%	4
100 IM							2:14.05			--	--	1
25 Back		25.75				28.99		28.26		--	0.00%	1
25 Breast	--		32.37							--	0.00%	1
25 Fly							27.56			--	--	1
25 Free		20.19	20.52			20.13	19.84	20.08		0.35	1.73%	3
50 Free	45.78							47.51		--	0.00%	1
<b>Totals</b>	2	3	2			2	3			8.98	1.86%	12

Improved time

\* Indicates converted time. All times displayed as S - Short Course Meters (25m) equivalent.

## Kohn, Cannon (6)

Event	BC, CK @ WB 6/4	GVR @ CKST 6/11	PC @ CK 6/18	Gator Open (Virtual) 6/20	Ken Caryl Invitational 6/24	KC, CK @ GVR 7/9	PC, GR @ CK 7/16	League Championships 7/22	State Championships 7/29	Amount Improved	% Improved	Summary
25 Back		49.86		--						--	0.00%	1
<b>Totals</b>		2								--	0.00%	2

Event	BC, CK @ WB 6/4	GVR @ CKST 6/11	PC @ CK 6/18	Gator Open (Virtual) 6/20	Ken Caryl Invitational 6/24	KC, CK @ GVR 7/9	PC, GR @ CK 7/16	League Championships 7/22	State Championships 7/29	Amount Improved	% Improved	Summary
25 Free		1:10.17								--	--	1
<b>Totals</b>		2								--	0.00%	2

Improved time

\* Indicates converted time. All times displayed as S - Short Course Meters (25m) equivalent.

## Kohn, Lili (10)

Event	BC, CK @ WB 6/4	GVR @ CKST 6/11	PC @ CK 6/18	Gator Open (Virtual) 6/20	Ken Caryl Invitational 6/24	KC, CK @ GVR 7/9	PC, GR @ CK 7/16	League Championships 7/22	State Championships 7/29	Amount Improved	% Improved	Summary
50 Back		51.98	53.70		50.38	50.11		49.06		2.92	5.62%	4
50 Free		43.93	43.38		44.22	42.24		41.23		2.70	6.15%	4
<b>Totals</b>		2	1		1	2		2		5.62	5.88%	8

Improved time

\* Indicates converted time. All times displayed as S - Short Course Meters (25m) equivalent.

## Kohn, Sullivan (9)

Event	BC, CK @ WB 6/4	GVR @ CKST 6/11	PC @ CK 6/18	Gator Open (Virtual) 6/20	Ken Caryl Invitational 6/24	KC, CK @ GVR 7/9	PC, GR @ CK 7/16	League Championships 7/22	State Championships 7/29	Amount Improved	% Improved	Summary
50 Back		1:23.42	1:12.62							10.80	12.95%	2
50 Free		1:09.45	1:05.38							4.07	5.86%	2
<b>Totals</b>		2	2							14.87	9.40%	4

Improved time

\* Indicates converted time. All times displayed as S - Short Course Meters (25m) equivalent.

## Krumm, Peyton (15)

Event	BC, CK @ WB 6/4	GVR @ CKST 6/11	PC @ CK 6/18	Gator Open (Virtual) 6/20	Ken Caryl Invitational 6/24	KC, CK @ GVR 7/9	PC, GR @ CK 7/16	League Championships 7/22	State Championships 7/29	Amount Improved	% Improved	Summary
100 Free			1:16.61		1:15.86	1:15.82	1:17.88	1:12.90		3.71	4.84%	4
200 Free			2:47.34		2:44.82		2:55.15	2:37.54		9.80	5.86%	3
50 Free			35.03			34.38	34.92	33.49		1.54	4.40%	3
<b>Totals</b>			3		2	2		3		15.05	5.03%	10

Improved time

\* Indicates converted time. All times displayed as S - Short Course Meters (25m) equivalent.

## Langlois, Josie (6)

Event	BC, CK @ WB 6/4	GVR @ CKST 6/11	PC @ CK 6/18	Gator Open (Virtual) 6/20	Ken Caryl Invitational 6/24	KC, CK @ GVR 7/9	PC, GR @ CK 7/16	League Championships 7/22	State Championships 7/29	Amount Improved	% Improved	Summary
25 Back		1:07.55					47.45			20.10	29.76%	2
25 Fly										--	--	
25 Free	52.89	45.88					40.76			12.13	22.93%	3
<b>Totals</b>	1	2					2			32.23	26.35%	5

Improved time

\* Indicates converted time. All times displayed as S - Short Course Meters (25m) equivalent.

## Langlois, Kendall (7)

Event	BC, CK @ WB 6/4	GVR @ CKST 6/11	PC @ CK 6/18	Gator Open (Virtual) 6/20	Ken Caryl Invitational 6/24	KC, CK @ GVR 7/9	PC, GR @ CK 7/16	League Championships 7/22	State Championships 7/29	Amount Improved	% Improved	Summary
25 Back							35.71			--	--	1
25 Breast		57.62	47.67				53.73			9.95	17.27%	2
25 Fly		--	51.83							--	0.00%	1
25 Free	32.85	32.94								--	0.00%	1
50 Free			1:25.21				1:18.32			6.89	8.09%	2
<b>Totals</b>	1	1	3				2			16.84	6.34%	7

Improved time

\* Indicates converted time. All times displayed as S - Short Course Meters (25m) equivalent.

## Liverant, Hannah (9)

Event	BC, CK @ WB 6/4	GVR @ CKST 6/11	PC @ CK 6/18	Gator Open (Virtual) 6/20	Ken Caryl Invitational 6/24	KC, CK @ GVR 7/9	PC, GR @ CK 7/16	League Championships 7/22	State Championships 7/29	Amount Improved	% Improved	Summary
50 Back										--	--	
50 Free										--	--	
<b>Totals</b>										--	--	

\* Indicates converted time. All times displayed as S - Short Course Meters (25m) equivalent.

## Liverant, Kylee (11)

Event	BC, CK @ WB 6/4	GVR @ CKST 6/11	PC @ CK 6/18	Gator Open (Virtual) 6/20	Ken Caryl Invitational 6/24	KC, CK @ GVR 7/9	PC, GR @ CK 7/16	League Championships 7/22	State Championships 7/29	Amount Improved	% Improved	Summary
100 Free										--	--	
<b>Totals</b>										--	--	

Event	BC, CK @ WB 6/4	GVR @ CKST 6/11	PC @ CK 6/18	Gator Open (Virtual) 6/20	Ken Caryl Invitational 6/24	KC, CK @ GVR 7/9	PC, GR @ CK 7/16	League Championships 7/22	State Championships 7/29	Amount Improved	% Improved	Summary
50 Back										--	--	
50 Free										--	--	
<b>Totals</b>										--	--	

\* Indicates converted time. All times displayed as S - Short Course Meters (25m) equivalent.

## Low, Colbie (7)

Event	BC, CK @ WB 6/4	GVR @ CKST 6/11	PC @ CK 6/18	Gator Open (Virtual) 6/20	Ken Caryl Invitational 6/24	KC, CK @ GVR 7/9	PC, GR @ CK 7/16	League Championships 7/22	State Championships 7/29	Amount Improved	% Improved	Summary
25 Back				43.85						--	--	1
25 Fly			45.27							--	--	1
25 Free	33.55		28.98	36.28						4.57	13.62%	2
<b>Totals</b>	1		2	1						4.57	13.62%	4

Improved time

\* Indicates converted time. All times displayed as S - Short Course Meters (25m) equivalent.

## Manley, Dillon (10)

Event	BC, CK @ WB 6/4	GVR @ CKST 6/11	PC @ CK 6/18	Gator Open (Virtual) 6/20	Ken Caryl Invitational 6/24	KC, CK @ GVR 7/9	PC, GR @ CK 7/16	League Championships 7/22	State Championships 7/29	Amount Improved	% Improved	Summary
100 Free		1:52.26						1:43.71		8.55	7.62%	2
50 Back		--	58.67	1:05.04			58.77	52.55		6.12	10.43%	2
50 Breast			--				1:15.72			--	0.00%	1
50 Fly		--		--						--	--	
50 Free			48.27	49.07			47.04	43.48		4.79	9.92%	3
<b>Totals</b>		1	2				2	3		19.46	6.99%	8

Improved time

\* Indicates converted time. All times displayed as S - Short Course Meters (25m) equivalent.

## Manley, Madi (13)

Event	BC, CK @ WB 6/4	GVR @ CKST 6/11	PC @ CK 6/18	Gator Open (Virtual) 6/20	Ken Caryl Invitational 6/24	KC, CK @ GVR 7/9	PC, GR @ CK 7/16	League Championships 7/22	State Championships 7/29	Amount Improved	% Improved	Summary
100 Back	1:50.13	1:52.03					1:52.49	1:47.36		2.77	2.52%	2
<b>Totals</b>	3	1					2	2		18.05	4.40%	8

Event	BC, CK @ WB 6/4	GVR @ CKST 6/11	PC @ CK 6/18	Gator Open (Virtual) 6/20	Ken Caryl Invitational 6/24	KC, CK @ GVR 7/9	PC, GR @ CK 7/16	League Championships 7/22	State Championships 7/29	Amount Improved	% Improved	Summary
100 Breast	2:04.13									--	--	1
100 Free	1:41.10							1:33.97		7.13	7.05%	2
200 Free		3:44.70					3:36.55			8.15	3.63%	2
50 Free							41.68			--	--	1
<b>Totals</b>	<b>3 </b>	<b>1 </b>					<b>2 </b>	<b>2 </b>		<b>18.05</b>	<b>4.40%</b>	<b>8 </b>

Improved time

\* Indicates converted time. All times displayed as S - Short Course Meters (25m) equivalent.

## Martin, Isabelle (7)

Event	BC, CK @ WB 6/4	GVR @ CKST 6/11	PC @ CK 6/18	Gator Open (Virtual) 6/20	Ken Caryl Invitational 6/24	KC, CK @ GVR 7/9	PC, GR @ CK 7/16	League Championships 7/22	State Championships 7/29	Amount Improved	% Improved	Summary
25 Back	37.34		--	39.32		32.22	29.80	30.79		7.54	20.19%	3
25 Breast	--		--							--	--	
25 Free	37.46	36.60	34.62	29.77		31.78	26.11	26.11		11.35	30.30%	5
50 Free						1:12.16	1:04.19	1:01.63		10.53	14.59%	3
<b>Totals</b>	<b>2 </b>	<b>1 </b>	<b>1 </b>	<b>1 </b>		<b>2 </b>	<b>3 </b>	<b>1 </b>		<b>29.42</b>	<b>21.69%</b>	<b>11 </b>

Improved time

\* Indicates converted time. All times displayed as S - Short Course Meters (25m) equivalent.

## Masenhaimer, Owen (13)

Event	BC, CK @ WB 6/4	GVR @ CKST 6/11	PC @ CK 6/18	Gator Open (Virtual) 6/20	Ken Caryl Invitational 6/24	KC, CK @ GVR 7/9	PC, GR @ CK 7/16	League Championships 7/22	State Championships 7/29	Amount Improved	% Improved	Summary
100 Back		--	2:08.70				2:06.93			1.77	1.38%	2
100 Breast		2:39.09	2:37.57					--		1.52	0.96%	2
100 Free		1:48.11					1:41.14	1:56.44		6.97	6.45%	2
50 Free			47.34				44.00	42.50		4.84	10.22%	3
<b>Totals</b>		<b>2 </b>	<b>3 </b>				<b>3 </b>	<b>1 </b>		<b>15.10</b>	<b>4.75%</b>	<b>9 </b>

Improved time

\* Indicates converted time. All times displayed as S - Short Course Meters (25m) equivalent.

## Masenhaimer, Tyler (10)

Event	BC, CK @ WB 6/4	GVR @ CKST 6/11	PC @ CK 6/18	Gator Open (Virtual) 6/20	Ken Caryl Invitational 6/24	KC, CK @ GVR 7/9	PC, GR @ CK 7/16	League Championships 7/22	State Championships 7/29	Amount Improved	% Improved	Summary
100 Free		2:31.43				2:13.94	2:17.62	2:17.19		17.49	11.55%	2
200 Free		4:56.85								--	--	1
50 Back		--	1:07.54			1:08.20	1:08.26	1:09.48		--	0.00%	1
50 Breast			--							--	--	
50 Free			57.72			51.61	56.67	55.27		6.11	10.59%	2
<b>Totals</b>		2	2			2				23.60	7.38%	6

Improved time

\* Indicates converted time. All times displayed as S - Short Course Meters (25m) equivalent.

## McClish, Alice (5)

Event	BC, CK @ WB 6/4	GVR @ CKST 6/11	PC @ CK 6/18	Gator Open (Virtual) 6/20	Ken Caryl Invitational 6/24	KC, CK @ GVR 7/9	PC, GR @ CK 7/16	League Championships 7/22	State Championships 7/29	Amount Improved	% Improved	Summary
25 Back						1:31.78				--	--	1
25 Breast				--		--	--			--	--	
25 Free			1:36.96	1:26.71		1:13.73	1:24.75			23.23	23.96%	3
<b>Totals</b>			1	1		2				23.23	23.96%	4

Improved time

\* Indicates converted time. All times displayed as S - Short Course Meters (25m) equivalent.

## McClish, Julianne (11)

Event	BC, CK @ WB 6/4	GVR @ CKST 6/11	PC @ CK 6/18	Gator Open (Virtual) 6/20	Ken Caryl Invitational 6/24	KC, CK @ GVR 7/9	PC, GR @ CK 7/16	League Championships 7/22	State Championships 7/29	Amount Improved	% Improved	Summary
100 Free			1:54.32				1:47.25			7.07	6.18%	2
100 IM				--		2:02.62	2:00.05			2.57	2.10%	2
200 Free		3:47.96						3:48.73		--	0.00%	1
50 Back			58.95				57.57			1.38	2.34%	2
50 Breast		57.50				58.79				--	0.00%	1
50 Fly				1:08.95						--	--	1
50 Free		44.50	49.51			49.89				--	0.00%	1
<b>Totals</b>		3	2	1		1	3			11.02	1.77%	10

\* Indicates converted time. All times displayed as S - Short Course Meters (25m) equivalent.

Improved time

## McClish, Ruth (7)

Event	BC, CK @ WB 6/4	GVR @ CKST 6/11	PC @ CK 6/18	Gator Open (Virtual) 6/20	Ken Caryl Invitational 6/24	KC, CK @ GVR 7/9	PC, GR @ CK 7/16	League Championships 7/22	State Championships 7/29	Amount Improved	% Improved	Summary
25 Back			35.04							--	--	1
25 Breast		1:08.52								--	--	1
25 Fly						49.17	51.92			--	0.00%	1
25 Free		28.62	26.74	29.50		27.82	28.83			1.88	6.57%	2
50 Free		1:13.76				1:08.70	1:11.03			5.06	6.86%	2
<b>Totals</b>		3	2			2				6.94	4.48%	7

Improved time

\* Indicates converted time. All times displayed as S - Short Course Meters (25m) equivalent.

## Meier, Madeline (12)

Event	BC, CK @ WB 6/4	GVR @ CKST 6/11	PC @ CK 6/18	Gator Open (Virtual) 6/20	Ken Caryl Invitational 6/24	KC, CK @ GVR 7/9	PC, GR @ CK 7/16	League Championships 7/22	State Championships 7/29	Amount Improved	% Improved	Summary
100 Free	1:33.24	1:31.44	1:34.83		1:30.42	1:27.05		1:26.90		6.34	6.80%	5
100 IM	1:49.85		1:52.12			1:46.92				2.93	2.67%	2
200 Free							3:06.80	3:04.48		2.32	1.24%	2
50 Back							48.11	46.60		1.51	3.14%	2
50 Breast							56.35			--	--	1
50 Fly		52.76								--	--	1
50 Free	40.17	37.74	40.68		40.14	39.51	39.77			2.43	6.05%	2
<b>Totals</b>	3	3			1	2	3	3		15.53	3.98%	15

Improved time

\* Indicates converted time. All times displayed as S - Short Course Meters (25m) equivalent.

## Miller, Jeremiah (14)

Event	BC, CK @ WB 6/4	GVR @ CKST 6/11	PC @ CK 6/18	Gator Open (Virtual) 6/20	Ken Caryl Invitational 6/24	KC, CK @ GVR 7/9	PC, GR @ CK 7/16	League Championships 7/22	State Championships 7/29	Amount Improved	% Improved	Summary
<b>Totals</b>	3	3	3		2	2	3			15.79	3.35%	16

Event	BC, CK @ WB 6/4	GVR @ CKST 6/11	PC @ CK 6/18	Gator Open (Virtual) 6/20	Ken Caryl Invitational 6/24	KC, CK @ GVR 7/9	PC, GR @ CK 7/16	League Championships 7/22	State Championships 7/29	Amount Improved	% Improved	Summary
100 Back						1:21.24				--	--	1
100 Breast			1:32.62		--					--	0.00%	1
100 Fly		1:24.78								--	--	1
100 Free	1:10.70		1:10.08		1:08.10	1:08.80	1:06.83			3.87	5.47%	4
200 Free		2:34.53				2:29.72				4.81	3.11%	2
200 IM	2:55.70						2:50.18			5.52	3.14%	2
400 Free							5:35.34			--	--	1
50 Free	31.52	31.30	30.95		29.93		30.58			1.59	5.04%	4
<b>Totals</b>	<b>3 </b>	<b>3 </b>	<b>3 </b>		<b>2 </b>	<b>2 </b>	<b>3 </b>			<b>15.79</b>	<b>3.35%</b>	<b>16 </b>

Improved time

\* Indicates converted time. All times displayed as S - Short Course Meters (25m) equivalent.

## Miller, Josiah (12)

Event	BC, CK @ WB 6/4	GVR @ CKST 6/11	PC @ CK 6/18	Gator Open (Virtual) 6/20	Ken Caryl Invitational 6/24	KC, CK @ GVR 7/9	PC, GR @ CK 7/16	League Championships 7/22	State Championships 7/29	Amount Improved	% Improved	Summary
100 Free										--	--	
100 IM		2:36.16	2:34.46	--			2:21.40			14.76	9.45%	3
50 Back						1:05.08				--	--	1
50 Breast	1:20.29	1:17.09	1:18.66	1:22.50		1:10.49	1:07.12			13.17	16.40%	4
50 Free	53.40	51.39	50.34	52.01		50.01	49.03			4.37	8.18%	5
<b>Totals</b>	<b>2 </b>	<b>3 </b>	<b>2 </b>			<b>3 </b>	<b>3 </b>			<b>32.30</b>	<b>11.35%</b>	<b>13 </b>

Improved time

\* Indicates converted time. All times displayed as S - Short Course Meters (25m) equivalent.

## Miller, Lincoln (4)

Event	BC, CK @ WB 6/4	GVR @ CKST 6/11	PC @ CK 6/18	Gator Open (Virtual) 6/20	Ken Caryl Invitational 6/24	KC, CK @ GVR 7/9	PC, GR @ CK 7/16	League Championships 7/22	State Championships 7/29	Amount Improved	% Improved	Summary
25 Back	1:27.97	2:02.58				1:52.76				--	0.00%	1
25 Free				1:43.95		1:17.16	1:01.66			42.29	40.68%	3
<b>Totals</b>	<b>1 </b>			<b>1 </b>		<b>1 </b>	<b>1 </b>			<b>42.29</b>	<b>20.34%</b>	<b>4 </b>

Improved time

\* Indicates converted time. All times displayed as S - Short Course Meters (25m) equivalent.

## Morton, Jillian (9)

Event	BC, CK @ WB 6/4	GVR @ CKST 6/11	PC @ CK 6/18	Gator Open (Virtual) 6/20	Ken Caryl Invitational 6/24	KC, CK @ GVR 7/9	PC, GR @ CK 7/16	League Championships 7/22	State Championships 7/29	Amount Improved	% Improved	Summary
100 Free		2:18.38		2:27.70				1:52.29		26.09	18.85%	2
100 IM			--			2:23.29				--	0.00%	1
200 Free							4:10.21			--	--	1
50 Back	1:18.69			1:25.51		59.66		53.07		25.62	32.56%	3
50 Breast		--					1:33.78			--	0.00%	1
50 Fly			--				1:10.50			--	0.00%	1
50 Free	1:02.00	59.24	59.02			49.28		46.30		15.70	25.32%	5
<b>Totals</b>	2	2	1			3	3	3		1:07.41	12.79%	14

Improved time

\* Indicates converted time. All times displayed as S - Short Course Meters (25m) equivalent.

## Morton, Max (11)

Event	BC, CK @ WB 6/4	GVR @ CKST 6/11	PC @ CK 6/18	Gator Open (Virtual) 6/20	Ken Caryl Invitational 6/24	KC, CK @ GVR 7/9	PC, GR @ CK 7/16	League Championships 7/22	State Championships 7/29	Amount Improved	% Improved	Summary
100 Free	1:39.63	1:37.18	1:44.10					1:35.95		3.68	3.69%	3
50 Back	51.94	50.01	52.65					48.94		3.00	5.78%	3
50 Free	41.08	42.57	43.29					39.71		1.37	3.33%	2
<b>Totals</b>	3	2						3		8.05	4.27%	8

Improved time

\* Indicates converted time. All times displayed as S - Short Course Meters (25m) equivalent.

## Nichols, Ava (15)

Event	BC, CK @ WB 6/4	GVR @ CKST 6/11	PC @ CK 6/18	Gator Open (Virtual) 6/20	Ken Caryl Invitational 6/24	KC, CK @ GVR 7/9	PC, GR @ CK 7/16	League Championships 7/22	State Championships 7/29	Amount Improved	% Improved	Summary
100 Free	1:34.02			1:39.06						--	0.00%	1
50 Free	42.46	40.43		43.36						2.03	4.78%	2
<b>Totals</b>	2	1								2.03	2.39%	3

Improved time

\* Indicates converted time. All times displayed as S - Short Course Meters (25m) equivalent.

# Nichols, May (15)

Event	BC, CK @ WB 6/4	GVR @ CKST 6/11	PC @ CK 6/18	Gator Open (Virtual) 6/20	Ken Caryl Invitational 6/24	KC, CK @ GVR 7/9	PC, GR @ CK 7/16	League Championships 7/22	State Championships 7/29	Amount Improved	% Improved	Summary
100 Breast		2:07.72								--	--	1
50 Free		43.04								--	--	1
<b>Totals</b>		2								--	--	2

Improved time

\* Indicates converted time. All times displayed as S - Short Course Meters (25m) equivalent.

# Pecha, Eloise (7)

Event	BC, CK @ WB 6/4	GVR @ CKST 6/11	PC @ CK 6/18	Gator Open (Virtual) 6/20	Ken Caryl Invitational 6/24	KC, CK @ GVR 7/9	PC, GR @ CK 7/16	League Championships 7/22	State Championships 7/29	Amount Improved	% Improved	Summary
25 Back			1:14.22	--		54.79	48.81			25.41	34.24%	3
25 Free				1:21.70		51.40	1:04.82			30.30	37.09%	2
<b>Totals</b>			1	1		2	1			55.71	35.66%	5

Improved time

\* Indicates converted time. All times displayed as S - Short Course Meters (25m) equivalent.

# Pecha, Liam (9)

Event	BC, CK @ WB 6/4	GVR @ CKST 6/11	PC @ CK 6/18	Gator Open (Virtual) 6/20	Ken Caryl Invitational 6/24	KC, CK @ GVR 7/9	PC, GR @ CK 7/16	League Championships 7/22	State Championships 7/29	Amount Improved	% Improved	Summary
50 Back		2:23.85	1:26.81	1:39.58		1:32.71	1:37.97			57.04	39.65%	2
50 Breast			--							--	--	
50 Free		--		--		1:33.26	1:10.23			23.03	24.69%	2
<b>Totals</b>		1	1			1	1			1:20.07	32.17%	4

Improved time

\* Indicates converted time. All times displayed as S - Short Course Meters (25m) equivalent.

# Retrum, Lars (7)

Event	BC, CK @ WB 6/4	GVR @ CKST 6/11	PC @ CK 6/18	Gator Open (Virtual) 6/20	Ken Caryl Invitational 6/24	KC, CK @ GVR 7/9	PC, GR @ CK 7/16	League Championships 7/22	State Championships 7/29	Amount Improved	% Improved	Summary
25 Back				39.68				31.70		7.98	20.11%	2
25 Breast		--								--	--	
<b>Totals</b>		1	1	2				3		22.54	15.50%	7

Event	BC, CK @ WB 6/4	GVR @ CKST 6/11	PC @ CK 6/18	Gator Open (Virtual) 6/20	Ken Caryl Invitational 6/24	KC, CK @ GVR 7/9	PC, GR @ CK 7/16	League Championships 7/22	State Championships 7/29	Amount Improved	% Improved	Summary
25 Free		29.96	31.45	29.83				26.64		3.32	11.08%	3
50 Free			1:13.38					1:02.14		11.24	15.32%	2
<b>Totals</b>		1	1	2				3		22.54	15.50%	7

Improved time

\* Indicates converted time. All times displayed as S - Short Course Meters (25m) equivalent.

## Roberts, Tatum (9)

Event	BC, CK @ WB 6/4	GVR @ CKST 6/11	PC @ CK 6/18	Gator Open (Virtual) 6/20	Ken Caryl Invitational 6/24	KC, CK @ GVR 7/9	PC, GR @ CK 7/16	League Championships 7/22	State Championships 7/29	Amount Improved	% Improved	Summary
100 Free										--	--	
50 Back	1:16.33	--				1:18.14	1:17.58	1:15.21		1.12	1.47%	2
50 Breast	--	1:47.27				1:46.00	--	--		1.27	1.18%	2
50 Free	1:01.31	1:06.89				1:07.91	1:00.39	59.42		1.89	3.08%	3
<b>Totals</b>	2	1				1	1	2		4.28	1.91%	7

Improved time

\* Indicates converted time. All times displayed as S - Short Course Meters (25m) equivalent.

## Robles, Selah (18)

Event	BC, CK @ WB 6/4	GVR @ CKST 6/11	PC @ CK 6/18	Gator Open (Virtual) 6/20	Ken Caryl Invitational 6/24	KC, CK @ GVR 7/9	PC, GR @ CK 7/16	League Championships 7/22	State Championships 7/29	Amount Improved	% Improved	Summary
50 Free										--	--	
<b>Totals</b>										--	--	

\* Indicates converted time. All times displayed as S - Short Course Meters (25m) equivalent.

## Root, Ainsleigh (8)

Event	BC, CK @ WB 6/4	GVR @ CKST 6/11	PC @ CK 6/18	Gator Open (Virtual) 6/20	Ken Caryl Invitational 6/24	KC, CK @ GVR 7/9	PC, GR @ CK 7/16	League Championships 7/22	State Championships 7/29	Amount Improved	% Improved	Summary
25 Back							29.60	29.50		0.10	0.34%	2
25 Breast	35.95	31.18	32.36		32.70	28.40	28.79	30.20		7.55	21.00%	3
25 Free	26.57	26.03	24.99			23.05	22.84	24.52		3.73	14.04%	5
50 Free	1:00.08	1:03.13	57.89			--	58.61			2.19	3.65%	2
<b>Totals</b>	3	2	2			2	2	1		13.57	9.76%	12

Improved time

\* Indicates converted time. All times displayed as S - Short Course Meters (25m) equivalent.

## Root, Ana (10)

Event	BC, CK @ WB 6/4	GVR @ CKST 6/11	PC @ CK 6/18	Gator Open (Virtual) 6/20	Ken Caryl Invitational 6/24	KC, CK @ GVR 7/9	PC, GR @ CK 7/16	League Championships 7/22	State Championships 7/29	Amount Improved	% Improved	Summary
100 IM		2:31.33	--			2:11.30	--	1:59.35		31.98	21.13%	3
50 Back	59.42	56.54	57.29			52.38	52.93	52.63		7.04	11.85%	3
50 Breast	--									--	--	
50 Free	1:02.26	55.46	54.54	57.95		49.83	46.74	45.75		16.51	26.52%	6
<b>Totals</b>	2	3	1			3	1	2		55.53	19.83%	12

Improved time

\* Indicates converted time. All times displayed as S - Short Course Meters (25m) equivalent.

## Root, Jenson (5)

Event	BC, CK @ WB 6/4	GVR @ CKST 6/11	PC @ CK 6/18	Gator Open (Virtual) 6/20	Ken Caryl Invitational 6/24	KC, CK @ GVR 7/9	PC, GR @ CK 7/16	League Championships 7/22	State Championships 7/29	Amount Improved	% Improved	Summary
25 Back	1:30.33	57.41	52.09	1:06.52		1:00.14	51.51	51.56		38.82	42.98%	4
25 Free	1:28.66	1:16.17	57.18	1:03.03		43.08	42.73	42.61		46.05	51.94%	6
<b>Totals</b>	2	2	2			1	2	1		1:24.87	47.46%	10

Improved time

\* Indicates converted time. All times displayed as S - Short Course Meters (25m) equivalent.

## Salizar-Batra, Inti (10)

Event	BC, CK @ WB 6/4	GVR @ CKST 6/11	PC @ CK 6/18	Gator Open (Virtual) 6/20	Ken Caryl Invitational 6/24	KC, CK @ GVR 7/9	PC, GR @ CK 7/16	League Championships 7/22	State Championships 7/29	Amount Improved	% Improved	Summary
100 Free							2:04.56			--	--	1
100 IM							2:16.01	1:59.89		16.12	11.85%	2
50 Back			54.41		--	53.81	55.02	52.59		1.82	3.34%	3
50 Breast			1:01.44		1:05.28	1:01.65		58.98		2.46	4.00%	2
50 Free			47.36			44.50				2.86	6.04%	2
<b>Totals</b>			3			2	2	3		23.26	6.31%	10

Improved time

\* Indicates converted time. All times displayed as S - Short Course Meters (25m) equivalent.

## Sardakowski, Rachael (9)

Event	BC, CK @ WB 6/4	GVR @ CKST 6/11	PC @ CK 6/18	Gator Open (Virtual) 6/20	Ken Caryl Invitational 6/24	KC, CK @ GVR 7/9	PC, GR @ CK 7/16	League Championships 7/22	State Championships 7/29	Amount Improved	% Improved	Summary
100 Free				2:40.76						--	--	1
50 Back			--			1:10.27	1:05.54			4.73	6.73%	2
50 Fly			--							--	--	
50 Free				1:06.18		51.78	56.73			14.40	21.76%	2
<b>Totals</b>				2		2	1			19.13	14.25%	5

Improved time

\* Indicates converted time. All times displayed as S - Short Course Meters (25m) equivalent.

## Schild, Jordyn (15)

Event	BC, CK @ WB 6/4	GVR @ CKST 6/11	PC @ CK 6/18	Gator Open (Virtual) 6/20	Ken Caryl Invitational 6/24	KC, CK @ GVR 7/9	PC, GR @ CK 7/16	League Championships 7/22	State Championships 7/29	Amount Improved	% Improved	Summary
100 Back			1:22.62			1:21.10				1.52	1.84%	2
100 Breast			1:40.24			1:36.70	1:38.93	1:36.79		3.54	3.53%	2
100 Fly		1:30.70				1:31.82	1:30.85	1:27.53		3.17	3.50%	2
100 Free	1:11.27				1:09.84					1.43	2.01%	2
200 Free	2:39.78									--	--	1
200 IM		2:59.39								--	--	1
400 Free	5:49.21				5:39.26		5:50.66	5:38.33		10.88	3.12%	3
50 Free		31.22	31.21		31.67					0.01	0.03%	2
<b>Totals</b>	3	3	3		2	2		2		20.55	2.34%	15

Improved time

\* Indicates converted time. All times displayed as S - Short Course Meters (25m) equivalent.

## Schild, Kayleigh (10)

Event	BC, CK @ WB 6/4	GVR @ CKST 6/11	PC @ CK 6/18	Gator Open (Virtual) 6/20	Ken Caryl Invitational 6/24	KC, CK @ GVR 7/9	PC, GR @ CK 7/16	League Championships 7/22	State Championships 7/29	Amount Improved	% Improved	Summary
100 Free		1:25.67								--	--	1
100 IM	1:33.40				1:31.87	1:31.33	1:33.63	1:32.39		2.07	2.22%	3
200 Free		2:59.78					3:00.03			--	0.00%	1
<b>Totals</b>	3	3	2		3	2				6.80	2.09%	13

Event	BC, CK @ WB 6/4	GVR @ CKST 6/11	PC @ CK 6/18	Gator Open (Virtual) 6/20	Ken Caryl Invitational 6/24	KC, CK @ GVR 7/9	PC, GR @ CK 7/16	League Championships 7/22	State Championships 7/29	Amount Improved	% Improved	Summary
50 Back	41.66		42.33		41.28	41.48	42.50	41.91		0.38	0.91%	2
50 Breast	49.49		48.00		47.30		49.37			2.19	4.43%	3
50 Fly		43.51				41.35		42.70		2.16	4.96%	2
50 Free			37.88				38.57			--	0.00%	1
<b>Totals</b>	3	3	2		3	2				6.80	2.09%	13

Improved time

\* Indicates converted time. All times displayed as S - Short Course Meters (25m) equivalent.

## Seehafer, Josh (9)

Event	BC, CK @ WB 6/4	GVR @ CKST 6/11	PC @ CK 6/18	Gator Open (Virtual) 6/20	Ken Caryl Invitational 6/24	KC, CK @ GVR 7/9	PC, GR @ CK 7/16	League Championships 7/22	State Championships 7/29	Amount Improved	% Improved	Summary
100 IM		2:32.46								--	--	1
50 Back	1:14.44									--	--	1
50 Breast	--	1:02.97	59.52		1:01.78	58.62	56.70	57.04		6.27	9.96%	4
50 Free	1:05.00	56.53	1:11.53			52.04	56.65	49.14		15.86	24.40%	4
<b>Totals</b>	2	3	1			2	1	1		22.13	17.18%	10

Improved time

\* Indicates converted time. All times displayed as S - Short Course Meters (25m) equivalent.

## Smith, Elia / Eli (10)

Event	BC, CK @ WB 6/4	GVR @ CKST 6/11	PC @ CK 6/18	Gator Open (Virtual) 6/20	Ken Caryl Invitational 6/24	KC, CK @ GVR 7/9	PC, GR @ CK 7/16	League Championships 7/22	State Championships 7/29	Amount Improved	% Improved	Summary
100 Free	2:20.90	2:11.05	2:07.79					1:53.18		27.72	19.67%	4
50 Back						1:18.97	1:18.34	1:04.95		14.02	17.75%	3
50 Breast	--	1:49.71	1:36.78			--	1:32.16			17.55	16.00%	3
50 Free	53.74	52.56	47.70	55.50		47.91	48.17	46.78		6.96	12.95%	4
<b>Totals</b>	2	3	3			1	2	3		1:06.25	16.59%	14

Improved time

\* Indicates converted time. All times displayed as S - Short Course Meters (25m) equivalent.

## Smith, Nash (8)

Event	BC, CK @ WB 6/4	GVR @ CKST 6/11	PC @ CK 6/18	Gator Open (Virtual) 6/20	Ken Caryl Invitational 6/24	KC, CK @ GVR 7/9	PC, GR @ CK 7/16	League Championships 7/22	State Championships 7/29	Amount Improved	% Improved	Summary
100 Free						1:44.20				--	--	1
100 IM						2:05.65	1:56.53	1:55.01		10.64	8.47%	3
25 Back							27.54			--	--	1
25 Breast		32.69								--	--	1
25 Fly			27.61		26.38		26.11	24.78		2.83	10.25%	4
25 Free		19.04	19.74		19.01	19.96		19.43		0.03	0.16%	2
50 Free		45.36			45.31					0.05	0.11%	2
<b>Totals</b>		3	1		3	2	3	2		13.55	4.75%	14

Improved time

\* Indicates converted time. All times displayed as S - Short Course Meters (25m) equivalent.

## Smith, Jojo (6)

Event	BC, CK @ WB 6/4	GVR @ CKST 6/11	PC @ CK 6/18	Gator Open (Virtual) 6/20	Ken Caryl Invitational 6/24	KC, CK @ GVR 7/9	PC, GR @ CK 7/16	League Championships 7/22	State Championships 7/29	Amount Improved	% Improved	Summary
25 Back										--	--	
25 Free	40.17		40.40	58.58		31.84	33.80	35.28		8.33	20.74%	2
50 Free						1:13.29	1:17.40	1:05.47		7.82	10.67%	2
<b>Totals</b>	1					2		1		16.15	15.70%	4

Improved time

\* Indicates converted time. All times displayed as S - Short Course Meters (25m) equivalent.





















## Sondakh, Frans (18)

Event	BC, CK @ WB 6/4	GVR @ CKST 6/11	PC @ CK 6/18	Gator Open (Virtual) 6/20	Ken Caryl Invitational 6/24	KC, CK @ GVR 7/9	PC, GR @ CK 7/16	League Championships 7/22	State Championships 7/29	Amount Improved	% Improved	Summary
100 Breast			1:22.52		1:17.14					5.38	6.52%	2
100 Free		1:04.35			1:04.45	59.95				4.40	6.84%	2
200 Free							2:21.43	2:10.87		10.56	7.47%	2
400 Free						5:16.98		4:58.96		18.02	5.68%	2
50 Free	28.50				26.81					1.69	5.93%	2
<b>Totals</b>	1	1	1		2	2	1	2		40.05	6.49%	10

 Improved time

\* Indicates converted time. All times displayed as S - Short Course Meters (25m) equivalent.






















## Taylor, Peyton (7)

Event	BC, CK @ WB 6/4	GVR @ CKST 6/11	PC @ CK 6/18	Gator Open (Virtual) 6/20	Ken Caryl Invitational 6/24	KC, CK @ GVR 7/9	PC, GR @ CK 7/16	League Championships 7/22	State Championships 7/29	Amount Improved	% Improved	Summary
25 Back	54.86 					50.67 	42.49 	38.87 		15.99	29.15%	4 
25 Breast	--	--	--			1:14.12 	53.31 	--		20.81	28.08%	2 
25 Free	46.00 	47.69	45.83 	1:09.53		42.95 	35.92 	31.22 		14.78	32.13%	5 
<b>Totals</b>	2 		1 			3 	3 	2 		51.58	29.78%	11 

 Improved time

\* Indicates converted time. All times displayed as S - Short Course Meters (25m) equivalent.














## Taylor, Quentin (11)

Event	BC, CK @ WB 6/4	GVR @ CKST 6/11	PC @ CK 6/18	Gator Open (Virtual) 6/20	Ken Caryl Invitational 6/24	KC, CK @ GVR 7/9	PC, GR @ CK 7/16	League Championships 7/22	State Championships 7/29	Amount Improved	% Improved	Summary
100 IM	2:08.29 	2:07.34 	2:05.09 			1:58.51 	2:01.27	1:58.55		9.78	7.62%	4 
50 Breast	57.45 	57.50	53.45 		54.90	51.83 	51.40 	53.15		6.05	10.53%	4 
50 Fly			1:05.83 			1:07.08				--	0.00%	1 
50 Free	50.08 	51.44					44.93 	45.40		5.15	10.28%	2 
<b>Totals</b>	3 	1 	3 			2 	2 			20.98	7.11%	11 

 Improved time

\* Indicates converted time. All times displayed as S - Short Course Meters (25m) equivalent.

## Todd, JoJo (5)

Event	BC, CK @ WB 6/4	GVR @ CKST 6/11	PC @ CK 6/18	Gator Open (Virtual) 6/20	Ken Caryl Invitational 6/24	KC, CK @ GVR 7/9	PC, GR @ CK 7/16	League Championships 7/22	State Championships 7/29	Amount Improved	% Improved	Summary
25 Back	1:06.89 	1:09.07	1:03.27 	1:07.67			51.88 	1:12.67		15.01	22.44%	3 
25 Breast							--			--	--	
25 Free	1:14.00 	1:06.17 	1:17.27	1:16.94			55.07 	1:12.36		18.93	25.58%	3 
<b>Totals</b>	2 	1 	1 				2 			33.94	24.01%	6 

 Improved time

\* Indicates converted time. All times displayed as S - Short Course Meters (25m) equivalent.

## Todd, Paisley (11)

Event	BC, CK @ WB 6/4	GVR @ CKST 6/11	PC @ CK 6/18	Gator Open (Virtual) 6/20	Ken Caryl Invitational 6/24	KC, CK @ GVR 7/9	PC, GR @ CK 7/16	League Championships 7/22	State Championships 7/29	Amount Improved	% Improved	Summary
100 Free		2:05.84								--	--	1
100 IM		2:04.01					1:52.95	1:49.85		14.16	11.42%	3
200 Free			3:55.50							--	--	1
50 Back			56.79				1:03.51			--	0.00%	1
50 Breast	1:01.03		1:01.76					57.13		3.90	6.39%	2
50 Fly	48.88	47.90			47.13		44.41	45.62		4.47	9.14%	4
50 Free	49.45									--	--	1
<b>Totals</b>	<b>3 </b>	<b>3 </b>	<b>2 </b>		<b>1 </b>		<b>2 </b>	<b>2 </b>		<b>22.53</b>	<b>6.74%</b>	<b>13 </b>

Improved time

\* Indicates converted time. All times displayed as S - Short Course Meters (25m) equivalent.

## Todd, Sienna (8)

Event	BC, CK @ WB 6/4	GVR @ CKST 6/11	PC @ CK 6/18	Gator Open (Virtual) 6/20	Ken Caryl Invitational 6/24	KC, CK @ GVR 7/9	PC, GR @ CK 7/16	League Championships 7/22	State Championships 7/29	Amount Improved	% Improved	Summary
100 Free		1:55.72								--	--	1
100 IM							2:06.04	1:02.54		1:03.50	50.38%	2
25 Back		26.58	26.28		25.15		24.33			2.25	8.47%	4
25 Breast	38.08		32.86				29.50	31.50		8.58	22.53%	3
25 Fly		28.43								--	--	1
25 Free		20.61	19.86		20.92					0.75	3.64%	2
50 Free	50.18				48.92			46.26		3.92	7.81%	3
<b>Totals</b>	<b>2 </b>	<b>4 </b>	<b>3 </b>		<b>2 </b>		<b>3 </b>	<b>2 </b>		<b>1:19.00</b>	<b>18.57%</b>	<b>16 </b>

Improved time

\* Indicates converted time. All times displayed as S - Short Course Meters (25m) equivalent.

## Uhl, Addy (7)

Event	BC, CK @ WB 6/4	GVR @ CKST 6/11	PC @ CK 6/18	Gator Open (Virtual) 6/20	Ken Caryl Invitational 6/24	KC, CK @ GVR 7/9	PC, GR @ CK 7/16	League Championships 7/22	State Championships 7/29	Amount Improved	% Improved	Summary
25 Back		--	37.36	--						--	0.00%	1
<b>Totals</b>		<b>1 </b>	<b>2 </b>							<b>1.36</b>	<b>1.86%</b>	<b>3 </b>

Event	BC, CK @ WB 6/4	GVR @ CKST 6/11	PC @ CK 6/18	Gator Open (Virtual) 6/20	Ken Caryl Invitational 6/24	KC, CK @ GVR 7/9	PC, GR @ CK 7/16	League Championships 7/22	State Championships 7/29	Amount Improved	% Improved	Summary
25 Free		36.54	35.18	48.00						1.36	3.72%	2
<b>Totals</b>		1	2							1.36	1.86%	3

Improved time

\* Indicates converted time. All times displayed as S - Short Course Meters (25m) equivalent.

## Weaver, Coleman (11)

Event	BC, CK @ WB 6/4	GVR @ CKST 6/11	PC @ CK 6/18	Gator Open (Virtual) 6/20	Ken Caryl Invitational 6/24	KC, CK @ GVR 7/9	PC, GR @ CK 7/16	League Championships 7/22	State Championships 7/29	Amount Improved	% Improved	Summary
50 Back			55.16	1:01.70		56.25	56.36			--	0.00%	1
50 Breast	1:16.30		1:10.58	1:15.84		--	1:08.75			7.55	9.90%	3
50 Free	51.05		45.17	49.03		45.69	44.16			6.89	13.50%	3
<b>Totals</b>	2		3				2			14.44	7.80%	7

Improved time

\* Indicates converted time. All times displayed as S - Short Course Meters (25m) equivalent.

## Weaver, Sadie (13)

Event	BC, CK @ WB 6/4	GVR @ CKST 6/11	PC @ CK 6/18	Gator Open (Virtual) 6/20	Ken Caryl Invitational 6/24	KC, CK @ GVR 7/9	PC, GR @ CK 7/16	League Championships 7/22	State Championships 7/29	Amount Improved	% Improved	Summary
100 Breast		--	--	--		--	--			--	--	
100 Free		1:41.98	1:41.02	1:54.40		1:37.58	1:40.16			4.40	4.31%	3
50 Free	49.60	47.25	45.49	48.61		43.65	43.46			6.14	12.38%	5
<b>Totals</b>	1	2	2			2	1			10.54	8.35%	8

Improved time

\* Indicates converted time. All times displayed as S - Short Course Meters (25m) equivalent.

## White, Isla (8)

Event	BC, CK @ WB 6/4	GVR @ CKST 6/11	PC @ CK 6/18	Gator Open (Virtual) 6/20	Ken Caryl Invitational 6/24	KC, CK @ GVR 7/9	PC, GR @ CK 7/16	League Championships 7/22	State Championships 7/29	Amount Improved	% Improved	Summary
25 Back										--	--	
25 Free		46.17		58.01						--	0.00%	1
<b>Totals</b>		1								--	0.00%	1

Improved time

\* Indicates converted time. All times displayed as S - Short Course Meters (25m) equivalent.

## Woodbury, Catrin (15)

Event	BC, CK @ WB 6/4	GVR @ CKST 6/11	PC @ CK 6/18	Gator Open (Virtual) 6/20	Ken Caryl Invitational 6/24	KC, CK @ GVR 7/9	PC, GR @ CK 7/16	League Championships 7/22	State Championships 7/29	Amount Improved	% Improved	Summary
100 Back	1:20.25	1:19.58	1:20.73		1:18.18					2.07	2.58%	3
100 Breast	1:38.03		1:37.91				1:35.29	1:34.70		3.33	3.40%	4
100 Fly						1:24.82				--	--	1
100 Free						1:12.38	1:10.53			1.85	2.56%	2
200 Free						2:34.90				--	--	1
200 IM		2:59.69			3:00.45					--	0.00%	1
400 Free	5:43.22				5:23.02			5:20.23		22.99	6.70%	3
50 Free		32.48	32.36				32.35	32.31		0.17	0.52%	4
<b>Totals</b>	3	3	2		2	3	3	3		30.41	2.63%	19

Improved time

\* Indicates converted time. All times displayed as S - Short Course Meters (25m) equivalent.

## Woodbury, Riley (12)

Event	BC, CK @ WB 6/4	GVR @ CKST 6/11	PC @ CK 6/18	Gator Open (Virtual) 6/20	Ken Caryl Invitational 6/24	KC, CK @ GVR 7/9	PC, GR @ CK 7/16	League Championships 7/22	State Championships 7/29	Amount Improved	% Improved	Summary
100 Free				1:55.33						--	--	1
100 IM				1:54.52						--	--	1
200 Free				4:04.51						--	--	1
50 Back			53.87			53.98	55.70	48.08		5.79	10.75%	2
50 Breast			58.45			52.38	56.25	50.96		7.49	12.81%	3
50 Fly	59.91									--	--	1
50 Free	41.42		41.91			44.24	42.67	41.65		--	0.00%	1
<b>Totals</b>	2		2	3		1		2		13.28	7.85%	10

Improved time

\* Indicates converted time. All times displayed as S - Short Course Meters (25m) equivalent.

## Zeller, Drew (14)

Event	BC, CK @ WB 6/4	GVR @ CKST 6/11	PC @ CK 6/18	Gator Open (Virtual) 6/20	Ken Caryl Invitational 6/24	KC, CK @ GVR 7/9	PC, GR @ CK 7/16	League Championships 7/22	State Championships 7/29	Amount Improved	% Improved	Summary
100 Back			1:25.71		1:24.33					1.38	1.61%	2
100 Breast			1:35.32				1:33.51	1:32.31		3.01	3.16%	3
100 Fly		1:22.56								--	--	1
100 Free		1:07.32			1:08.12					--	0.00%	1
200 Free						2:30.24				--	--	1
200 IM						2:56.64				--	--	1
400 Free							5:28.07	5:10.99		17.08	5.21%	2
50 Free		30.45	30.63		30.59	31.74	31.29	30.59		--	0.00%	1
<b>Totals</b>		3	2		1	2	2	2		21.47	1.99%	12

Improved time

\* Indicates converted time. All times displayed as S - Short Course Meters (25m) equivalent.

## Zeller, Ethan (8)

Event	BC, CK @ WB 6/4	GVR @ CKST 6/11	PC @ CK 6/18	Gator Open (Virtual) 6/20	Ken Caryl Invitational 6/24	KC, CK @ GVR 7/9	PC, GR @ CK 7/16	League Championships 7/22	State Championships 7/29	Amount Improved	% Improved	Summary
25 Back						28.54	30.47	31.55		--	0.00%	1
25 Breast	39.88	37.32	32.33		32.89	33.11	--	30.68		9.20	23.07%	4
25 Free	27.54	25.40	26.65					24.26		3.28	11.91%	3
50 Free	1:07.71	59.01	1:01.20			1:00.14	58.83			8.88	13.11%	3
<b>Totals</b>	3	3	1			1	1	2		21.36	12.02%	11

Improved time

\* Indicates converted time. All times displayed as S - Short Course Meters (25m) equivalent.