



**SWIM
ATLANTA**

ASA Divisional Championship - Session 2

Presented by Swim Atlanta

Wednesday, June 29, 2022 – 4:00 PM

Price \$10.00



Since 1977, **SwimAtlanta** has defined swim instruction in Atlanta. We turn out champions on our competitive swim team, and we offer swim lessons for people of all ages. To find the closest location & schedule a try out visit www.swimatlanta.com


2022 ASA Championship Divisional 2 - 6/29/2022**Team List**

| | | | |
|----|-------|--------------------------------|------------------|
| 1 | BSC | BRITTANY BARRACUDAS | BRITTANY CLUB |
| 2 | DEC | DECATUR GATORS | DECATUR GATORS |
| 3 | DCC | DUNWOODY COUNTRY CLUB DOLPHINS | DCC |
| 4 | DNDC | DUNWOODY NORTH FINS SWIM TEAM | DUNWOODY N FINS |
| 5 | GHP | GARDEN HILLS COOL SHARKS | COOL SHARKS |
| 6 | GPP | GLENWOOD PARK PIRANHAS | GP PIRANHAS |
| 7 | HWST | HANOVER WEST SWIM TEAM | HANOVER WEST |
| 8 | HUNTC | HUNTCLIFF SWIM TEAM | HUNTCLIFF |
| 9 | INDO | IN TOWN DOLPHINS | IN TOWN DOLPHINS |
| 10 | KRS | KINGSLEY DOLPHINS | KINGSLEYDOLPHINS |
| 11 | MTA | MOUNTAIRE PARK BARRACUDAS SWIM | MOUNTAIRE |
| 12 | PBSTC | PANGBORN PIRANHAS SWIM TEAM | PANGBORN PIRANHA |
| 13 | RED | REDFIELD SUN DEVILS | REDFIELD |
| 14 | SWS | SPALDING WOODS SHARKS SWIM TEA | SPALDING WOODS |
| 15 | VMCI | VILLAGE MILL VIPERS | VILLAGE MILL |
| 16 | WHEH | WESTHAMPTON/EMBRY HILLS ELECTR | ELECTRICRAYS |
| 17 | WYNH | WYNTERHALL SWIMMING | WYNTERHALL |

2022 ASA Championship Warmup and Seating for Session 2

| Session | Date | Team | Warmup Time - Pool - Assigned Lane(s) | Building Entry | Seating Area |
|---------|-----------|-------------------------|--|----------------|---------------------------------------|
| 2 | Wed. 6-29 | Brittany Club | 3:10 - 3:25 pm - Boys - Pool - Lanes - 4-8 | 2:40 PM | Sec. 201 Rows, A, B, C, D |
| 2 | Wed. 6-29 | Decatur | 3:10 - 3:25 pm - Girls - Pool - Lanes - 3-8 | 2:40 PM | Sec. Bleacher I, J Rows, All |
| 2 | Wed. 6-29 | Dunwoody CC | 3:10 - 3:25 pm - Girls - Pool - Lanes - 1 -2 | 2:40 PM | Sec. 101 Rows, D |
| 2 | Wed. 6-29 | Dunwoody North | 2:40 - 2:55 pm - Boys - Pool - Lanes - 1-3 | 2:10 PM | Sec. Bleacher C Rows, All |
| 2 | Wed. 6-29 | Garden Hills | 3:40 - 3:55 pm - Both - Pool - Lanes - All | 3:10 PM | Sec. Bleacher K, L, M, N, O Rows, All |
| 2 | Wed. 6-29 | Glenwood Park | 3:25 - 3:40 pm - Boys - Pool - Lanes - 5-8 | 2:55 PM | Sec. Bleacher F Rows, All |
| 2 | Wed. 6-29 | Hanover West | 2:25 -2:40 pm - Both - Pool - Lanes - All | 1:55 PM | Sec. 203 Rows, All |
| 2 | Wed. 6-29 | Huntcliff | 2:40 - 2:55 pm - Girls - Pool - Lanes - 1 - 2 | 2:10 PM | Sec. 201 Rows, E, F, G |
| 2 | Wed. 6-29 | Intown Dolphins | 3:25 - 3:40 pm - Girls - Pool - Lanes - 1-5 | 2:55 PM | Sec. Bleacher D, E Rows, All |
| 2 | Wed. 6-29 | Kingsley | 2:55 - 3:10 pm - Boys - Pool - Lanes - 3-8 | 2:25 PM | Sec. 101 Rows, A, B, C |
| 2 | Wed. 6-29 | Mountaire | 2:55 - 3:10 pm - Girls and Boys - Pool - Lanes - 1 - 2 | 2:25 PM | Sec. 202 Rows, F, G, H, I |
| 2 | Wed. 6-29 | Pangborn | 2:55 - 3:10 pm - Girls - Pool - Lanes - 3 - 8 | 2:25 PM | Sec. Bleacher A, B Rows, All |
| 2 | Wed. 6-29 | Redfield | 2:40 - 2:55 pm - Boys - Pool - Lanes - 5-8 | 2:10 PM | Sec. 102 Rows, A, B |
| 2 | Wed. 6-29 | Spalding Woods | 3:25 - 3:40 pm - Girls - Pool - Lanes - 6-8 | 2:55 PM | Sec. Bleacher H Rows, All |
| 2 | Wed. 6-29 | Village Mill | 3:25 - 3:40 pm - Boys - Pool - Lanes - 1-4 | 2:55 PM | Sec. Bleacher G Rows, All |
| 2 | Wed. 6-29 | Westhampton/Embry Hills | 3:10 - 3:25 pm - Boys - Pool - Lanes - 1 - 3 | 2:40 PM | Sec. 102 Rows, C, D |
| 2 | Wed. 6-29 | Wynterhall | 2:40 - 2:55 pm - Girls - Pool - Lanes - 3-8 | 2:10 PM | Sec. 202 Rows, C, D, E |

Warmups must be supervised by a coach. Swimmers must enter the water feet first and may not use blocks except in lanes 0 and 9. Ln 0 and 9 are for 1 way sprints only. Teams not complying will be removed from warmups.



June 29, 2022

Greetings to all in Swimland,

On behalf of the Atlanta Swim Association we would like to welcome you back to the 2022 ASA Championship meet. We missed many of you last year, we are happy to have you back in the stands supporting your swimmers and bringing an energy to the meet that was noticeably lacking last year. We are so grateful to be somewhat back to normal at our meets, how nice it is to look across the pool deck and see another team. What a year we have had, another wonderful season of swimming, sportsmanship and fun. We are excited to once again host one of the largest meets in the U.S. and look forward to another great meet. We want to wish all of our swimmers the best of luck in this weekend's competition.

This year we are happy to return to the Georgia Tech and the McAuley Aquatic Center. This facility hosted the 1996 Olympic swimming, diving, water polo and synchronized swimming events. This wonderful facility has played host to numerous national and international events and is one of the best aquatic facilities in the world. Just recently Georgia Tech hosted both the 2022 Women's and Men's NCAA Division I Swimming and Diving Championships. Many more great events are on tap for the best aquatic center in the US. We are lucky to host our championship at one of the premier facilities in the US. ASA thanks the staff of the Georgia Tech Campus Recreation Center for all of their help in hosting this year's championship.

The Atlanta Swim Association strives to offer the best swimming program in town. We not only want to help create good swimmers, we hope to help create good people. We encourage good sportsmanship, the benefits teamwork, and want our swimmers to continue to improve their performances through hard work and fair play. These objectives are carried out each season by the tireless efforts of coaches and parent coordinators who continue to make each season fun for all. If you see one of these folks today, be sure to thank them, they are what make ASA the program it is today. We are grateful for their hard work and great attitudes. We hope that everyone has had a fun summer of swimming so far.

A special thank you goes to all of our volunteers this weekend. Each year teams provide us with the best help in the world for running a meet of this size. Thanks to the work of our volunteer timers, runners, bullpen workers, crowd control workers, awards and drink workers this meet gets done in a timely fashion. We would never be able to have this meet without their help.

We hope you enjoy the competition and again wish all of our teams and swimmers the best of luck.

Sincerely,

Franke Marsden and Mark Nedza
ASA Coordinators



DIVE IN GET CHLORINE OUT

The only shampoo that gently removes
damaging chlorine so you don't have to
sacrifice your hair.

ultraswim.com



7 FL OZ (207 mL)



2022 ASA Worker Assignments Session 2

| | | | Timers please report to the bullpen for your pool 30 minutes prior to the start of the session | | | | | | | |
|---------------------------|-----|--------|---|------------|-----------|--------|-------|--------|---------------|--------------|
| | | | (TIMERS NEED BRING YOUR OWN WATCHES, WE WILL PROVIDE CLIPBOARDS) | | | | | | | |
| | | | Runners please report to the timing room 20 minutes prior to the start of the session | | | | | | | |
| | | | Drink workers please report to the timing room at the end of the medley relays. | | | | | | | |
| | | | Crowd control please report to the scoring room 30 minutes before the start of the session | | | | | | | |
| | | | Bullpen workers please report to Bullpen 30 minutes before the start of the session | | | | | | | |
| | | | Awards workers please report to the timing room at the beginning of each session | | | | | | | |
| | | | Numbers in each box represent the number of workers you are responsible for each job | | | | | | | |
| Team | SSN | Date | Girl Timers | Boy Timers | Runner(s) | Drinks | Crowd | Awards | Girls Bullpen | Boys Bullpen |
| Brittany Barracudas | 2 | 29-Jun | 2 | | 1 | | | | 1 | |
| Decatur Gators | 2 | 29-Jun | 2 | 2 | | | 1 | | | |
| Dndc | 2 | 29-Jun | | 2 | | | | | | |
| Dunwoody Country Club | 2 | 29-Jun | | | 1 | | | | | |
| Garden Hills Cool Sharks | 2 | 29-Jun | 4 | 4 | 2 | | | 1 | 1 | 1 |
| Glenwood Park Piranhas | 2 | 29-Jun | 2 | | | | 1 | | | |
| Hanover West | 2 | 29-Jun | 2 | 4 | | | | 2 | 1 | 1 |
| Huntcliff Hammerhead | 2 | 29-Jun | 2 | | | | | | | |
| In.Town Dolphins | 2 | 29-Jun | 2 | 2 | | | | | | |
| Kingsley Dolphins | 2 | 29-Jun | | 2 | 1 | | | | | 1 |
| Mountaire Park Barracudas | 2 | 29-Jun | 2 | | | | | 2 | | |
| Pangborn Piranhas | 2 | 29-Jun | | 2 | | | | | 1 | 1 |
| Redfield | 2 | 29-Jun | | | | 1 | | | 1 | 1 |
| Spalding Woods Sharks | 2 | 29-Jun | 2 | | | | | | | |
| Village Mill | 2 | 29-Jun | | 2 | | 1 | | | | |
| WH/EH Electricrays | 2 | 29-Jun | 2 | | | | | | | |
| Wynterhall Warriors | 2 | 29-Jun | | 2 | | | | 1 | 1 | 1 |

GT Aquatic Center Bleacher Diagram

A
B
C
D
E
F
G
H
I
J
K
L
M
N
O

Diving Well

Girls Pool

Boys Pool

Girls Bullpen

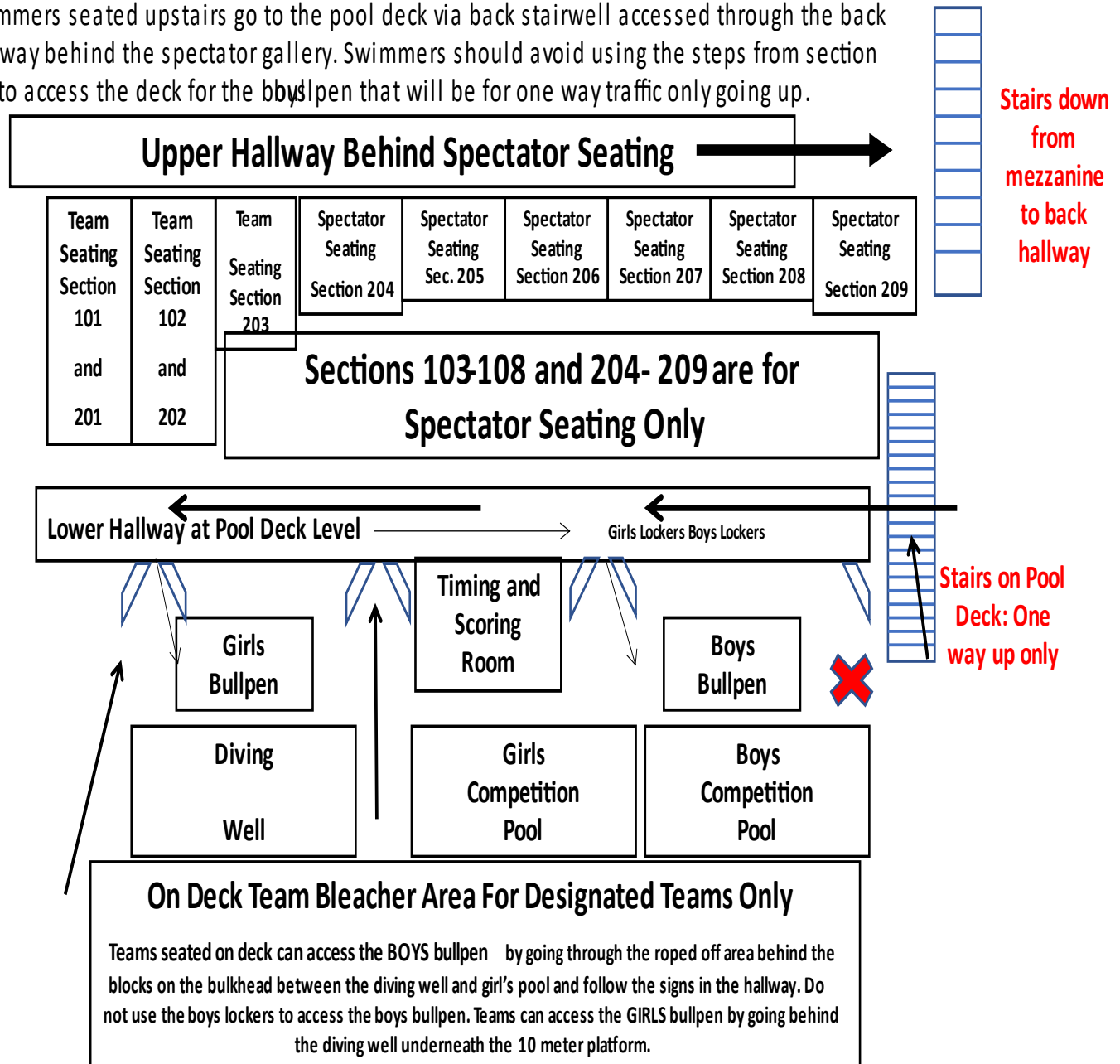
Boys Bullpen

**Upstairs Seating -
Team & Relay Alts**
Sec 101, 102, 201,
202, 203

Upstairs Seating for Spectators Only
Sections 103 - 108 & 204 - 209

GTAC Facility and Seating Chart

Swimmers seated upstairs go to the pool deck via back stairwell accessed through the back hallway behind the spectator gallery. Swimmers should avoid using the steps from section 209 to access the deck for the boys bullpen that will be for one way traffic only going up.



**CREATING A COMMUNITY FOR
THE FUTURE TO ACHIEVE THEIR
SWIMMING DREAMS FOR 30
PLUS YEARS**

**SWIMMING OUT OF 3 METRO
ATLANTA LOCATIONS ALL
YEAR-AROUND: WOODSTOCK,
MT. VIEW, AND CUMMING**



GOLDSWIM.COM

770-928-1506

2022 ASA Championship Divisional 2 - 6/29/2022
Session Report

Session: 1 Girls Events

Day of Meet: 1 Starts at 04:00 PM Heat Interval: 22 Seconds / Back +15 Seconds

| | | | |
|----|-------------------------------------|----|---------------------------------|
| 1 | Girls 6 & Under 100 Freestyle Relay | 33 | Women 15 & Over 100 Freestyle |
| 3 | Girls 7-8 100 Medley Relay | 37 | Girls 7-8 25 Backstroke |
| 5 | Girls 9-10 100 Medley Relay | 39 | Girls 9-10 25 Backstroke |
| 7 | Girls 11-12 200 Medley Relay | 41 | Girls 11-12 50 Backstroke |
| 9 | Girls 13-14 200 Medley Relay | 43 | Girls 13-14 50 Backstroke |
| 11 | Women 15 & Over 200 Medley Relay | 45 | Women 15 & Over 50 Backstroke |
| 13 | Girls 6 & Under 25 Freestyle | 47 | Girls 7-8 100 IM |
| 77 | Girls 7-8 100 Freestyle Relay | 49 | Girls 9-10 100 IM |
| 79 | Girls 9-10 100 Freestyle Relay | 51 | Girls 11-12 100 IM |
| 81 | Girls 11-12 200 Freestyle Relay | 53 | Girls 13-14 100 IM |
| 83 | Girls 13-14 200 Freestyle Relay | 55 | Women 15 & Over 100 IM |
| 85 | Women 15 & Over 200 Freestyle Relay | 57 | Girls 7-8 25 Breaststroke |
| 35 | Girls 6 & Under 25 Backstroke | 59 | Girls 9-10 25 Breaststroke |
| 15 | Girls 7-8 25 Freestyle | 61 | Girls 11-12 50 Breaststroke |
| 17 | Girls 9-10 25 Freestyle | 63 | Girls 13-14 50 Breaststroke |
| 19 | Girls 11-12 50 Freestyle | 65 | Women 15 & Over 50 Breaststroke |
| 21 | Girls 13-14 50 Freestyle | 67 | Girls 7-8 25 Butterfly |
| 23 | Women 15 & Over 50 Freestyle | 69 | Girls 9-10 25 Butterfly |
| 25 | Girls 7-8 50 Freestyle | 71 | Girls 11-12 50 Butterfly |
| 27 | Girls 9-10 50 Freestyle | 73 | Girls 13-14 50 Butterfly |
| 29 | Girls 11-12 100 Freestyle | 75 | Women 15 & Over 50 Butterfly |
| 31 | Girls 13-14 100 Freestyle | | |

SWIM ATLANTA Swim Team

Georgia Tech

750 Ferst Drive NW
Atlanta, GA 30318
678-230-4248

calebweir@swimatlanta.com
www.swimatlanta.com/gatech

Midway/Cumming

5059 Post Road
Cumming, GA 30040
770-888-0010

jordan@swimatlanta.com
www.swimatlanta.com/midway

Johns Creek

4050 Johns Creek Parkway
Suwanee, GA 30024
770-232-7227

wil@swimatlanta.com
www.swimatlanta.com/johnscreek

Roswell

795 Old Roswell Rd.
Roswell, GA 30076
770-992-7946

andy@swimatlanta.com
www.swimatlanta.com/roswell

Sugarloaf

4850 Sugarloaf Parkway
Lawrenceville, GA 30044
678-442-7946

scot@swimatlanta.com
www.swimatlanta.com/sugarloaf

NO REQUIRED FUNDRAISERS OR PARENT VOLUNTEERING
★ FOR SWIM TEAM!! ★

www.SwimAtlanta.com

2022 ASA Championship Divisional 2 - 6/29/2022

Meet Program - Girls Events

#1 Girls 6 & Under 100 Yard Freestyle Relay

ASA Meet: 1:17.73 2001 WINDWARD WAVES
 J. Rohal, T. Dickson, C. Cohen, K. Smith

| Lane | Team | Relay | Seed Time |
|--|---------------------|---------------------|-----------|
| Heat 1 of 1 Finals Starts at 04:00 PM | | | |
| 1 | WYNH | A | 2:28.22 |
| | Nora Woodworth 5 | Tatum Cohron 5 | |
| | Aubree Killgo 5 | Addie Parkhurst 6 | |
| 2 | GHP | B | 2:15.86 |
| | Evie Melton 6 | Ellis Torbert 6 | |
| | Claire Daniels 6 | Jeannette Arnold 6 | |
| 3 | HWST | B | 2:06.86 |
| | Mills Hargather 6 | Reese Meyer 5 | |
| | Emaline Nalley 6 | Katie Dumbacher 6 | |
| 4 | HWST | A | 1:48.27 |
| | Connor Smith 6 | Edith Coe 6 | |
| | Felicity Martin 6 | Collins Vreeland 6 | |
| 5 | GHP | A | 1:53.66 |
| | Siena Harris 6 | Pierce Walls 6 | |
| | Maevie Nguyen 6 | Grace Rodriguez 6 | |
| 6 | BSC | A | 2:08.32 |
| | Evie Toner 5 | Ava Calzaretta 5 | |
| | Margo Aust 6 | Abigail Riker 5 | |
| 7 | SWS | A | 2:22.53 |
| | Charlotte Polun 6 | Kiera Lesure 6 | |
| | Clementine Miller 6 | Ruthie Rabinowitz 6 | |
| 8 | HWST | C | 2:35.48 |
| | Brooke Sheets 6 | Lily Stewart 6 | |
| | Grace Davidson 5 | Wrenn Logue 6 | |

#3 Girls 7-8 100 Yard Medley Relay

ASA Meet: 1:12.63 2003 WINDWARD WAVES
 K. Smith, J. Rohal, C. Cohen, T. Dickson

| Lane | Team | Relay | Seed Time |
|--|--------------------|--------------------|-----------|
| Heat 1 of 2 Finals Starts at 04:03 PM | | | |
| 0 | HWST | C | NT |
| | Hannah Sheets 8 | Taylor Mycoskie 8 | |
| | Eva Saffold 8 | Lillian Martin 8 | |
| 1 | SWS | A | 2:07.03 |
| | Leena Bovkin 8 | Sp5-Emmy Rascher 7 | |
| | Sp5-Grace Finkey 8 | Aleigha Hurd 8 | |
| 2 | KRS | B | 2:05.03 |
| | Taylor Perich 7 | Sydney Perich 8 | |
| | Noelle Andresen 7 | Naama Norman 7 | |
| 3 | GPP | A | 1:56.53 |
| | Havden Sumrall 8 | Pfeiffer Dojnik 8 | |
| | Elise Neely 8 | Eleanor Schulz 8 | |
| 4 | BSC | A | 1:51.04 |
| | Eva Grantham 8 | Stella Grantham 8 | |
| | Eleanor Gioia 8 | Caroline Walts 8 | |
| 5 | MTA | B | 1:52.14 |
| | Lucy Silverman 8 | Beth Lineberger 8 | |
| | Mirabelle Pink 8 | Caroline Hammad 8 | |
| 6 | HWST | B | 1:56.63 |
| | Liv Slade 7 | Delle Hargather 8 | |
| | Estella Ducat 7 | Jessie Black 8 | |
| 7 | MTA | C | 2:05.68 |
| | Robin Brown 7 | Addie Nelson 8 | |
| | Mallie Bledsoe 7 | Riley Unell 7 | |
| 8 | PBSTC | A | 2:08.35 |
| | Iris Rodehorst 8 | River Watson 8 | |
| | Lina Fairlie 7 | Lylah Katz 8 | |

Heat 2 of 2 Finals Starts at 04:06 PM

| | | | |
|---|------------------------|--------------------------|---------|
| 0 | WYNH | A | 1:49.61 |
| | Madelyn Stillwagon 7 | Charlotte Mitchell 7 | |
| | Ellie Coia 7 | Sutton Rueckel 8 | |
| 1 | VMCI | A | 1:45.43 |
| | Megan Boivin 6 | Alyssa Morton 8 | |
| | Hannah Plunkett 7 | Anna McJunkin 8 | |
| 2 | HWST | A | 1:41.52 |
| | Ellie Smith 8 | Collyar Nalley 8 | |
| | Airlie Carter 8 | Eleanor Couvillion 8 | |
| 3 | KRS | A | 1:41.08 |
| | Elin Larson 8 | Madeline Adams 7 | |
| | Hayley Hart 8 | Claire Kaiser 8 | |
| 4 | GHP | A | 1:30.43 |
| | Catherine Sutherland 8 | Elena Segura 8 | |
| | Harper McGill 8 | KC Psiaki 7 | |
| 5 | DNDC | A | 1:39.58 |
| | Sadie Ringler 7 | Vanessa Loudon 8 | |
| | Leila Oblas 8 | Madeleine Oboussier-Lowe | |
| 6 | GHP | B | 1:41.14 |
| | Emma Taylor 8 | Avery Westmoreland 8 | |
| | Ailsa Groves 7 | Elle Morris 8 | |
| 7 | DEC | A | 1:44.30 |
| | Autumn Reber-Blais 8 | Cora Anne Morgan 8 | |
| | Ruby Rhynold 8 | Phoebe Newman 7 | |
| 8 | MTA | A | 1:47.40 |
| | Galit Baron 8 | Merritt Bledsoe 8 | |
| | Raina Patel 7 | Lucy Velotta 8 | |
| 9 | GHP | C | 1:49.71 |
| | Vivian Simmons 7 | Ali Bokich 8 | |
| | Dylan Bendeck 8 | Georgia Van Curen 8 | |

#5 Girls 9-10 100 Yard Medley Relay

ASA Meet: 1:00.79 2005 WINDWARD WAVES
 K. Smith, T. Dickson, C. Cohen, J. Rohal

| Lane | Team | Relay | Seed Time |
|--|-------------------|-------------------|-----------|
| Heat 1 of 3 Finals Starts at 04:09 PM | | | |
| 3 | VMCI | A | 2:14.97 |
| | Lucy Greear 7 | Ava Santora 9 | |
| | Ivy Kolevsohn 9 | Eleanor Hoffer 7 | |
| 4 | DEC | B | 1:50.22 |
| | Frances Sibley 10 | Chloe Paul 9 | |
| | Camden King 10 | Louise Sibley 8 | |
| 5 | RED | B | 1:50.28 |
| | Alaina King 9 | Elise Boudreaux 9 | |
| | Polly Pantano 10 | Ana Lemos 9 | |



2022 ASA Championship Divisional 2 - 6/29/2022

Meet Program - Girls Events

| Heat 2 (#5 Girls 9-10 100 Yard Medley Relay) | | |
|--|---|-----------|
| Lane | Team | Seed Time |
| 1 | HUNTC A | 1:46.83 |
| | Sp5 Maddie Stanfield 9 Genna Held 10 Margot de Castro 10 Sydney Shapiro 7 | |
| 2 | HWST C | 1:37.60 |
| | Leah French 10 Adelle Weatherly 9 Annie Ducat 9 Elena Stockdale 9 | |
| 3 | MTA A | 1:34.43 |
| | Anna Hardin 10 Maya Boodhun 9 Emily Brown 10 Helena Pierce 9 | |
| 4 | DEC A | 1:32.28 |
| | Claire Steves 9 Caroline Nehmer 9 Sloane Raspberry 9 Kennedy Cregan 9 | |
| 5 | WYNH A | 1:33.12 |
| | Mae Gaines 10 Layla Attia 7 Mischa Douglass 10 Anna Hammond 9 | |
| 6 | DCC A | 1:35.87 |
| | Hailev Houck 9 Hads Giardino 9 Piper Canaway 9 Lyla Wilensky 8 | |
| 7 | SWS A | 1:39.71 |
| | Kenna Lesure 10 Sp5-Lilly Rascher 9 Sp5-Carson Hart 10 Avianna Gutie 9 | |
| 8 | BSC B | 1:47.81 |
| | Mia Flower 7 Julianna Nussbaum 9 Eva Marsden 9 Hollyn Clockadale 9 | |
| Heat 3 of 3 Finals Starts at 04:14 PM | | |
| Lane | Team | Seed Time |
| 0 | HWST B | 1:28.25 |
| | Elle Holladav 9 Pearl Nanninga 10 Elizabeth Ball 10 Peyton Washer 10 | |
| 1 | PBSTC A | 1:24.61 |
| | Amelie Thimann 9 Audrey Barineau Mauricio Cora August-Harman 10 Valeria Thimann 10 | |
| 2 | RED A | 1:23.12 |
| | Sophie Sheeran 9 Faye Ryan 9 Addie Cahill 9 Kylie Phillips 10 | |
| 3 | GHP A | 1:17.37 |
| | Hannah Cain 10 Lillian Westmoreland 10 Riley Wolfersberger 9 Lucy Brennan 9 | |
| 4 | BSC A | 1:15.42 |
| | Cecilia Reilly 9 Brogan Posey 9 Laila Mackay 10 Catelin Economos 9 | |
| 5 | HWST A | 1:16.97 |
| | Stella Clauss 10 Annelise Engelhard 10 Caroline Vreeland 9 Billie Black 10 | |
| 6 | INDO A | 1:20.00 |
| | Lena Amica 9 Erin Bennett 10 Brielle Hill 10 Vivian Frank 9 | |
| 7 | GHP B | 1:23.50 |
| | Josie Nally 9 Rae Louise Conlan 10 Anna Nilson 10 Adella Perry 9 | |
| 8 | KRS A | 1:27.54 |
| | Amelia Gann 10 Elsa Larson 10 Hallie Adams 9 Vivienne Porter 10 | |
| 9 | GHP C | 1:30.77 |
| | Emma Justice 9 Finlay Offen 10 Sofia Gary 9 Keeton Morel 10 | |

| #7 Girls 11-12 200 Yard Medley Relay | | | |
|---|--|-------|-----------|
| ASA Meet: 1:58.29 2019 CITY OF ALPHARETTA 5 | | | |
| C Gaines, C James, I Achanti, N Johnson | | | |
| Lane | Team | Relay | Seed Time |
| Heat 1 of 2 Finals Starts at 04:16 PM | | | |
| 2 | HWST B | | NT |
| | Paxton Poole 11 Avery Rockey 12 Emmaline Franklin 11 Rosemary Torres 12 | | |
| 3 | WYNH B | | 3:28.58 |
| | Annabelle Lane 11 Gwyn Peters 11 Liv Pendleton 11 Xianna Yee 12 | | |
| 4 | RED A | | 3:17.82 |
| | Emilia Mansour 11 Scarlett Ryan 11 Julia Wynn 11 Frances Pantano 12 | | |
| 5 | WHEH A | | 3:20.28 |
| | Hazel Honevcutt-Dill 11 Uma Boltong 11 Eden Putnam 11 Hayden Adams 10 | | |
| 6 | HWST A | | NT |
| | Julia Holladav 11 Campbell Smith 12 Jordan Lane 12 Stella Shirah 12 | | |
| Heat 2 of 2 Finals Starts at 04:20 PM | | | |
| 0 | GPP A | | 3:09.05 |
| | Sarita Duarte-Paez 11 Echo Ingram 11 Paris Favors 11 Lillian McWhorter 11 | | |
| 1 | KRS A | | 2:48.77 |
| | Maddie Sullivan 12 McKenna Kler 12 Bramley Gordon 12 Lauren Dowhower 12 | | |
| 2 | WYNH A | | 2:34.43 |
| | Bella Langston 12 Reese Anderson 12 Ava Delfino 12 Maddie Dossey 11 | | |
| 3 | GHP B | | 2:29.05 |
| | Piper Murphy 11 Charlotte Sutherland 12 Chloe Loach 12 Emily Kazmer 11 | | |
| 4 | GHP A | | 2:07.86 |
| | Elyse Lambert 12 Maggie Hurley 12 Lucki Patel 12 Ava Lambert 12 | | |
| 5 | DEC A | | 2:25.93 |
| | Landrv Hess 11 Sidney Cape 11 Celeste Reber-Viñas 12 Violet Karakos 11 | | |
| 6 | INDO A | | 2:30.97 |
| | Marv Louise Cromwell 11 Calla Lockwood 12 Aidan Bent 12 Julia Sollie 11 | | |
| 7 | VMCI A | | 2:40.95 |
| | Marissa Brown 12 Adelaide Santora 12 Chloe Tsai 11 Callie McJunkin 11 | | |
| 8 | DEC B | | 3:02.93 |
| | Celie Howard 12 Eva Schroeder 12 Jaden Mosca-Bolton 11 Alejandra Arevalo 11 | | |
| 9 | GHP C | | 3:15.43 |
| | Kiersten LeSane 12 Amelia Hagen 11 Sofia Klingsoehr 12 Kayla Johnson 11 | | |

| #9 Girls 13-14 200 Yard Medley Relay | | | |
|--|---|-------|-----------|
| ASA Meet: 1:54.00 2017 CHASTAIN PARK TIDAL | | | |
| H Rozenboom, G Johnson, K Hart, E Hicks | | | |
| Lane | Team | Relay | Seed Time |
| Heat 1 of 2 Finals Starts at 04:24 PM | | | |
| 2 | HWST B | | NT |
| | Ava Kelly 14 Avery Pines 13 Bailey Nock 14 Mary Ducat 13 | | |
| 3 | VMCI A | | NT |
| | Sp5-Cosette Miller 11 Sp5-Mary Grace Harrison 1 Sp5-Becca Miller 14 Zoey Boykin 12 | | |
| 4 | SWS A | | 3:05.24 |
| | Noopur Vishwanathan 14 Lauren Abbott 12 Nandini Vishwanathan 14 Medha Koduri 11 | | |
| 6 | HWST A | | NT |
| | Zara Hebb 13 Braelynn Gamble 13 Ansley Sgrosso 14 Nora Franklin 14 | | |
| Heat 2 of 2 Finals Starts at 04:28 PM | | | |
| 0 | WYNH A | | 2:44.47 |
| | Lila Rueckel 11 Lena McMorrow 13 Logan Loustalot 13 Emma Lane 13 | | |
| 1 | DNDC A | | 2:34.82 |
| | Gabriela Coburn 13 Haley Roebuck 13 Delaney Hixon 14 Carlie Sheran 13 | | |
| 2 | PBSTC A | | 2:27.34 |
| | Emily Gable 14 Eilee Baerwalde 13 Alyssa Castellino 12 Copper Wilkinson 13 | | |
| 3 | INDO A | | 2:22.83 |
| | Ruby Schattenberg 14 Naya Bowden 14 Madison Brown 13 Morgan Larkin 14 | | |
| 4 | GHP A | | 2:05.54 |
| | Daniela Elias- da Silva 14 Margaret Justice 13 Leah Robertson 14 Charlotte Fedewa 14 | | |
| 5 | DEC A | | 2:20.67 |
| | Abigail Lancaster 14 Michelle Ayling 14 Stella Reber-Viñas 14 Miya Brown 14 | | |
| 6 | MTA A | | 2:26.41 |
| | Emily Federovitch 14 Kalie Chronopoulos 13 Avery Welch 13 Cate Simcox 13 | | |
| 7 | RED A | | 2:33.84 |
| | Sp5 Malou Welin 13 Meera Yadav 13 Lilah Pate 12 Vivian Curry 13 | | |
| 8 | GHP B | | 2:35.02 |
| | Ava Marsh 14 Emily Shull 14 Elizabeth Nilson 14 Vega Tarkington 12 | | |
| 9 | HUNTC A | | 2:58.48 |
| | Avery Maurice 13 Ella Ruskin 13 Eleanor McElhanon 12 Audrey Fritchie 12 | | |



2022 ASA Championship Divisional 2 - 6/29/2022
Meet Program - Girls Events

#11 Women 15 & Over 200 Yard Medley Relay

ASA Meet: 1:50.38 2019 CHASTAIN PARK TIDAL

| Lane | Team | Relay | Seed Time |
|--|---------------------|----------------------|-----------|
| Heat 1 of 1 Finals Starts at 04:32 PM | | | |
| 0 | PBSTC | B | 2:55.44 |
| | Kaitlin Sinkler 17 | Ella Gable 12 | |
| | Ada Rodehorst 11 | Harley Martz 16 | |
| 1 | BSC | A | 2:23.48 |
| | Ella Stone 15 | Maddie Lamm 18 | |
| | Erin Reilly 15 | Eva McLaren 15 | |
| 2 | GHP | B | 2:17.14 |
| | Annie Neufeld 15 | Margaret Calhoun 17 | |
| | Lewis Mitchell 17 | Delia Neufeld 17 | |
| 3 | WHEH | A | 2:12.12 |
| | Emily Barranco 13 | Kate Nawyn 15 | |
| | Seda Barranco 14 | Ella Woodard 14 | |
| 4 | GHP | A | 2:05.13 |
| | Rebekah Andress 18 | Riley Browning 17 | |
| | Sarah Prevost 17 | Chloe Teague 16 | |
| 5 | PBSTC | A | 2:10.16 |
| | Sophis Hook 15 | Lyla Richards 16 | |
| | Mylee Dubin 15 | Abbey Arrowood 16 | |
| 6 | VMCI | A | 2:14.50 |
| | Ansley Gavlak 17 | Margaret Hoag 18 | |
| | Lindsay Friedman 17 | Celia Carter 16 | |
| 7 | WYNH | A | 2:18.33 |
| | Lexi Langston 16 | Charlotte Rueckel 13 | |
| | Charlotte Kuhn 16 | Noelle Chatigny 15 | |
| 8 | KRS | A | 2:25.62 |
| | Alex Humphrev 16 | Rachel Smit 17 | |
| | Camdyn Kler 16 | MaryEllen Reagin 15 | |

#13 Girls 6 & Under 25 Yard Freestyle

ASA Meet: 16.97 1986 KATIE RICHARDSON

| Lane | Name | Age | Team | Seed Time |
|--|------------------|-----|-------|-----------|
| Heat 1 of 7 Finals Starts at 04:35 PM | | | | |
| 3 | Isla Kelly | 5 | HWST | 1:06.13 |
| 4 | Elizabeth Sitz | 4 | SWS | 57.09 |
| 5 | Lily Kate Farren | 4 | HWST | 1:01.38 |
| 6 | Hunter Coe | 3 | HWST | 1:13.80 |
| Heat 2 of 7 Finals Starts at 04:37 PM | | | | |
| 0 | Annie Reynolds | 4 | HWST | 48.62 |
| 1 | Arya Gutie | 6 | SWS | 46.85 |
| 2 | Ella Jenkins | 6 | HWST | 42.95 |
| 3 | Lydia Boe | 5 | HWST | 42.06 |
| 4 | Cozy Craig | 6 | PBSTC | 40.77 |
| 5 | Callie Hart | 6 | SWS | 40.78 |
| 6 | Tatum Cohron | 5 | WYNH | 42.91 |
| 7 | Josie Stevenson | 5 | HWST | 45.22 |
| 8 | Ryals Wadsworth | 6 | GHP | 48.05 |
| 9 | Ruby Reynolds | 5 | HWST | 56.30 |

Heat 3 of 7 Finals Starts at 04:38 PM

| | | | | |
|---|-------------------|---|------|-------|
| 0 | Amelia Ford | 6 | GHP | 40.18 |
| 1 | Lila Angelo | 6 | INDO | 39.81 |
| 2 | Lily Stewart | 6 | HWST | 39.41 |
| 3 | Kiera Lesure | 6 | SWS | 38.66 |
| 4 | Brooke Sheets | 6 | HWST | 38.42 |
| 5 | Wrenn Logue | 6 | HWST | 38.59 |
| 6 | Grace Davidson | 5 | HWST | 39.06 |
| 7 | Clementine Miller | 6 | SWS | 39.77 |
| 8 | Tatum Kelley | 5 | MTA | 39.97 |
| 9 | Aubree Killgo | 5 | WYNH | 40.39 |

Heat 4 of 7 Finals Starts at 04:39 PM

| | | | | |
|---|-----------------|---|-------|-------|
| 0 | Jessa Maloof | 5 | VMCI | 36.82 |
| 1 | Josie Younker | 6 | GPP | 35.81 |
| 2 | Ellis Torbert | 6 | GHP | 34.59 |
| 3 | Emaline Nalley | 6 | HWST | 34.47 |
| 4 | Leah Layne | 6 | HUNTC | 33.90 |
| 5 | Ava Phelps | 6 | PBSTC | 34.38 |
| 6 | Claire Daniels | 6 | GHP | 34.57 |
| 7 | Nora Woodworth | 5 | WYNH | 35.75 |
| 8 | Charlotte Polun | 6 | SWS | 36.41 |
| 9 | Ava Calzaretta | 5 | BSC | 36.94 |

Heat 5 of 7 Finals Starts at 04:40 PM

| | | | | |
|---|------------------|---|-------|-------|
| 0 | Evie Melton | 6 | GHP | 33.78 |
| 1 | Jeannette Arnold | 6 | GHP | 32.92 |
| 2 | Pierce Walls | 6 | GHP | 31.44 |
| 3 | Reese Meyer | 5 | HWST | 31.14 |
| 4 | Evie Toner | 5 | BSC | 30.34 |
| 5 | Sofka Montgomery | 6 | HUNTC | 30.38 |
| 6 | Katie Dumbacher | 6 | HWST | 31.15 |
| 7 | Samantha Cape | 6 | DEC | 32.53 |
| 8 | Margo Aust | 6 | BSC | 32.97 |
| 9 | Audrey Wheat | 6 | KRS | 33.85 |

Heat 6 of 7 Finals Starts at 04:41 PM

| | | | | |
|---|-------------------|---|------|-------|
| 0 | Maeve Nguyen | 6 | GHP | 29.92 |
| 1 | Norah Sollie | 6 | INDO | 29.22 |
| 2 | Blake Hall | 6 | GPP | 29.14 |
| 3 | Jesslyn Heffner | 6 | KRS | 28.22 |
| 4 | Ruthie Rabinowitz | 6 | SWS | 27.69 |
| 5 | Abigail Riker | 5 | BSC | 28.06 |
| 6 | Edith Coe | 6 | HWST | 29.13 |
| 7 | Addie Parkhurst | 6 | WYNH | 29.17 |
| 8 | Kenzie Morton | 6 | VMCI | 29.75 |
| 9 | Mills Hargather | 6 | HWST | 30.10 |

Heat 7 of 7 Finals Starts at 04:42 PM

| | | | | |
|---|------------------|---|------|-------|
| 0 | Felicity Martin | 6 | HWST | 27.37 |
| 1 | Rhea Boodhun | 6 | MTA | 26.56 |
| 2 | Hazel Rhynold | 6 | DEC | 25.09 |
| 3 | Collins Vreeland | 6 | HWST | 24.70 |
| 4 | Brinley Fisher | 6 | RED | 22.86 |
| 5 | Megan Boivin | 6 | VMCI | 23.06 |
| 6 | Grace Rodriguez | 6 | GHP | 24.91 |
| 7 | Maggie Murphy | 6 | DCC | 25.50 |
| 8 | Connor Smith | 6 | HWST | 27.07 |
| 9 | Siena Harris | 6 | GHP | 27.39 |

#77 Girls 7-8 100 Yard Freestyle Relay

ASA Meet: 1:04.03 2003 WINDWARD WAVES

| Lane | Team | Relay | Seed Time |
|--|-------------------|--------------------|-----------|
| Heat 1 of 2 Finals Starts at 04:43 PM | | | |
| 0 | HWST | C | NT |
| | Ellie Smith 8 | Lillian Martin 8 | |
| | Taylor Mycoskie 8 | Lizzie Stevenson 7 | |
| 1 | KRS | B | 1:56.98 |
| | Noelle Andresen 7 | Naama Norman 7 | |
| | Eli Hayden 7 | Avra Delaney 7 | |
| 2 | PBSTC | A | 1:47.27 |
| | River Watson 8 | Lina Fairlie 7 | |
| | Iris Rodehorst 8 | Lylah Katz 8 | |
| 3 | HWST | B | 1:43.38 |
| | Collvar Nalley 8 | Evelyn Hsiung 8 | |
| | Delle Hargather 8 | Claire French 7 | |
| 4 | GHP | C | 1:37.10 |
| | Elena Segura 8 | Vivian Simmons 7 | |
| | Dylan Bendeck 8 | Molly McGill 7 | |
| 5 | BSC | A | 1:37.21 |
| | Eva Grantham 8 | Stella Grantham 8 | |
| | Caroline Walts 8 | Eleanor Gioia 8 | |
| 6 | MTA | B | 1:43.84 |
| | Riley Unell 7 | Raina Patel 7 | |
| | Beth Lineberger 8 | Caroline Hammad 8 | |
| 7 | SWS | A | 1:52.19 |
| | Aleigha Hurd 8 | Sp5-Emmy Rascher 7 | |
| | Leena Boykin 8 | Sp5-Grace Finkey 8 | |
| 8 | MTA | C | 2:05.27 |
| | Mallie Bledsoe 7 | Seema McNeill 8 | |
| | Addie Nelson 8 | Robin Brown 7 | |



2022 ASA Championship Divisional 2 - 6/29/2022

Meet Program - Girls Events

Heat 2 (#77 Girls 7-8 100 Yard Freestyle Relay)

| | | | |
|---|--------------------------|------------------------|---------|
| 0 | GPP | A | 1:35.25 |
| | Eleanor Schulz 8 | Pfeiffer Dojnik 8 | |
| | Keagan Cutler 8 | Elise Neely 8 | |
| 1 | HWST | A | 1:32.18 |
| | Eleanor Couvillion 8 | Airlie Carter 8 | |
| | Eva Saffold 8 | Jessie Black 8 | |
| 2 | MTA | A | 1:31.14 |
| | Lucy Velotta 8 | Merritt Bledsoe 8 | |
| | Mirabelle Pink 8 | Galit Baron 8 | |
| 3 | GHP | B | 1:30.32 |
| | Emma Taylor 8 | Julia Kazmer 8 | |
| | Georgia Van Curen 8 | Elle Morris 8 | |
| 4 | GHP | A | 1:16.86 |
| | KC Psiaki 7 | Catherine Sutherland 8 | |
| | Ailsa Groves 7 | Harper McGill 8 | |
| 5 | DNDC | A | 1:29.28 |
| | Sadie Ringler 7 | Vanessa Loudon 8 | |
| | Madeleine Oboussier-Lowe | Leila Oblas 8 | |
| 6 | DEC | A | 1:30.81 |
| | Cora Anne Morgan 8 | Phoebe Newman 7 | |
| | Autumn Reber-Blais 8 | Ruby Rhynold 8 | |
| 7 | VMCI | A | 1:32.14 |
| | Anna McLunkin 8 | Megan Boivin 6 | |
| | Alyssa Morton 8 | Hannah Plunkett 7 | |
| 8 | KRS | A | 1:34.58 |
| | Madeline Adams 7 | Elin Larson 8 | |
| | Claire Kaiser 8 | Hayley Hart 8 | |
| 9 | WYNH | A | 1:36.41 |
| | Madelyn Stillwagon 7 | Layla Attia 7 | |
| | Sutton Rueckel 8 | Ellie Coia 7 | |

#79 Girls 9-10 100 Yard Freestyle Relay

| ASA Meet: 54.23 2005 WINDWARD WAVES | | | |
|---------------------------------------|---------------------|-------------------------|-----------|
| J Rohal, T Dickson, C Cohen, K Smith | | | |
| Lane | Team | Relay | Seed Time |
| Heat 1 of 2 Finals Starts at 04:47 PM | | | |
| 0 | HWST | A | NT |
| | Billie Black 10 | Caroline Vreeland 9 | |
| | Stella Clauss 10 | Annelise Engelhard 10 | |
| 1 | HUNTC | A | 1:35.93 |
| | Margot de Castro 10 | Elsa Durlacher 8 | |
| | Genna Held 10 | Sp5 Maddie Stanfield 9 | |
| 2 | HWST | C | 1:23.73 |
| | Olivia Patton 9 | Adelle Weatherly 9 | |
| | Leah French 10 | Eleanor Hart 10 | |
| 3 | GHP | C | 1:21.55 |
| | Charlotte Hagen 10 | Lillian Westmoreland 10 | |
| | Sadie Baldwin 9 | Keeton Morel 10 | |
| 4 | KRS | A | 1:20.47 |
| | Vivienne Porter 10 | Elsa Larson 10 | |
| | Amelia Gann 10 | Hallie Adams 9 | |
| 5 | SWS | A | 1:21.42 |
| | Sp5-Lilly Rascher 9 | Sp5-Carson Hart 10 | |
| | Avianna Gutie 9 | Kenna Lesure 10 | |
| 6 | BSC | A | 1:22.05 |
| | Laila Mackav 10 | Cecilia Reilly 9 | |
| | Hollyn Clockadale 9 | Catelin Economos 9 | |
| 7 | RED | B | 1:26.90 |
| | Elise Boudreaux 9 | Polly Pantano 10 | |
| | Ana Lemos 9 | Sophie Sheeran 9 | |
| 8 | VMCI | A | 1:56.59 |
| | Ava Santora 9 | Eleanor Hoffer 7 | |
| | Lucy Greear 7 | Ivy Kolevsohn 9 | |

Heat 2 of 2 Finals Starts at 04:50 PM

| | | | |
|---|----------------------|--------------------------|---------|
| 0 | DEC | A | 1:16.55 |
| | Kennedy Cregan 9 | Frances Sibley 10 | |
| | Chloe Paul 9 | Claire Steves 9 | |
| 1 | HWST | B | 1:15.93 |
| | Peyton Washer 10 | Caroline Stewart 9 | |
| | Pearl Nanninga 10 | Elizabeth Ball 10 | |
| 2 | MTA | A | 1:11.91 |
| | Rose Wooden 10 | Helena Pierce 9 | |
| | Maya Boodhun 9 | Emily Brown 10 | |
| 3 | PBSTC | A | 1:09.74 |
| | Valeria Thimann 10 | Audrey Barineau Mauricio | |
| | Amelie Thimann 9 | Cora August-Harman 10 | |
| 4 | INDO | A | 1:06.00 |
| | Lena Amica 9 | Erin Bennett 10 | |
| | Alice Urazhdin 8 | Brielle Hill 10 | |
| 5 | GHP | A | 1:07.58 |
| | Lucy Brennan 9 | Adella Perry 9 | |
| | Rae Louise Conlan 10 | Riley Wolfersberger 9 | |
| 6 | RED | A | 1:11.42 |
| | Fave Ryan 9 | Alaina King 9 | |
| | Kylie Phillips 10 | Addie Cahill 9 | |
| 7 | DCC | A | 1:15.07 |
| | Piper Canaway 9 | Hads Giardino 9 | |
| | Lyla Wilensky 8 | Hailey Houck 9 | |
| 8 | GHP | B | 1:16.29 |
| | Anna Nilson 10 | Emma Justice 9 | |
| | Sofia Gary 9 | Hannah Cain 10 | |
| 9 | WYNH | A | 1:17.77 |
| | Anna Hammond 9 | Mischa Douglass 10 | |
| | Charlotte Mitchell 7 | Mae Gaines 10 | |



2022 ASA Championship Divisional 2 - 6/29/2022
Meet Program - Girls Events

#81 Girls 11-12 200 Yard Freestyle Relay

ASA Meet: 1:48.40 2018 CHASTAIN PARK TIDAL

C Masterson, L Foglesong, M Kinerman, S Clayton

| Lane | Team | Relay | Seed Time |
|--|----------------------|-------------------------|-----------|
| Heat 1 of 2 Finals Starts at 04:51 PM | | | |
| 1 | HWST | A | NT |
| | Campbell Smith 12 | Jordan Lane 12 | |
| | Julia Holladay 11 | Stella Shirah 12 | |
| 2 | WHEH | A | 2:59.20 |
| | Eden Putnam 11 | Hayden Adams 10 | |
| | Uma Boltong 11 | Hazel Honeycutt-Dill 11 | |
| 3 | HWST | B | 2:49.88 |
| | Avery Rockey 12 | Milani Howard 12 | |
| | Emmaline Franklin 11 | Rosemary Torres 12 | |
| 4 | KRS | A | 2:36.28 |
| | McKenna Kler 12 | Lauren Abbott 12 | |
| | Bramley Gordon 12 | Lauren Dowhower 12 | |
| 5 | GPP | A | 2:37.86 |
| | Lillian McWhorter 11 | Echo Ingram 11 | |
| | Phoebe Richardson 11 | Paris Favors 11 | |
| 6 | WYNH | B | 2:53.61 |
| | Gwyn Peters 11 | Annabelle Lane 11 | |
| | Xianna Yee 12 | Liv Pendleton 11 | |
| 7 | BSC | A | 3:01.92 |
| | Campbell Greene 12 | Brogan Posey 9 | |
| | Eva Marsden 9 | Annalise Morris 12 | |

Heat 2 of 2 Finals Starts at 04:55 PM

| | | | |
|---|-------------------------|-------------------------|---------|
| 0 | PBSTC | A | 2:32.64 |
| | Ella Gable 12 | Alyssa Castellino 12 | |
| | Ada Rodehorst 11 | Lylah Chestnutt 10 | |
| 1 | DEC | B | 2:31.48 |
| | Junebug Brown 12 | Celie Howard 12 | |
| | Jaden Mosca-Bolton 11 | Alejandra Arevalo 11 | |
| 2 | INDO | A | 2:15.00 |
| | Calla Lockwood 12 | Julia Sollie 11 | |
| | Mary Louise Cromwell 11 | Aidan Bent 12 | |
| 3 | GHP | B | 2:07.92 |
| | Piper Murphy 11 | Charlotte Sutherland 12 | |
| | Amelia Hagen 11 | Emily Kazmer 11 | |
| 4 | GHP | A | 1:54.65 |
| | Maggie Hurley 12 | Ava Lambert 12 | |
| | Lucki Patel 12 | Elyse Lambert 12 | |
| 5 | DEC | A | 2:06.98 |
| | Landrv Hess 11 | Celeste Reber-Viñas 12 | |
| | Violet Karakos 11 | Sidney Cape 11 | |
| 6 | WYNH | A | 2:14.18 |
| | Maddie Dossev 11 | Reese Anderson 12 | |
| | Bella Langston 12 | Ava Delfino 12 | |
| 7 | VMCI | A | 2:17.99 |
| | Callie Mclunkin 11 | Marissa Brown 12 | |
| | Adelaide Santora 12 | Chloe Tsai 11 | |
| 8 | RED | A | 2:31.68 |
| | Emilia Mansour 11 | Julia Wynn 11 | |
| | Scarlett Ryan 11 | Frances Pantano 12 | |
| 9 | GHP | C | 2:34.65 |
| | Kiersten LeSane 12 | Sofia Klingsoehr 12 | |
| | Kayla Johnson 11 | Chloe Loach 12 | |

Heat 2 of 2 Finals Starts at 05:01 PM

| | | | |
|---|-----------------------|----------------------------|---------|
| 0 | WYNH | A | 2:22.35 |
| | Logan Loustalot 13 | Lila Rueckel 11 | |
| | Emma Lane 13 | Lena McMorrow 13 | |
| 1 | HWST | B | 2:19.40 |
| | Mary Ducat 13 | Ava Kelly 14 | |
| | Lauren Grey 14 | Bailey Nock 14 | |
| 2 | DEC | A | 2:14.95 |
| | Stella Reber-Viñas 14 | Michelle Ayling 14 | |
| | Miya Brown 14 | Abigail Lancaster 14 | |
| 3 | GHP | B | 2:09.00 |
| | Emily Shull 14 | Vega Tarkington 12 | |
| | Ava Marsh 14 | Margaret Justice 13 | |
| 4 | GHP | A | 1:51.50 |
| | Charlotte Fedewa 14 | Elizabeth Nilson 14 | |
| | Leah Robertson 14 | Daniela Elias- da Silva 14 | |
| 5 | INDO | A | 2:06.00 |
| | Ruby Schattenberg 14 | Morgan Larkin 14 | |
| | Madison Brown 13 | Naya Bowden 14 | |
| 6 | MTA | A | 2:12.54 |
| | Kalie Chronopoulos 13 | Kennedy Cobb 13 | |
| | Cate Simcox 13 | Avery Welch 13 | |
| 7 | DND | A | 2:15.38 |
| | Carlie Sheran 13 | Haley Roebuck 13 | |
| | Gabriela Coburn 13 | Delaney Hixon 14 | |
| 8 | RED | A | 2:20.23 |
| | Vivian Curry 13 | Meera Yadav 13 | |
| | Lilah Pate 12 | Sp5 Malou Welin 13 | |
| 9 | HUNTC | A | 2:28.76 |
| | Audrey Fritchie 12 | Ella Ruskin 13 | |
| | Eleanor McElhanon 12 | Avery Maurice 13 | |

#83 Girls 13-14 200 Yard Freestyle Relay

ASA Meet: 1:43.88 2017 CHASTAIN PARK TIDAL

G Johnson, E Hicks, K Hart, H Rozenboom

| Lane | Team | Relay | Seed Time |
|--|---------------------------|-------------------------|-----------|
| Heat 1 of 2 Finals Starts at 04:58 PM | | | |
| 3 | HWST | A | NT |
| | Zara Hebb 13 | Nora Franklin 14 | |
| | Braelynn Gamble 13 | Ansley Sgrosso 14 | |
| 4 | SWS | A | 2:37.67 |
| | Sp5-Mary Grace Harrison 1 | Sp5-Cosette Miller 11 | |
| | Zoey Boykin 12 | Sp5-Becca Miller 14 | |
| 5 | KRS | A | 3:08.69 |
| | Noopur Vishwanathan 14 | Medha Koduri 11 | |
| | Maddie Sullivan 12 | Nandini Vishwanathan 14 | |



2022 ASA Championship Divisional 2 - 6/29/2022
Meet Program - Girls Events

| #85 Women 15 & Over 200 Yard Freestyle Relay | | | |
|---|----------------------|---------------------|-----------|
| ASA Meet: 1:38.84 2019 CHASTAIN PARK TIDAL | | | |
| Lane | Team | Relay | Seed Time |
| Heat 1 of 1 Finals Starts at 05:04 PM | | | |
| 0 | MTA | A | 2:17.46 |
| | Ellie Ryan 15 | Mylic Henssge 14 | |
| | Emily Federovitch 14 | Molly Wooden 15 | |
| 1 | WYNH | A | 2:06.82 |
| | Lexi Langston 16 | Noelle Chatigny 15 | |
| | Charlotte Rueckel 13 | Charlotte Kuhn 16 | |
| 2 | BSC | A | 2:02.26 |
| | Eva McLaren 15 | Ella Stone 15 | |
| | Maddie Lamm 18 | Erin Reilly 15 | |
| 3 | GHP | B | 1:59.90 |
| | Lewis Mitchell 17 | Delia Neufeld 17 | |
| | Margaret Calhoun 17 | Annie Neufeld 15 | |
| 4 | GHP | A | 1:46.74 |
| | Riley Browning 17 | Rebekah Andress 18 | |
| | Chloe Teague 16 | Sarah Prevost 17 | |
| 5 | PBSTC | A | 1:55.34 |
| | Sophis Hook 15 | Mylee Dubin 15 | |
| | Lyla Richards 16 | Copper Wilkinson 13 | |
| 6 | WHEH | A | 2:00.84 |
| | Ella Woodard 14 | Seda Barranco 14 | |
| | Reagan Roper 16 | Kate Nawyn 15 | |
| 7 | KRS | A | 2:05.92 |
| | Rachel Smit 17 | MaryEllen Reagin 15 | |
| | Alex Humphrey 16 | Camdyn Kler 16 | |
| 8 | PBSTC | B | 2:16.59 |
| | Eilee Baerwalde 13 | Abbey Arrowood 16 | |
| | Kaitlin Sinkler 17 | Harley Martz 16 | |
| 9 | VMCI | A | NT |
| | Lindsav Friedman 17 | Margaret Hoag 18 | |
| | Ansley Gavlak 17 | Celia Carter 16 | |

| #35 Girls 6 & Under 25 Yard Backstroke | | | |
|---|-------------------|----------|-----------|
| ASA Meet: 20.21 2015 PILAR KING | | | |
| Lane | Name | Age Team | Seed Time |
| Heat 1 of 7 Finals Starts at 05:07 PM | | | |
| 3 | Lily Kate Farren | 4 HWST | NT |
| 4 | Grace Davidson | 5 HWST | NT |
| 5 | Elizabeth Sitz | 4 SWS | NT |
| Heat 2 of 7 Finals Starts at 05:08 PM | | | |
| 1 | Isla Kelly | 5 HWST | 1:12.38 |
| 2 | Clementine Miller | 6 SWS | 1:02.36 |
| 3 | Ryals Wadsworth | 6 GHP | 53.30 |
| 4 | Callie Hart | 6 SWS | 51.22 |
| 5 | Arya Gutie | 6 SWS | 53.07 |
| 6 | Annie Reynolds | 4 HWST | 59.77 |
| 7 | Ruby Reynolds | 5 HWST | 1:04.59 |
| 8 | Hunter Coe | 3 HWST | 1:41.93 |

| | | | |
|--|-------------------|---------|-------|
| Heat 3 of 7 Finals Starts at 05:10 PM | | | |
| 0 | Ava Calzaretta | 5 BSC | 50.15 |
| 1 | Cozy Craig | 6 PBSTC | 49.55 |
| 2 | Tatum Cohron | 5 WYNH | 47.32 |
| 3 | Amelia Ford | 6 GHP | 45.58 |
| 4 | Claire Daniels | 6 GHP | 43.37 |
| 5 | Lydia Boe | 5 HWST | 43.54 |
| 6 | Evie Melton | 6 GHP | 47.16 |
| 7 | Aubree Killgo | 5 WYNH | 48.37 |
| 8 | Josie Stevenson | 5 HWST | 50.07 |
| 9 | Ella Jenkins | 6 HWST | 50.97 |
| Heat 4 of 7 Finals Starts at 05:12 PM | | | |
| 0 | Charlotte Polun | 6 SWS | 42.94 |
| 1 | Kiera Lesure | 6 SWS | 42.37 |
| 2 | Ruthie Rabinowitz | 6 SWS | 42.10 |
| 3 | Sofka Montgomery | 6 HUNTC | 40.72 |
| 4 | Jessa Maloof | 5 VMCI | 38.82 |
| 5 | Ellis Torbert | 6 GHP | 39.57 |
| 6 | Abigail Riker | 5 BSC | 40.96 |
| 7 | Wrenn Logue | 6 HWST | 42.26 |
| 8 | Lila Angelo | 6 INDO | 42.90 |
| 9 | Nora Woodworth | 5 WYNH | 43.35 |
| Heat 5 of 7 Finals Starts at 05:13 PM | | | |
| 0 | Jeannette Arnold | 6 GHP | 37.95 |
| 1 | Addie Parkhurst | 6 WYNH | 36.75 |
| 2 | Emaline Nalley | 6 HWST | 36.01 |
| 3 | Norah Sollie | 6 INDO | 35.25 |
| 4 | Pierce Walls | 6 GHP | 35.14 |
| 5 | Lily Stewart | 6 HWST | 35.19 |
| 6 | Evie Toner | 5 BSC | 35.93 |
| 7 | Brooke Sheets | 6 HWST | 36.06 |
| 8 | Reese Meyer | 5 HWST | 37.18 |
| 9 | Samantha Cape | 6 DEC | 38.41 |

| | | | |
|--|-----------------|---------|-------|
| Heat 6 of 7 Finals Starts at 05:14 PM | | | |
| 0 | Blake Hall | 6 GPP | 34.75 |
| 1 | Katie Dumbacher | 6 HWST | 34.13 |
| 2 | Maeve Nguyen | 6 GHP | 34.01 |
| 3 | Jesslyn Heffner | 6 KRS | 33.45 |
| 4 | Margo Aust | 6 BSC | 31.85 |
| 5 | Ava Phelps | 6 PBSTC | 33.11 |
| 6 | Mills Hargather | 6 HWST | 33.85 |
| 7 | Felicity Martin | 6 HWST | 34.03 |
| 8 | Leah Layne | 6 HUNTC | 34.46 |
| 9 | Josie Younker | 6 GPP | 35.03 |

| | | | |
|--|------------------|--------|-------|
| Heat 7 of 7 Finals Starts at 05:15 PM | | | |
| 0 | Brinley Fisher | 6 RED | 31.49 |
| 1 | Hazel Rhynold | 6 DEC | 30.83 |
| 2 | Connor Smith | 6 HWST | 30.20 |
| 3 | Collins Vreeland | 6 HWST | 28.62 |
| 4 | Grace Rodriguez | 6 GHP | 26.37 |
| 5 | Megan Boivin | 6 VMCI | 26.84 |
| 6 | Maggie Murphy | 6 DCC | 29.92 |
| 7 | Rhea Boodhun | 6 MTA | 30.37 |
| 8 | Siena Harris | 6 GHP | 30.86 |
| 9 | Edith Coe | 6 HWST | 31.79 |

| #15 Girls 7-8 25 Yard Freestyle | | | |
|--|---------------------|----------|-----------|
| ASA Meet: 14.97 2016 PILAR KING | | | |
| Lane | Name | Age Team | Seed Time |
| Heat 1 of 9 Finals Starts at 05:17 PM | | | |
| 3 | Taylor Mycoskie | 8 HWST | NT |
| 4 | Zelda Radford | 7 PBSTC | 40.00 |
| 5 | Minnie Monson | 7 GHP | 44.14 |
| 6 | Lillian Martin | 8 HWST | NT |
| Heat 2 of 9 Finals Starts at 05:18 PM | | | |
| 0 | Emery Rupp | 8 HWST | 35.49 |
| 1 | Eleanor Hoffer | 7 VMCI | 34.78 |
| 2 | Lylah Katz | 8 PBSTC | 34.51 |
| 3 | Leah Vece | 7 GHP | 33.42 |
| 4 | Emily McLendon | 7 WHEH | 33.10 |
| 5 | Sp5-Emmy Rascher | 7 SWS | 33.33 |
| 6 | Lucy Greear | 7 VMCI | 34.13 |
| 7 | Liv Slade | 7 HWST | 34.66 |
| 8 | Savannah Sewell | 7 GHP | 35.05 |
| 9 | Sp5-Carter Phillips | 7 SWS | 37.84 |
| Heat 3 of 9 Finals Starts at 05:19 PM | | | |
| 0 | Clara Seay | 8 HWST | 33.01 |
| 1 | Hayden Sumrall | 8 GPP | 32.02 |
| 2 | Ashley Reardon | 7 DCC | 31.56 |
| 3 | Avra Delaney | 7 KRS | 30.99 |
| 4 | Eli Hayden | 7 KRS | 29.65 |
| 5 | Hannah Sheets | 8 HWST | 29.96 |
| 6 | Harper Price | 7 WHEH | 31.21 |
| 7 | Estella Ducat | 7 HWST | 31.90 |
| 8 | Kingsley Davidson | 7 HWST | 32.72 |
| 9 | Addie Nelson | 8 MTA | 33.07 |
| Heat 4 of 9 Finals Starts at 05:20 PM | | | |
| 0 | Lucy Silverman | 8 MTA | 29.26 |
| 1 | Maggie Nally | 7 GHP | 28.89 |
| 2 | Sydney Shapiro | 7 HUNTC | 28.12 |
| 3 | Caitlin Schuette | 7 GHP | 28.01 |
| 4 | Ella MacNeil | 7 DEC | 27.75 |
| 5 | Reese Gaggero | 7 GHP | 27.94 |
| 6 | Logan Bilyeu | 8 HWST | 28.03 |
| 7 | Mallie Bledsoe | 7 MTA | 28.58 |
| 8 | Charlotte Buchach | 7 HWST | 29.18 |
| 9 | Leena Boykin | 8 SWS | 29.28 |
| Heat 5 of 9 Finals Starts at 05:20 PM | | | |
| 0 | Iris Rodehorst | 8 PBSTC | 27.61 |
| 1 | Bella Farren | 7 HWST | 27.32 |
| 2 | Avery Westmoreland | 8 GHP | 27.17 |
| 3 | Raina Patel | 7 MTA | 27.03 |
| 4 | Lina Fairlie | 7 PBSTC | 26.88 |
| 5 | Aleigha Hurd | 8 SWS | 26.97 |
| 6 | Noelle Andresen | 7 KRS | 27.14 |
| 7 | Mia Flower | 7 BSC | 27.25 |
| 8 | Maeve Nanninga | 7 HWST | 27.44 |
| 9 | Declan Scarminach | 8 GHP | 27.65 |



2022 ASA Championship Divisional 2 - 6/29/2022

Meet Program - Girls Events

Heat 6 (#15 Girls 7-8 25 Yard Freestyle)

| | | | |
|---|--------------------|--------|-------|
| 0 | Evelyn Hsiung | 8 HWST | 26.59 |
| 1 | Louise Sibley | 8 DEC | 26.58 |
| 2 | Madelyn Stillwagon | 7 WYNH | 26.44 |
| 3 | Claire French | 7 HWST | 26.12 |
| 4 | Riley Unell | 7 MTA | 26.03 |
| 5 | Phoebe Newman | 7 DEC | 26.11 |
| 6 | Faith Bradley | 8 INDO | 26.41 |
| 7 | Alyssa Morton | 8 VMCI | 26.57 |
| 8 | Hayley Hart | 8 KRS | 26.58 |
| 9 | Lizzie Stevenson | 7 HWST | 26.85 |

Heat 7 of 9 Finals Starts at 05:22 PM

| | | | |
|---|-----------------|--------|-------|
| 0 | Abby Mason | 8 WHEH | 25.55 |
| 1 | Keagan Cutler | 8 GPP | 25.45 |
| 2 | Eleanor Schulz | 8 GPP | 24.41 |
| 3 | Eva Grantham | 8 BSC | 24.04 |
| 4 | Molly McGill | 7 GHP | 23.70 |
| 5 | Collyar Nalley | 8 HWST | 23.97 |
| 6 | Caroline Hammad | 8 MTA | 24.13 |
| 7 | Stella Grantham | 8 BSC | 25.23 |
| 8 | Vanessa Loudon | 8 DNDC | 25.48 |
| 9 | Pfeiffer Dojnik | 8 GPP | 25.62 |

Heat 8 of 9 Finals Starts at 05:23 PM

| | | | |
|---|--------------------|--------|-------|
| 0 | Charlotte Mitchell | 7 WYNH | 23.62 |
| 1 | Georgia Van Curen | 8 GHP | 23.25 |
| 2 | Lucy Velotta | 8 MTA | 22.48 |
| 3 | Lyla Wilensky | 8 DCC | 22.00 |
| 4 | Cora Anne Morgan | 8 DEC | 21.57 |
| 5 | Anna Mcjunkin | 8 VMCI | 21.65 |
| 6 | Galit Baron | 8 MTA | 22.32 |
| 7 | Jessie Black | 8 HWST | 22.72 |
| 8 | Julia Kazmer | 8 GHP | 23.47 |
| 9 | Claire Kaiser | 8 KRS | 23.64 |

Heat 9 of 9 Finals Starts at 05:24 PM

| | | | |
|---|----------------------|---------|-------|
| 0 | Madeline Adams | 7 KRS | 21.30 |
| 1 | Elle Morris | 8 GHP | 20.85 |
| 2 | Ailsa Groves | 7 GHP | 20.32 |
| 3 | Elise Neely | 8 GPP | 19.77 |
| 4 | Harper McGill | 8 GHP | 15.78 |
| 5 | River Watson | 8 PBSTC | 18.27 |
| 6 | KC Psiaki | 7 GHP | 20.24 |
| 7 | Catherine Sutherland | 8 GHP | 20.50 |
| 8 | Hannah Plunkett | 7 VMCI | 20.86 |
| 9 | Sadie Ringler | 7 DNDC | 21.45 |

#17 Girls 9-10 25 Yard Freestyle

ASA Meet: 13.01 2015 SADIE CLAYTON

| Lane | Name | Age | Team | Seed | Time |
|------|------|-----|------|------|------|
|------|------|-----|------|------|------|

Heat 1 of 7 Finals Starts at 05:24 PM

| | | | |
|---|----------------------|----------|-------|
| 0 | Caitlin Davidson | 9 HWST | NT |
| 1 | Annie Ducat | 9 HWST | NT |
| 2 | Ava Aschauer | 9 DNDC | 38.26 |
| 3 | Naomi White | 9 GPP | 34.06 |
| 4 | Caroline Nehmer | 9 DEC | 30.08 |
| 5 | Miriam Norman | 9 KRS | 30.43 |
| 6 | Maybeth Rutherford | 9 GHP | 37.18 |
| 7 | Genna Held | 10 HUNTC | NT |
| 8 | Sp5 Maddie Stanfield | 9 HUNTC | NT |

Heat 2 of 7 Finals Starts at 05:25 PM

| | | | |
|---|------------------|--------|-------|
| 0 | Clara Wills | 9 MTA | 27.12 |
| 1 | Elizabeth Cash | 10 GHP | 25.46 |
| 2 | Charlie Teachey | 9 HWST | 25.17 |
| 3 | Polly Pantano | 10 RED | 23.65 |
| 4 | Helena Pierce | 9 MTA | 23.51 |
| 5 | Ana Lemos | 9 RED | 23.53 |
| 6 | Charlotte Rogers | 9 GHP | 24.21 |
| 7 | Olive Armstrong | 9 MTA | 25.45 |
| 8 | Paige Thomas | 9 HWST | 25.62 |
| 9 | Emma Bastone | 9 GHP | 27.31 |

Heat 3 of 7 Finals Starts at 05:26 PM

| | | | |
|---|------------------|---------|-------|
| 0 | Edie Kishel | 9 GHP | 23.11 |
| 1 | Camden King | 10 DEC | 22.16 |
| 2 | Tessa Walker | 9 GPP | 21.83 |
| 3 | Olivia Hanley | 9 GHP | 21.52 |
| 4 | Elsa Fitzpatrick | 10 WHEH | 21.22 |
| 5 | Nora Angelo | 10 INDO | 21.25 |
| 6 | Sloane Rasberry | 9 DEC | 21.57 |
| 7 | Hads Giardino | 9 DCC | 21.86 |
| 8 | Cecilia Swartz | 9 GHP | 22.97 |
| 9 | Sasha Belton | 9 INDO | 23.38 |

Heat 4 of 7 Finals Starts at 05:27 PM

| | | | |
|---|------------------|----------|-------|
| 0 | Chloe Paul | 9 DEC | 21.04 |
| 1 | Margot de Castro | 10 HUNTC | 20.71 |
| 2 | Adelle Weatherly | 9 HWST | 20.65 |
| 3 | Avianna Gutie | 9 SWS | 20.47 |
| 4 | Eleanor Hart | 10 HWST | 20.13 |
| 5 | Leah French | 10 HWST | 20.23 |
| 6 | Sadie Baldwin | 9 GHP | 20.48 |
| 7 | Maya Boodhun | 9 MTA | 20.66 |
| 8 | Sophie Lafayette | 10 HWST | 20.81 |
| 9 | Taylor Murray | 10 INDO | 21.12 |

Heat 5 of 7 Finals Starts at 05:28 PM

| | | | |
|---|-------------------|---------|-------|
| 0 | Love Bradley | 9 INDO | 20.08 |
| 1 | Emma Justice | 9 GHP | 19.95 |
| 2 | Amelia Gann | 10 KRS | 19.83 |
| 3 | Sofia Gary | 9 GHP | 19.74 |
| 4 | Alaina King | 9 RED | 19.17 |
| 5 | Sophie Sheeran | 9 RED | 19.22 |
| 6 | Vivienne Porter | 10 KRS | 19.79 |
| 7 | Josie Fairlie | 9 PBSTC | 19.94 |
| 8 | Hollyn Clockadale | 9 BSC | 20.01 |
| 9 | Keeton Morel | 10 GHP | 20.11 |

Heat 6 of 7 Finals Starts at 05:28 PM

| | | | |
|---|----------------|---------|-------|
| 0 | Peyton Washer | 10 HWST | 18.66 |
| 1 | Ivy Kolevsohn | 9 VMCI | 18.46 |
| 2 | Kylie Phillips | 10 RED | 18.20 |
| 3 | Kennedy Cregan | 9 DEC | 17.75 |
| 4 | Erin Bennett | 10 INDO | 17.53 |
| 5 | Amelie Thimann | 9 PBSTC | 17.54 |
| 6 | Kenna Lesure | 10 SWS | 18.04 |
| 7 | Anna Nilson | 10 GHP | 18.37 |
| 8 | Vivian Frank | 9 INDO | 18.47 |
| 9 | Pearl Nanninga | 10 HWST | 19.05 |

Heat 7 of 7 Finals Starts at 05:29 PM

| | | | |
|---|--------------------------|----------|-------|
| 0 | Audrey Barineau Mauricio | 10 PBSTC | 17.06 |
| 1 | Valeria Thimann | 10 PBSTC | 16.64 |
| 2 | Claire Steves | 9 DEC | 16.33 |
| 3 | Billie Black | 10 HWST | 16.07 |
| 4 | Hayden Adams | 10 WHEH | 12.86 |
| 5 | Hailey Houck | 9 DCC | 15.54 |
| 6 | Catelin Economos | 9 BSC | 16.18 |
| 7 | Addie Cahill | 9 RED | 16.53 |
| 8 | Hallie Adams | 9 KRS | 16.69 |
| 9 | Faye Ryan | 9 RED | 17.52 |

#19 Girls 11-12 50 Yard Freestyle

ASA Meet: 24.77 2016 HAYLEY GALBRAITH

| Lane | Name | Age | Team | Seed | Time |
|------|------|-----|------|------|------|
|------|------|-----|------|------|------|

Heat 1 of 7 Finals Starts at 05:30 PM

| | | | |
|---|-------------------|---------|----|
| 3 | Echo Ingram | 11 GPP | NT |
| 4 | Emmaline Franklin | 11 HWST | NT |
| 5 | Jordan Lane | 12 HWST | NT |

Heat 2 of 7 Finals Starts at 05:31 PM

| | | | |
|---|----------------|----------|-------|
| 0 | Medha Koduri | 11 KRS | 56.95 |
| 1 | Stella Love | 11 RED | 51.75 |
| 2 | Carly Greear | 11 VMCI | 48.50 |
| 3 | Eden Putnam | 11 WHEH | 48.10 |
| 4 | Lauren Abbott | 12 KRS | 46.99 |
| 5 | Milani Howard | 12 HWST | 47.70 |
| 6 | Katelyn Frank | 11 INDO | 48.28 |
| 7 | Zoe Allen | 12 HUNTC | 48.57 |
| 8 | Knox Stallings | 11 DEC | 56.82 |
| 9 | Lucy Swartz | 11 GHP | 57.13 |



2022 ASA Championship Divisional 2 - 6/29/2022

Meet Program - Girls Events

Heat 3 (#19 Girls 11-12 50 Yard Freestyle)

| | | | |
|---|----------------------|----------|-------|
| 0 | Sp5-Cosette Miller | 11 SWS | 45.15 |
| 1 | Annabelle Lane | 11 WYNH | 44.15 |
| 2 | Sarita Duarte-Paez | 11 GPP | 43.79 |
| 3 | Gwyn Peters | 11 WYNH | 43.69 |
| 4 | Raven Hayes | 11 DEC | 42.82 |
| 5 | Julia Wynn | 11 RED | 43.56 |
| 6 | Zoey Boykin | 12 SWS | 43.72 |
| 7 | Hazel Honeycutt-Dill | 11 WHEH | 43.85 |
| 8 | Ada Rodehorst | 11 PBSTC | 44.29 |
| 9 | Xianna Yee | 12 WYNH | 45.19 |

Heat 4 of 7 Finals Starts at 05:33 PM

| | | | |
|---|-------------------|---------|-------|
| 0 | Maya Sklare | 12 DEC | 41.57 |
| 1 | Phoebe Richardson | 11 GPP | 40.85 |
| 2 | Liv Pendleton | 11 WYNH | 40.58 |
| 3 | Bramley Gordon | 12 KRS | 39.54 |
| 4 | Rosemary Torres | 12 HWST | 39.36 |
| 5 | Kiersten LeSane | 12 GHP | 39.38 |
| 6 | Lucy Lynn | 11 DCC | 39.81 |
| 7 | Aurora Wills | 12 MTA | 40.64 |
| 8 | Molly Spencer | 12 DNDC | 41.22 |
| 9 | Paxton Poole | 11 HWST | 42.34 |

Heat 5 of 7 Finals Starts at 05:35 PM

| | | | |
|---|-------------------|----------|-------|
| 0 | Eleanor McElhanon | 12 HUNTC | 39.04 |
| 1 | Kayla Johnson | 11 GHP | 38.34 |
| 2 | Eva Schroeder | 12 DEC | 37.71 |
| 3 | Junebug Brown | 12 DEC | 36.45 |
| 4 | Emilia Mansour | 11 RED | 36.12 |
| 5 | Audrey Fritchie | 12 HUNTC | 36.41 |
| 6 | Daphne Alcock | 12 DEC | 37.30 |
| 7 | Lillian McWhorter | 11 GPP | 37.98 |
| 8 | Sofia Klingsoehr | 12 GHP | 38.94 |
| 9 | Avery Rockey | 12 HWST | 39.16 |

Heat 6 of 7 Finals Starts at 05:36 PM

| | | | |
|---|--------------------|----------|-------|
| 0 | Jaden Mosca-Bolton | 11 DEC | 35.25 |
| 1 | Julia Holladay | 11 HWST | 34.75 |
| 2 | Bella Langston | 12 WYNH | 34.68 |
| 3 | Callie McJunkin | 11 VMCI | 33.60 |
| 4 | Ella Gable | 12 PBSTC | 33.28 |
| 5 | Maddie Dossey | 11 WYNH | 33.59 |
| 6 | Frances Pantano | 12 RED | 34.00 |
| 7 | Violet Karakos | 11 DEC | 34.74 |
| 8 | Eleanor Coburn | 11 DNDC | 35.19 |
| 9 | Alejandra Arevalo | 11 DEC | 35.79 |

Heat 7 of 7 Finals Starts at 05:37 PM

| | | | |
|---|----------------------|---------|-------|
| 0 | Campbell Greene | 12 BSC | 32.88 |
| 1 | Ava Delfino | 12 WYNH | 32.41 |
| 2 | Calla Lockwood | 12 INDO | 31.51 |
| 3 | Emily Kazmer | 11 GHP | 30.59 |
| 4 | Ava Lambert | 12 GHP | 29.04 |
| 5 | Aidan Bent | 12 INDO | 29.99 |
| 6 | Landry Hess | 11 DEC | 30.61 |
| 7 | Stella Shirah | 12 HWST | 31.63 |
| 8 | Charlotte Sutherland | 12 GHP | 32.62 |
| 9 | Lauren Dowhower | 12 KRS | 33.23 |

#21 Girls 13-14 50 Yard Freestyle

ASA Meet: 24.04 2015 TATUM SMITH

| Lane | Name | Age | Team | Seed | Time |
|--|----------------------|-----|------|-------|------|
| Heat 1 of 4 Finals Starts at 05:37 PM | | | | | |
| 0 | Zara Hebb | 13 | HWST | | NT |
| 1 | Nandini Vishwanathan | 14 | KRS | 41.40 | |
| 2 | Noopur Vishwanathan | 14 | KRS | 39.16 | |
| 3 | Haley Roebuck | 13 | DNDC | 38.94 | |
| 4 | Lauren Grey | 14 | HWST | 37.17 | |
| 5 | Sp5 Palmer Cobb | 13 | RED | 38.53 | |
| 6 | Mylie Henssge | 14 | MTA | 39.16 | |
| 7 | Alana Barton | 13 | DEC | 39.35 | |
| 8 | Ellie Green | 13 | DEC | 51.30 | |

Heat 2 of 4 Finals Starts at 05:39 PM

| | | | | |
|---|-------------------------|----|------|-------|
| 0 | Kylie Lombard | 14 | VMCI | 36.25 |
| 1 | Lena McMorrow | 13 | WYNH | 35.93 |
| 2 | Cate Simcox | 13 | MTA | 35.05 |
| 3 | Vivian Curry | 13 | RED | 34.71 |
| 4 | Gabriela Coburn | 13 | DNDC | 33.91 |
| 5 | Mary Ducat | 13 | HWST | 33.96 |
| 6 | Ava Kelly | 14 | HWST | 34.95 |
| 7 | Kennedy Cobb | 13 | MTA | 35.52 |
| 8 | Avery Pines | 13 | HWST | 36.20 |
| 9 | Sp5-Mary Grace Harrison | 13 | SWS | 37.12 |

Heat 3 of 4 Finals Starts at 05:40 PM

| | | | | |
|---|-------------------|----|-------|-------|
| 0 | Bailey Nock | 14 | HWST | 33.32 |
| 1 | Emily Barranco | 13 | WHEH | 32.94 |
| 2 | Nora Franklin | 14 | HWST | 32.90 |
| 3 | Georgia Hanzel | 14 | BSC | 32.79 |
| 4 | Copper Wilkinson | 13 | PBSTC | 31.76 |
| 5 | Charlotte Rueckel | 13 | WYNH | 31.84 |
| 6 | Miya Brown | 14 | DEC | 32.79 |
| 7 | Ava Marsh | 14 | GHP | 32.94 |
| 8 | Carlie Sheran | 13 | DNDC | 33.20 |
| 9 | Morgan Larkin | 14 | INDO | 33.41 |

Heat 4 of 4 Finals Starts at 05:41 PM

| | | | | |
|---|-------------------------|----|------|--------|
| 0 | Emily Shull | 14 | GHP | 31.61 |
| 1 | Naya Bowden | 14 | INDO | 30.50 |
| 2 | Avery Welch | 13 | MTA | 30.39 |
| 3 | HR Giardino | 14 | DCC | 28.85 |
| 4 | Daniela Elias- da Silva | 14 | GHP | 25.92 |
| 5 | Ansley Sgrosso | 14 | HWST | 26.64 |
| 6 | Elizabeth Nilson | 14 | GHP | 28.89 |
| 7 | Abigail Lancaster | 14 | DEC | 30.46 |
| 8 | Kalie Chronopoulos | 13 | MTA | 31.59 |
| 9 | Sp5-Becca Miller | 14 | SWS | X31.68 |

#23 Women 15 & Over 50 Yard Freestyle

ASA Meet: 23.96 2018 TATUM SMITH, PEYTON

| Lane | Name | Age | Team | Seed | Time |
|--|----------------|-----|------|-------|------|
| Heat 1 of 4 Finals Starts at 05:42 PM | | | | | |
| 3 | Rianna Coppin | 15 | INDO | | NT |
| 4 | Kasey O'Brien | 15 | DNDC | 52.89 | |
| 5 | Kirsten Bacote | 15 | INDO | 56.32 | |

Heat 2 of 4 Finals Starts at 05:43 PM

| | | | | |
|---|-------------------|----|-------|-------|
| 0 | Baikal Miller | 16 | GPP | 37.25 |
| 1 | Noelle Chatigny | 15 | WYNH | 35.85 |
| 2 | Dean Fullerton | 16 | GPP | 34.95 |
| 3 | Abbey Arrowood | 16 | PBSTC | 33.92 |
| 4 | Waverly Alcock | 15 | DEC | 32.43 |
| 5 | Margaret Hoag | 18 | VMCI | 32.99 |
| 6 | Lucia Reber-Viñas | 17 | DEC | 34.07 |
| 7 | Keira Klein | 15 | GHP | 35.03 |
| 8 | Harley Martz | 16 | PBSTC | 36.01 |

Heat 3 of 4 Finals Starts at 05:44 PM

| | | | | |
|---|----------------|----|------|-------|
| 0 | Reagan Roper | 16 | WHEH | 31.88 |
| 1 | Janae Whitlow | 16 | INDO | 31.17 |
| 2 | Eva McLaren | 15 | BSC | 30.90 |
| 3 | Annie Neufeld | 15 | GHP | 29.00 |
| 4 | Kate Nawyn | 15 | WHEH | 28.33 |
| 5 | Camdyn Kler | 16 | KRS | 28.63 |
| 6 | Lewis Mitchell | 17 | GHP | 29.74 |
| 7 | Lexi Langston | 16 | WYNH | 31.13 |
| 8 | Maddie Lamm | 18 | BSC | 31.53 |
| 9 | Ella Stone | 15 | BSC | 32.15 |

Heat 4 of 4 Finals Starts at 05:45 PM

| | | | | |
|---|------------------|----|-------|-------|
| 0 | Charlotte Kuhn | 16 | WYNH | 28.00 |
| 1 | Lindsay Friedman | 17 | VMCI | 27.72 |
| 2 | Ivey Smith | 18 | HWST | 27.34 |
| 3 | Rebekah Address | 18 | GHP | 26.99 |
| 4 | Sarah Prevost | 17 | GHP | 24.87 |
| 5 | Sophis Hook | 15 | PBSTC | 25.56 |
| 6 | Celia Carter | 16 | VMCI | 27.00 |
| 7 | Erin Reilly | 15 | BSC | 27.68 |
| 8 | Lily Maas | 18 | DNDC | 27.84 |
| 9 | Mylee Dubin | 15 | PBSTC | 28.21 |

#25 Girls 7-8 50 Yard Freestyle

ASA Meet: 30.50 1988 KATIE RICHARDSON

| Lane | Name | Age | Team | Seed | Time |
|--|-----------------|-----|------|---------|------|
| Heat 1 of 2 Finals Starts at 05:46 PM | | | | | |
| 1 | Vivian Simmons | 7 | GHP | | NT |
| 2 | Arya Hickey | 7 | GHP | 1:30.95 | |
| 3 | Mirabelle Pink | 8 | MTA | 1:03.77 | |
| 4 | Dylan Bendeck | 8 | GHP | 1:01.68 | |
| 5 | Aleigha Hurd | 8 | SWS | 1:01.78 | |
| 6 | Caroline Hammad | 8 | MTA | 1:16.58 | |
| 7 | Hazel Chamblin | 7 | GHP | | NT |

Heat 2 of 2 Finals Starts at 05:47 PM

| | | | | |
|---|--------------------------|---|------|-------|
| 0 | Eleanor Couvillion | 8 | HWST | 55.88 |
| 1 | Ellie Coia | 7 | WYNH | 49.54 |
| 2 | Eva Saffold | 8 | HWST | 46.74 |
| 3 | Madeleine Oboussier-Lowe | 8 | DNDC | 44.68 |
| 4 | Harper McGill | 8 | GHP | 34.96 |
| 5 | Sadie Ringler | 7 | DNDC | 43.24 |
| 6 | Elin Larson | 8 | KRS | 46.12 |
| 7 | Merritt Bledsoe | 8 | MTA | 46.85 |
| 8 | Eleanor Gioia | 8 | BSC | 54.87 |
| 9 | Sp5-Grace Finkey | 8 | SWS | 57.26 |



2022 ASA Championship Divisional 2 - 6/29/2022
Meet Program - Girls Events

| #27 Girls 9-10 50 Yard Freestyle | | | |
|--|----------------------|------------|------------------|
| ASA Meet: | | 27.16 2014 | HAILEY GALBRAITH |
| Lane | Name | Age Team | Seed Time |
| Heat 1 of 3 Finals Starts at 05:49 PM | | | |
| 0 | Caroline Stewart | 9 HWST | NT |
| 1 | Elle Holladay | 9 HWST | NT |
| 2 | Leila Chamblin | 9 GHP | 1:13.44 |
| 3 | Julianna Nussbaum | 9 BSC | 1:05.37 |
| 4 | Elena Stockdale | 9 HWST | 48.25 |
| 5 | Charlotte Hagen | 10 GHP | 54.12 |
| 6 | Rinna Boyle | 9 GHP | 1:09.84 |
| 7 | Cecilia Swartz | 9 GHP | NT |
| 8 | Eloise Walls | 9 GHP | NT |
| 9 | Elizabeth Ball | 10 HWST | NT |
| Heat 2 of 3 Finals Starts at 05:50 PM | | | |
| 0 | Lylah Chestnutt | 10 PBSTC | 46.55 |
| 1 | Finley Offen | 10 GHP | 45.68 |
| 2 | Molly O'Brien | 10 DNDC | 44.20 |
| 3 | Helena Pierce | 9 MTA | 43.41 |
| 4 | Lillian Westmoreland | 10 GHP | 42.65 |
| 5 | Peyton Washer | 10 HWST | 43.21 |
| 6 | Anna Hammond | 9 WYNH | 44.19 |
| 7 | Kate Morris | 10 GHP | 44.61 |
| 8 | Sp5-Carson Hart | 10 SWS | 45.72 |
| 9 | Sp5-Lilly Rascher | 9 SWS | 47.00 |
| Heat 3 of 3 Finals Starts at 05:52 PM | | | |
| 0 | Mischa Douglass | 10 WYNH | 42.28 |
| 1 | Hollyn Clockadale | 9 BSC | 39.10 |
| 2 | Lucy Brennan | 9 GHP | 38.07 |
| 3 | Laila Mackay | 10 BSC | 34.21 |
| 4 | Brielle Hill | 10 INDO | 28.51 |
| 5 | Piper Canaway | 9 DCC | 33.50 |
| 6 | Hannah Cain | 10 GHP | 36.46 |
| 7 | Adella Perry | 9 GHP | 38.45 |
| 8 | Emily Brown | 10 MTA | 40.79 |
| 9 | Elise Boudreaux | 9 RED | 42.60 |
| #29 Girls 11-12 100 Yard Freestyle | | | |
| ASA Meet: | | 53.50 2016 | HAILEY GALBRAITH |
| Lane | Name | Age Team | Seed Time |
| Heat 1 of 1 Finals Starts at 05:53 PM | | | |
| 1 | Scarlett Ryan | 11 RED | 1:23.23 |
| 2 | Lila Rueckel | 11 WYNH | 1:19.89 |
| 3 | Annalise Morris | 12 BSC | 1:09.70 |
| 4 | Elyse Lambert | 12 GHP | 1:00.12 |
| 5 | Piper Murphy | 11 GHP | 1:07.81 |
| 6 | Vega Tarkington | 12 GHP | 1:14.61 |
| 7 | Lauren Dowhower | 12 KRS | 1:20.94 |

| #31 Girls 13-14 100 Yard Freestyle | | | |
|---|---------------------|------------|------------------|
| ASA Meet: | | 52.32 2018 | GIGI JOHNSON |
| Lane | Name | Age Team | Seed Time |
| Heat 1 of 1 Finals Starts at 05:54 PM | | | |
| 0 | Gabriela Coburn | 13 DNDC | 1:15.77 |
| 1 | Mackenzie Brown | 14 VMCI | 1:12.22 |
| 2 | Avery Maurice | 13 HUNTC | 1:11.75 |
| 3 | Ella Woodard | 14 WHEH | 1:05.47 |
| 4 | Ansley Sgrosso | 14 HWST | 58.80 |
| 5 | Leah Robertson | 14 GHP | 58.93 |
| 6 | Charlotte Fedewa | 14 GHP | 1:10.21 |
| 7 | Michelle Ayling | 14 DEC | 1:12.05 |
| 8 | Sp5 Malou Welin | 13 RED | 1:13.22 |
| 9 | Haley Roebuck | 13 DNDC | 1:21.87 |
| #33 Women 15 & Over 100 Yard Freestyle | | | |
| ASA Meet: | | 52.42 2015 | KATHERINE AIKINS |
| Lane | Name | Age Team | Seed Time |
| Heat 1 of 1 Finals Starts at 05:56 PM | | | |
| 0 | Eva McLaren | 15 BSC | NT |
| 1 | Margaret Calhoun | 17 GHP | 1:11.63 |
| 2 | Delia Neufeld | 17 GHP | 1:06.79 |
| 3 | Ellie Ryan | 15 MTA | 1:03.77 |
| 4 | Sarah Prevost | 17 GHP | 54.11 |
| 5 | Celia Carter | 16 VMCI | 1:00.95 |
| 6 | Molly Wooden | 15 MTA | 1:06.67 |
| 7 | Sarah Schmid | 16 GHP | 1:11.29 |
| 8 | MaryEllen Reagin | 15 KRS | 1:18.12 |
| #37 Girls 7-8 25 Yard Backstroke | | | |
| ASA Meet: | | 17.10 2014 | SADIE CLAYTON |
| Lane | Name | Age Team | Seed Time |
| Heat 1 of 7 Finals Starts at 05:58 PM | | | |
| 3 | Lillian Martin | 8 HWST | NT |
| 4 | Sp5-Carter Phillips | 7 SWS | 52.91 |
| 5 | Kingsley Davidson | 7 HWST | NT |
| Heat 2 of 7 Finals Starts at 05:59 PM | | | |
| 0 | Leah Vece | 7 GHP | 48.97 |
| 1 | Naama Norman | 7 KRS | 43.94 |
| 2 | Lucy Greear | 7 VMCI | 41.35 |
| 3 | Arya Hickey | 7 GHP | 38.87 |
| 4 | Molly McGill | 7 GHP | 38.52 |
| 5 | Mallie Bledsoe | 7 MTA | 38.75 |
| 6 | Sp5-Emmy Rascher | 7 SWS | X40.88 |
| 7 | Avra Delaney | 7 KRS | 41.57 |
| 8 | Zelda Radford | 7 PBSTC | 45.00 |
| 9 | Lylah Katz | 8 PBSTC | 50.62 |

| Heat 3 of 7 Finals Starts at 06:01 PM | | |
|--|--------------------|---------------|
| 0 | Claire French | 7 HWST 38.43 |
| 1 | Faith Bradley | 8 INDO 37.61 |
| 2 | Hazel Chamblin | 7 GHP 36.45 |
| 3 | Lizzie Stevenson | 7 HWST 34.83 |
| 4 | Elsa Durlacher | 8 HUNTC 34.50 |
| 5 | Maeve Nanninga | 7 HWST 34.66 |
| 6 | Sadie Pas | 7 GHP 35.29 |
| 7 | Clara Seay | 8 HWST 36.96 |
| 8 | Harper Price | 7 WHEH 38.12 |
| 9 | Eli Hayden | 7 KRS 38.49 |
| Heat 4 of 7 Finals Starts at 06:02 PM | | |
| 0 | Bella Farren | 7 HWST 34.16 |
| 1 | Maggie Nally | 7 GHP 32.93 |
| 2 | Leena Boykin | 8 SWS 32.50 |
| 3 | Iris Rodehorst | 8 PBSTC 32.38 |
| 4 | Savannah Sewell | 7 GHP 31.67 |
| 5 | Layla Attia | 7 WYNH 31.71 |
| 6 | Taylor Perich | 7 KRS 32.38 |
| 7 | Seema McNeill | 8 MTA 32.51 |
| 8 | Evelyn Hsiung | 8 HWST 33.15 |
| 9 | Louise Sibley | 8 DEC 34.25 |
| Heat 5 of 7 Finals Starts at 06:03 PM | | |
| 0 | Keagan Cutler | 8 GPP 31.14 |
| 1 | Madelyn Stillwagon | 7 WYNH 30.96 |
| 2 | Reese Gaggero | 7 GHP 30.72 |
| 3 | Pfeiffer Dojnik | 8 GPP 30.66 |
| 4 | Avagail Gary | 8 GHP 29.76 |
| 5 | Taylor Mycoskie | 8 HWST 30.46 |
| 6 | Charlotte Buchach | 7 HWST 30.71 |
| 7 | Eleanor Schulz | 8 GPP 30.74 |
| 8 | Emery Rupp | 8 HWST 31.08 |
| 9 | Ella MacNeil | 7 DEC 31.53 |
| Heat 6 of 7 Finals Starts at 06:04 PM | | |
| 0 | Logan Bilyeu | 8 HWST 28.92 |
| 1 | Robin Brown | 7 MTA 28.18 |
| 2 | Hannah Sheets | 8 HWST 27.75 |
| 3 | Lucy Silverman | 8 MTA 26.93 |
| 4 | Ellie Smith | 8 HWST 26.40 |
| 5 | Elise Neely | 8 GPP 26.43 |
| 6 | Liv Slade | 7 HWST 26.93 |
| 7 | Lydia Seiler | 8 GHP 28.05 |
| 8 | Eleanor Couvillion | 8 HWST 28.30 |
| 9 | Mia Flower | 7 BSC 29.03 |
| Heat 7 of 7 Finals Starts at 06:06 PM | | |
| 0 | Eva Grantham | 8 BSC 26.14 |
| 1 | Elin Larson | 8 KRS 25.08 |
| 2 | Elle Morris | 8 GHP 24.66 |
| 3 | River Watson | 8 PBSTC 23.78 |
| 4 | Anna McJunkin | 8 VMCI 22.46 |
| 5 | Autumn Reber-Blais | 8 DEC 22.61 |
| 6 | Emma Taylor | 8 GHP 24.23 |
| 7 | KC Psiaki | 7 GHP 24.79 |
| 8 | Cora Anne Morgan | 8 DEC 25.77 |
| 9 | Galit Baron | 8 MTA 26.37 |



2022 ASA Championship Divisional 2 - 6/29/2022
Meet Program - Girls Events

#39 Girls 9-10 25 Yard Backstroke

ASA Meet: 15.09 2013 RACHEL SAXON

| Lane | Name | Age | Team | Seed | Time |
|--|--------------------|-----|------|-------|------|
| Heat 1 of 5 Finals Starts at 06:07 PM | | | | | |
| 0 | Caitlin Davidson | 9 | HWST | NT | |
| 1 | Emma Bastone | 9 | GHP | 34.46 | |
| 2 | Ana Lemos | 9 | RED | 33.16 | |
| 3 | Maybeth Rutherford | 9 | GHP | 30.35 | |
| 4 | Hads Giardino | 9 | DCC | 28.66 | |
| 5 | Eleanor Hart | 10 | HWST | 29.38 | |
| 6 | Clara Wills | 9 | MTA | 33.07 | |
| 7 | Naomi White | 9 | GPP | 33.31 | |
| 8 | Ava Aschauer | 9 | DNDC | 35.84 | |

Heat 2 of 5 Finals Starts at 06:08 PM

| | | | | | |
|---|------------------|----|------|-------|--|
| 0 | Chloe Paul | 9 | DEC | 27.40 | |
| 1 | Avianna Gutie | 9 | SWS | 27.36 | |
| 2 | Love Bradley | 9 | INDO | 26.97 | |
| 3 | Sadie Baldwin | 9 | GHP | 26.11 | |
| 4 | Anna Hardin | 10 | MTA | 25.75 | |
| 5 | Charlotte Rogers | 9 | GHP | 25.97 | |
| 6 | Sasha Belton | 9 | INDO | 26.60 | |
| 7 | Sophie Lafayette | 10 | HWST | 27.03 | |
| 8 | Eloise Walls | 9 | GHP | 27.38 | |
| 9 | Campbell Torbert | 9 | GHP | 27.77 | |

Heat 3 of 5 Finals Starts at 06:09 PM

| | | | | | |
|---|------------------|----|-------|-------|--|
| 0 | Leah French | 10 | HWST | 24.87 | |
| 1 | Kenna Lesure | 10 | SWS | 24.32 | |
| 2 | Margot de Castro | 10 | HUNTC | 24.31 | |
| 3 | Taylor Murray | 10 | INDO | 23.84 | |
| 4 | Elle Holladay | 9 | HWST | 23.52 | |
| 5 | Ava Santora | 9 | VMCI | 23.60 | |
| 6 | Kennedy Cregan | 9 | DEC | 24.05 | |
| 7 | Caroline Nehmer | 9 | DEC | 24.31 | |
| 8 | Kate Morris | 10 | GHP | 24.74 | |
| 9 | Olivia Patton | 9 | HWST | 25.38 | |

Heat 4 of 5 Finals Starts at 06:10 PM

| | | | | | |
|---|----------------------|----|-------|-------|--|
| 0 | Valeria Thimann | 10 | PBSTC | 23.14 | |
| 1 | Stella Clauss | 10 | HWST | 22.31 | |
| 2 | Josie Nally | 9 | GHP | 22.18 | |
| 3 | Sp5 Maddie Stanfield | 9 | HUNTC | 22.06 | |
| 4 | Camden King | 10 | DEC | 21.44 | |
| 5 | Frances Sibley | 10 | DEC | 21.57 | |
| 6 | Sophie Sheeran | 9 | RED | 22.16 | |
| 7 | Amelie Thimann | 9 | PBSTC | 22.22 | |
| 8 | Nora Angelo | 10 | INDO | 23.09 | |
| 9 | Emma Justice | 9 | GHP | 23.46 | |

Heat 5 of 5 Finals Starts at 06:11 PM

| | | | | | |
|---|---------------------|----|------|-------|--|
| 0 | Emily Brown | 10 | MTA | 21.11 | |
| 1 | Hailey Houck | 9 | DCC | 20.01 | |
| 2 | Riley Wolfersberger | 9 | GHP | 19.76 | |
| 3 | Claire Steves | 9 | DEC | 19.68 | |
| 4 | Mae Gaines | 10 | WYNH | 19.62 | |
| 5 | Tessa Walker | 9 | GPP | 19.65 | |
| 6 | Catelin Economos | 9 | BSC | 19.69 | |
| 7 | Anna Hammond | 9 | WYNH | 20.00 | |
| 8 | Hannah Cain | 10 | GHP | 20.21 | |
| 9 | Cecilia Reilly | 9 | BSC | 21.32 | |

#41 Girls 11-12 50 Yard Backstroke

ASA Meet: 28.08 2018 JAYLA THOMPSON

| Lane | Name | Age | Team | Seed | Time |
|--|----------------|-----|------|---------|------|
| Heat 1 of 4 Finals Starts at 06:12 PM | | | | | |
| 3 | Knox Stallings | 11 | DEC | 1:13.61 | |
| 4 | Xianna Yee | 12 | WYNH | 1:02.12 | |
| 5 | Lucy Swartz | 11 | GHP | 1:10.41 | |

Heat 2 of 4 Finals Starts at 06:14 PM

| | | | | | |
|---|----------------------|----|-------|---------|--|
| 0 | Uma Boltong | 11 | WHEH | 1:01.79 | |
| 1 | Sp5-Cosette Miller | 11 | SWS | X58.89 | |
| 2 | Raven Hayes | 11 | DEC | 54.82 | |
| 3 | Aurora Wills | 12 | MTA | 53.25 | |
| 4 | Maya Sklare | 12 | DEC | 50.60 | |
| 5 | Paxton Poole | 11 | HWST | 53.02 | |
| 6 | Zoe Allen | 12 | HUNTC | 53.40 | |
| 7 | Hazel Honeycutt-Dill | 11 | WHEH | 58.80 | |
| 8 | Stella Love | 11 | RED | 1:00.15 | |

Heat 3 of 4 Finals Starts at 06:15 PM

| | | | | | |
|---|-------------------|----|-------|-------|--|
| 0 | Daphne Alcock | 12 | DEC | 47.86 | |
| 1 | Marissa Brown | 12 | VMCI | 47.13 | |
| 2 | Maddie Dossey | 11 | WYNH | 45.96 | |
| 3 | Celie Howard | 12 | DEC | 43.64 | |
| 4 | Callie McJunkin | 11 | VMCI | 42.53 | |
| 5 | Chloe Loach | 12 | GHP | 42.69 | |
| 6 | Phoebe Richardson | 11 | GPP | 45.95 | |
| 7 | Maddie Sullivan | 12 | KRS | 47.09 | |
| 8 | Paris Favors | 11 | GPP | 47.72 | |
| 9 | Ada Rodehorst | 11 | PBSTC | 50.45 | |

Heat 4 of 4 Finals Starts at 06:17 PM

| | | | | | |
|---|----------------------|----|------|-------|--|
| 0 | Violet Karakos | 11 | DEC | 42.44 | |
| 1 | Mary Louise Cromwell | 11 | INDO | 40.12 | |
| 2 | Vega Tarkington | 12 | GHP | 39.29 | |
| 3 | Aidan Bent | 12 | INDO | 37.20 | |
| 4 | Elyse Lambert | 12 | GHP | 31.20 | |
| 5 | Bella Langston | 12 | WYNH | 36.75 | |
| 6 | Landry Hess | 11 | DEC | 37.79 | |
| 7 | Adelaide Santora | 12 | VMCI | 39.69 | |
| 8 | Lila Rueckel | 11 | WYNH | 41.65 | |
| 9 | Eleanor Coburn | 11 | DNDC | 42.48 | |

#43 Girls 13-14 50 Yard Backstroke

ASA Meet: 27.12 2014 LAINIE BELL

| Lane | Name | Age | Team | Seed | Time |
|--|----------------------|-----|------|-------|------|
| Heat 1 of 3 Finals Starts at 06:18 PM | | | | | |
| 3 | Ava Kelly | 14 | HWST | NT | |
| 4 | Alana Barton | 13 | DEC | 51.76 | |
| 5 | Nandini Vishwanathan | 14 | KRS | 55.59 | |

Heat 2 of 3 Finals Starts at 06:20 PM

| | | | | | |
|---|-------------------------|----|-------|--------|--|
| 1 | Ella Ruskin | 13 | HUNTC | 50.28 | |
| 2 | Lena McMorrow | 13 | WYNH | 47.31 | |
| 3 | Georgia Hanzel | 14 | BSC | 44.90 | |
| 4 | Logan Loustalot | 13 | WYNH | 42.15 | |
| 5 | Noopur Vishwanathan | 14 | KRS | 43.51 | |
| 6 | Lauren Grey | 14 | HWST | 46.20 | |
| 7 | Sp5-Mary Grace Harrison | 13 | SWS | X48.28 | |
| 8 | Mylie Henssge | 14 | MTA | 51.25 | |

Heat 3 of 3 Finals Starts at 06:21 PM

| | | | | | |
|---|-------------------|----|-------|-------|--|
| 0 | Cate Simcox | 13 | MTA | 40.45 | |
| 1 | Ava Marsh | 14 | GHP | 37.59 | |
| 2 | Avery Maurice | 13 | HUNTC | 37.35 | |
| 3 | Morgan Larkin | 14 | INDO | 36.63 | |
| 4 | HR Giardino | 14 | DCC | 33.46 | |
| 5 | Emily Barranco | 13 | WHEH | 34.24 | |
| 6 | Sp5 Malou Welin | 13 | RED | 37.10 | |
| 7 | Emily Shull | 14 | GHP | 37.52 | |
| 8 | Abigail Lancaster | 14 | DEC | 37.93 | |
| 9 | Kylie Lombard | 14 | VMCI | 41.56 | |

#45 Women 15 & Over 50 Yard Backstroke

ASA Meet: 26.59 2019 KYLA MALONEY

| Lane | Name | Age | Team | Seed | Time |
|--|----------------|-----|-------|---------|------|
| Heat 1 of 2 Finals Starts at 06:23 PM | | | | | |
| 3 | Rianna Coppin | 15 | INDO | 50.23 | |
| 4 | Dean Fullerton | 16 | GPP | 42.57 | |
| 5 | Abbey Arrowood | 16 | PBSTC | 44.40 | |
| 6 | Kirsten Bacote | 15 | INDO | 1:18.87 | |

Heat 2 of 2 Finals Starts at 06:25 PM

| | | | | | |
|---|------------------|----|-------|-------|--|
| 0 | Keira Klein | 15 | GHP | 41.62 | |
| 1 | Ella Stone | 15 | BSC | 39.02 | |
| 2 | Alex Humphrey | 16 | KRS | 37.53 | |
| 3 | Ansley Gavlak | 17 | VMCI | 32.16 | |
| 4 | Rebekah Address | 18 | GHP | 30.52 | |
| 5 | Lexi Langston | 16 | WYNH | 30.95 | |
| 6 | Annie Neufeld | 15 | GHP | 33.32 | |
| 7 | Delia Neufeld | 17 | GHP | 37.59 | |
| 8 | Kaitlin Sinkler | 17 | PBSTC | 40.01 | |
| 9 | MaryEllen Reagin | 15 | KRS | 41.83 | |



2022 ASA Championship Divisional 2 - 6/29/2022
Meet Program - Girls Events

#47 Girls 7-8 100 Yard IM

ASA Meet: 1:17.78 2014 SADIE CLAYTON

| Lane | Name | Age | Team | Seed Time |
|------|------|-----|------|-----------|
|------|------|-----|------|-----------|

Heat 1 of 2 Finals Starts at 06:26 PM

| | | | | |
|---|------------------|---|-----|----------|
| 3 | Caroline Walts | 8 | BSC | 2:27.21 |
| 4 | Merritt Bledsoe | 8 | MTA | 2:18.91 |
| 5 | Sp5-Grace Finkey | 8 | SWS | X2:23.97 |
| 6 | Dylan Bendeck | 8 | GHP | 2:27.22 |

Heat 2 of 2 Finals Starts at 06:29 PM

| | | | | |
|---|----------------------|---|------|---------|
| 0 | Ellie Smith | 8 | HWST | 2:18.64 |
| 1 | Madolyn Sand | 8 | RED | 2:09.84 |
| 2 | Catherine Sutherland | 8 | GHP | 2:07.33 |
| 3 | Autumn Reber-Blais | 8 | DEC | 1:55.18 |
| 4 | Alice Urazhdin | 8 | INDO | 1:36.72 |
| 5 | Leila Oblas | 8 | DNDC | 1:45.67 |
| 6 | Sutton Rueckel | 8 | WYNH | 2:06.81 |
| 7 | Beth Lineberger | 8 | MTA | 2:08.96 |
| 8 | Airlie Carter | 8 | HWST | 2:12.83 |
| 9 | Delle Hargather | 8 | HWST | 2:18.73 |

#49 Girls 9-10 100 Yard IM

ASA Meet: 1:07.19 2016 SADIE CLAYTON

| Lane | Name | Age | Team | Seed Time |
|------|------|-----|------|-----------|
|------|------|-----|------|-----------|

Heat 1 of 2 Finals Starts at 06:31 PM

| | | | | |
|---|-----------------|----|-------|---------|
| 1 | Ava Santora | 9 | VMCI | 2:18.34 |
| 2 | Eva Marsden | 9 | BSC | 2:05.85 |
| 3 | Amelia Gann | 10 | KRS | 2:04.10 |
| 4 | Lylah Chestnutt | 10 | PBSTC | 1:55.00 |
| 5 | Elise Boudreaux | 9 | RED | 1:58.33 |
| 6 | Elsa Larson | 10 | KRS | 2:04.61 |
| 7 | Brogan Posey | 9 | BSC | 2:09.71 |
| 8 | Rinna Boyle | 9 | GHP | 3:05.77 |

Heat 2 of 2 Finals Starts at 06:35 PM

| | | | | |
|---|---------------------|----|-------|---------|
| 0 | Mae Gaines | 10 | WYNH | 1:45.47 |
| 1 | Rae Louise Conlan | 10 | GHP | 1:39.01 |
| 2 | Hayden Adams | 10 | WHEH | 1:31.68 |
| 3 | Lena Amica | 9 | INDO | 1:27.04 |
| 4 | Piper Canaway | 9 | DCC | 1:25.92 |
| 5 | Annelise Engelhard | 10 | HWST | 1:26.00 |
| 6 | Laila Mackay | 10 | BSC | 1:28.99 |
| 7 | Riley Wolfersberger | 9 | GHP | 1:32.89 |
| 8 | Caroline Vreeland | 9 | HWST | 1:40.06 |
| 9 | Cora August-Harman | 10 | PBSTC | 1:50.14 |

#51 Girls 11-12 100 Yard IM

ASA Meet: 1:01.18 2018 ELLA JONES

| Lane | Name | Age | Team | Seed Time |
|------|------|-----|------|-----------|
|------|------|-----|------|-----------|

Heat 1 of 2 Finals Starts at 06:37 PM

| | | | | |
|---|----------------------|----|------|---------|
| 3 | McKenna Kler | 12 | KRS | 1:39.50 |
| 4 | Reese Anderson | 12 | WYNH | 1:32.87 |
| 5 | Mary Louise Cromwell | 11 | INDO | 1:35.59 |
| 6 | Julia Holladay | 11 | HWST | 1:40.56 |

Heat 2 of 2 Finals Starts at 06:39 PM

| | | | | |
|---|---------------------|----|-------|---------|
| 0 | Campbell Smith | 12 | HWST | 1:27.19 |
| 1 | Celeste Reber-Viñas | 12 | DEC | 1:22.28 |
| 2 | Amelia Hagen | 11 | GHP | 1:20.93 |
| 3 | Sidney Cape | 11 | DEC | 1:14.81 |
| 4 | Maggie Hurley | 12 | GHP | 1:06.59 |
| 5 | Lucki Patel | 12 | GHP | 1:13.17 |
| 6 | Chloe Tsai | 11 | VMCI | 1:17.75 |
| 7 | Alyssa Castellino | 12 | PBSTC | 1:22.01 |
| 8 | Julia Sollie | 11 | INDO | 1:25.22 |
| 9 | Lilah Pate | 12 | RED | 1:30.66 |

#53 Girls 13-14 100 Yard IM

ASA Meet: 58.59 2014 LAINIE BELL

| Lane | Name | Age | Team | Seed Time |
|------|------|-----|------|-----------|
|------|------|-----|------|-----------|

Heat 1 of 2 Finals Starts at 06:41 PM

| | | | | |
|---|-------------------|----|-------|---------|
| 2 | Braelynn Gamble | 13 | HWST | NT |
| 3 | Meera Yadav | 13 | RED | 1:31.09 |
| 4 | Eilee Baerwalde | 13 | PBSTC | 1:23.02 |
| 5 | Sp5-Becca Miller | 14 | SWS | 1:24.88 |
| 6 | Emily Federovitch | 14 | MTA | 1:43.44 |

Heat 2 of 2 Finals Starts at 06:43 PM

| | | | | |
|---|-------------------------|----|-------|---------|
| 0 | Seda Barranco | 14 | WHEH | 1:19.36 |
| 1 | Madison Brown | 13 | INDO | 1:17.50 |
| 2 | Delaney Hixon | 14 | DNDC | 1:17.00 |
| 3 | Stella Reber-Viñas | 14 | DEC | 1:14.91 |
| 4 | Daniela Elias- da Silva | 14 | GHP | 1:05.65 |
| 5 | Ruby Schattenberg | 14 | INDO | 1:14.03 |
| 6 | Margaret Justice | 13 | GHP | 1:15.43 |
| 7 | Zara Hebb | 13 | HWST | 1:17.23 |
| 8 | Ella Woodard | 14 | WHEH | 1:17.65 |
| 9 | Emily Gable | 14 | PBSTC | 1:22.72 |

#55 Women 15 & Over 100 Yard IM

ASA Meet: 58.36 2006 LAYNE BRODIE

| Lane | Name | Age | Team | Seed Time |
|------|------|-----|------|-----------|
|------|------|-----|------|-----------|

Heat 1 of 1 Finals Starts at 06:45 PM

| | | | | |
|---|----------------|----|-------|---------|
| 2 | Riley Browning | 17 | GHP | NT |
| 3 | Emma Volkmann | 18 | HWST | 1:11.58 |
| 4 | Lyla Richards | 16 | PBSTC | 1:06.23 |
| 5 | Chloe Teague | 16 | GHP | 1:08.67 |
| 6 | Ellie Ryan | 15 | MTA | 1:15.29 |

#57 Girls 7-8 25 Yard Breaststroke

ASA Meet: 18.74 2015 SARELL TUTT

| Lane | Name | Age | Team | Seed Time |
|------|------|-----|------|-----------|
|------|------|-----|------|-----------|

Heat 1 of 4 Finals Starts at 06:46 PM

| | | | | |
|---|-----------------|---|------|-------|
| 1 | Noelle Andresen | 7 | KRS | NT |
| 2 | Phoebe Newman | 7 | DEC | 48.17 |
| 3 | Hayden Sumrall | 8 | GPP | 42.42 |
| 4 | Taylor Perich | 7 | KRS | 41.24 |
| 5 | Minnie Monson | 7 | GHP | 41.75 |
| 6 | Seema McNeill | 8 | MTA | 44.20 |
| 7 | Hayley Hart | 8 | KRS | NT |
| 8 | Jessie Black | 8 | HWST | NT |

Heat 2 of 4 Finals Starts at 06:48 PM

| | | | | |
|---|------------------|---|------|-------|
| 0 | Emily McLendon | 7 | WHEH | 39.10 |
| 1 | Julia Kazmer | 8 | GHP | 38.21 |
| 2 | Lucy Velotta | 8 | MTA | 37.75 |
| 3 | Addie Nelson | 8 | MTA | 36.57 |
| 4 | Madolyn Sand | 8 | RED | 35.98 |
| 5 | Sp5-Emmy Rascher | 7 | SWS | 36.06 |
| 6 | Naama Norman | 7 | KRS | 36.63 |
| 7 | Ashley Reardon | 7 | DCC | 37.97 |
| 8 | Lydia Seiler | 8 | GHP | 38.46 |
| 9 | Abby Mason | 8 | WHEH | 40.40 |

Heat 3 of 4 Finals Starts at 06:49 PM

| | | | | |
|---|-----------------|---|------|-------|
| 0 | Sydney Perich | 8 | KRS | 32.43 |
| 1 | Caroline Walts | 8 | BSC | 31.81 |
| 2 | Beth Lineberger | 8 | MTA | 30.76 |
| 3 | Stella Grantham | 8 | BSC | 30.41 |
| 4 | Ali Bokich | 8 | GHP | 30.25 |
| 5 | Sadie Pas | 7 | GHP | 30.30 |
| 6 | Alyssa Morton | 8 | VMCI | 30.69 |
| 7 | Claire Kaiser | 8 | KRS | 31.56 |
| 8 | Mirabelle Pink | 8 | MTA | 31.95 |
| 9 | Layla Attia | 7 | WYNH | 35.01 |

Heat 4 of 4 Finals Starts at 06:50 PM

| | | | | |
|---|--------------------------|---|------|-------|
| 0 | Charlotte Mitchell | 7 | WYNH | 29.78 |
| 1 | Emma Taylor | 8 | GHP | 28.40 |
| 2 | Ruby Rhynold | 8 | DEC | 26.40 |
| 3 | Madeleine Oboussier-Lowe | 8 | DNDC | 25.15 |
| 4 | Madeline Adams | 7 | KRS | 21.59 |
| 5 | Vanessa Loudon | 8 | DNDC | 24.35 |
| 6 | Collyar Nalley | 8 | HWST | 25.90 |
| 7 | Elena Segura | 8 | GHP | 27.87 |
| 8 | Avery Westmoreland | 8 | GHP | 28.71 |
| 9 | Delle Hargather | 8 | HWST | 30.00 |

#59 Girls 9-10 25 Yard Breaststroke

ASA Meet: 15.87 2017 GIANNA VARRONE

| Lane | Name | Age | Team | Seed Time |
|------|------|-----|------|-----------|
|------|------|-----|------|-----------|

Heat 1 of 4 Finals Starts at 06:51 PM

| | | | | |
|---|-------------------|----|------|-------|
| 2 | Charlie Teachey | 9 | HWST | NT |
| 3 | Frances Sibley | 10 | DEC | 34.05 |
| 4 | Polly Pantano | 10 | RED | 30.78 |
| 5 | Paige Thomas | 9 | HWST | 31.57 |
| 6 | Julianna Nussbaum | 9 | BSC | 39.61 |
| 7 | Billie Black | 10 | HWST | NT |

Heat 2 of 4 Finals Starts at 06:52 PM

| | | | | |
|---|------------------|----|------|--------|
| 0 | Olivia Patton | 9 | HWST | 29.44 |
| 1 | Sp5-Carson Hart | 10 | SWS | X28.86 |
| 2 | Edie Kishel | 9 | GHP | 28.13 |
| 3 | Maya Boodhun | 9 | MTA | 26.86 |
| 4 | Adelle Weatherly | 9 | HWST | 26.55 |
| 5 | Elena Stockdale | 9 | HWST | 26.70 |
| 6 | Vivienne Porter | 10 | KRS | 27.38 |
| 7 | Elsa Fitzpatrick | 10 | WHEH | 28.56 |
| 8 | Vivian Frank | 9 | INDO | 29.25 |
| 9 | Anna Hardin | 10 | MTA | 30.44 |



2022 ASA Championship Divisional 2 - 6/29/2022

Meet Program - Girls Events

Heat 3 (#59 Girls 9-10 25 Yard Breaststroke)

| | | | | |
|---|-------------------|----|-------|--------|
| 0 | Caroline Stewart | 9 | HWST | 25.94 |
| 1 | Josie Nally | 9 | GHP | 25.17 |
| 2 | Charlotte Hagen | 10 | GHP | 24.82 |
| 3 | Kylie Phillips | 10 | RED | 24.53 |
| 4 | Genna Held | 10 | HUNTC | 24.00 |
| 5 | Finley Offen | 10 | GHP | 24.42 |
| 6 | Pearl Nanninga | 10 | HWST | 24.81 |
| 7 | Adella Perry | 9 | GHP | 25.13 |
| 8 | Elsa Larson | 10 | KRS | 25.68 |
| 9 | Sp5-Lilly Rascher | 9 | SWS | X26.00 |

Heat 4 of 4 Finals Starts at 06:53 PM

| | | | | |
|---|--------------------------|----|-------|-------|
| 0 | Cecilia Reilly | 9 | BSC | 22.75 |
| 1 | Rae Louise Conlan | 10 | GHP | 22.57 |
| 2 | Lillian Westmoreland | 10 | GHP | 22.11 |
| 3 | Erin Bennett | 10 | INDO | 20.28 |
| 4 | Brielle Hill | 10 | INDO | 18.00 |
| 5 | Annelise Engelhard | 10 | HWST | 19.11 |
| 6 | Audrey Barineau Mauricio | 10 | PBSTC | 20.76 |
| 7 | Brogan Posey | 9 | BSC | 22.53 |
| 8 | Rose Wooden | 10 | MTA | 22.58 |
| 9 | Faye Ryan | 9 | RED | 23.95 |

#61 Girls 11-12 50 Yard Breaststroke

| | | | | |
|-----------|------|-------|------|-------------|
| ASA Meet: | | 31.52 | 2016 | MIA SHAFFER |
| Lane | Name | Age | Team | Seed Time |

Heat 1 of 5 Finals Starts at 06:54 PM

| | | | | |
|---|------------------|----|------|----|
| 2 | Medha Koduri | 11 | KRS | NT |
| 3 | Stella Shirah | 12 | HWST | NT |
| 4 | Avery Rockey | 12 | HWST | NT |
| 5 | Caroline Walstad | 11 | MTA | NT |
| 6 | Paris Favors | 11 | GPP | NT |

Heat 2 of 5 Finals Starts at 06:55 PM

| | | | | |
|---|--------------------|----|-------|---------|
| 0 | Eleanor McElhanon | 12 | HUNTC | 1:04.69 |
| 1 | Kiersten LeSane | 12 | GHP | 1:02.76 |
| 2 | Lillian McWhorter | 11 | GPP | 1:02.08 |
| 3 | Kayla Johnson | 11 | GHP | 1:00.02 |
| 4 | Sarita Duarte-Paez | 11 | GPP | 59.46 |
| 5 | Audrey Fritchie | 12 | HUNTC | 59.78 |
| 6 | Annabelle Lane | 11 | WYNH | 1:01.34 |
| 7 | Zoey Boykin | 12 | SWS | 1:02.18 |
| 8 | Milani Howard | 12 | HWST | 1:03.79 |
| 9 | Carly Greear | 11 | VMCI | 1:08.07 |

Heat 3 of 5 Finals Starts at 06:57 PM

| | | | | |
|---|--------------------|----|------|-------|
| 0 | Sp5-Cosette Miller | 11 | SWS | 58.88 |
| 1 | Lucy Lynn | 11 | DCC | 58.57 |
| 2 | Katelyn Frank | 11 | INDO | 57.19 |
| 3 | Rosemary Torres | 12 | HWST | 55.43 |
| 4 | Marissa Brown | 12 | VMCI | 53.00 |
| 5 | Junebug Brown | 12 | DEC | 53.34 |
| 6 | Emilia Mansour | 11 | RED | 57.13 |
| 7 | Julia Wynn | 11 | RED | 57.54 |
| 8 | Uma Boltong | 11 | WHEH | 58.65 |
| 9 | Gwyn Peters | 11 | WYNH | 59.32 |

Heat 4 of 5 Finals Starts at 06:58 PM

| | | | | |
|---|--------------------|----|------|-------|
| 0 | Jaden Mosca-Bolton | 11 | DEC | 49.37 |
| 1 | McKenna Kler | 12 | KRS | 48.45 |
| 2 | Adelaide Santora | 12 | VMCI | 47.50 |
| 3 | Julia Sollie | 11 | INDO | 46.68 |
| 4 | Scarlett Ryan | 11 | RED | 44.72 |
| 5 | Celie Howard | 12 | DEC | 45.55 |
| 6 | Frances Pantano | 12 | RED | 46.97 |
| 7 | Campbell Smith | 12 | HWST | 48.40 |
| 8 | Emmaline Franklin | 11 | HWST | 48.47 |
| 9 | Lauren Abbott | 12 | KRS | 50.41 |

Heat 5 of 5 Finals Starts at 06:59 PM

| | | | | |
|---|----------------------|----|-------|-------|
| 0 | Alejandra Arevalo | 11 | DEC | 44.04 |
| 1 | Charlotte Sutherland | 12 | GHP | 43.73 |
| 2 | Calla Lockwood | 12 | INDO | 42.70 |
| 3 | Ava Lambert | 12 | GHP | 38.82 |
| 4 | Maggie Hurley | 12 | GHP | 35.79 |
| 5 | Sidney Cape | 11 | DEC | 38.05 |
| 6 | Annalise Morris | 12 | BSC | 40.41 |
| 7 | Eva Schroeder | 12 | DEC | 43.17 |
| 8 | Ella Gable | 12 | PBSTC | 43.84 |
| 9 | Campbell Greene | 12 | BSC | 44.37 |

#63 Girls 13-14 50 Yard Breaststroke

| | | | | |
|-----------|------|-------|------|------------------|
| ASA Meet: | | 30.14 | 2016 | ADDIE FARRINGTON |
| Lane | Name | Age | Team | Seed Time |

Heat 1 of 3 Finals Starts at 07:00 PM

| | | | | |
|---|-------------------|----|-------|-------|
| 2 | Ellie Green | 13 | DEC | 56.06 |
| 3 | Vivian Curry | 13 | RED | 49.95 |
| 4 | Nora Franklin | 14 | HWST | 48.21 |
| 5 | Emily Federovitch | 14 | MTA | 49.75 |
| 6 | Elia Ruskin | 13 | HUNTC | 50.41 |

Heat 2 of 3 Finals Starts at 07:02 PM

| | | | | |
|---|-------------------------|----|-------|-------|
| 0 | Avery Welch | 13 | MTA | 46.70 |
| 1 | Meera Yadav | 13 | RED | 45.50 |
| 2 | Avery Pines | 13 | HWST | 44.23 |
| 3 | Mackenzie Brown | 14 | VMCI | 44.10 |
| 4 | Sp5-Becca Miller | 14 | SWS | 42.62 |
| 5 | Carlie Sheran | 13 | DNDC | 43.47 |
| 6 | Kennedy Cobb | 13 | MTA | 44.11 |
| 7 | Sp5-Mary Grace Harrison | 13 | SWS | 44.88 |
| 8 | Copper Wilkinson | 13 | PBSTC | 46.03 |
| 9 | Miya Brown | 14 | DEC | 46.85 |

Heat 3 of 3 Finals Starts at 07:03 PM

| | | | | |
|---|--------------------|----|-------|-------|
| 0 | Michelle Ayling | 14 | DEC | 39.94 |
| 1 | Naya Bowden | 14 | INDO | 39.79 |
| 2 | Ruby Schattenberg | 14 | INDO | 39.22 |
| 3 | Braelynn Gamble | 13 | HWST | 38.49 |
| 4 | Margaret Justice | 13 | GHP | 35.66 |
| 5 | Charlotte Fedewa | 14 | GHP | 37.68 |
| 6 | Delaney Hixon | 14 | DNDC | 39.02 |
| 7 | Charlotte Rueckel | 13 | WYNH | 39.54 |
| 8 | Kalie Chronopoulos | 13 | MTA | 39.87 |
| 9 | Eilee Baerwalde | 13 | PBSTC | 41.97 |

#65 Women 15 & Over 50 Yard Breaststroke

| | | | | |
|-----------|------|-------|------|--------------|
| ASA Meet: | | 29.85 | 2016 | ALLIE REITER |
| Lane | Name | Age | Team | Seed Time |

Heat 1 of 2 Finals Starts at 07:04 PM

| | | | | |
|---|-----------------|----|-------|---------|
| 0 | Kasey O'Brien | 15 | DNDC | 1:06.62 |
| 1 | Baikal Miller | 16 | GPP | 47.83 |
| 2 | Waverly Alcock | 15 | DEC | 45.99 |
| 3 | Noelle Chatigny | 15 | WYNH | 45.10 |
| 4 | Alex Humphrey | 16 | KRS | 44.28 |
| 5 | Margaret Hoag | 18 | VMCI | 44.40 |
| 6 | Kaitlin Sinkler | 17 | PBSTC | 45.39 |
| 7 | Fiona Bray | 16 | GHP | 46.93 |
| 8 | Molly Wooden | 15 | MTA | 48.22 |
| 9 | Harley Martz | 16 | PBSTC | NT |

Heat 2 of 2 Finals Starts at 07:05 PM

| | | | | |
|---|-------------------|----|-------|-------|
| 0 | Maddie Lamm | 18 | BSC | 42.45 |
| 1 | Sarah Schmid | 16 | GHP | 40.85 |
| 2 | Camdyn Kler | 16 | KRS | 36.19 |
| 3 | Mylee Dubin | 15 | PBSTC | 36.03 |
| 4 | Lyla Richards | 16 | PBSTC | 34.26 |
| 5 | Kate Nawyn | 15 | WHEH | 35.25 |
| 6 | Emma Volkmann | 18 | HWST | 36.14 |
| 7 | Margaret Calhoun | 17 | GHP | 40.54 |
| 8 | Riley Browning | 17 | GHP | 41.37 |
| 9 | Lucia Reber-Viñas | 17 | DEC | 43.47 |

#67 Girls 7-8 25 Yard Butterfly

| | | | | |
|-----------|------|-------|------|--------------|
| ASA Meet: | | 15.73 | 1989 | ZIBBY STOKES |
| Lane | Name | Age | Team | Seed Time |

Heat 1 of 3 Finals Starts at 07:07 PM

| | | | | |
|---|-------------------|---|-------|-------|
| 1 | Eleanor Hoffer | 7 | VMCI | NT |
| 2 | Declan Scarminach | 8 | GHP | 37.09 |
| 3 | Estella Ducat | 7 | HWST | 36.98 |
| 4 | Caitlin Schuette | 7 | GHP | 35.86 |
| 5 | Robin Brown | 7 | MTA | 36.96 |
| 6 | Sydney Perich | 8 | KRS | 37.01 |
| 7 | Sydney Shapiro | 7 | HUNTC | 40.94 |
| 8 | Eva Saffold | 8 | HWST | NT |

Heat 2 of 3 Finals Starts at 07:08 PM

| | | | | |
|---|-------------------|---|-------|-------|
| 0 | Vivian Simmons | 7 | GHP | 32.63 |
| 1 | Sp5-Grace Finkey | 8 | SWS | 31.50 |
| 2 | Georgia Van Curen | 8 | GHP | 30.51 |
| 3 | Elsa Durlacher | 8 | HUNTC | 30.22 |
| 4 | Lyla Wilensky | 8 | DCC | 29.31 |
| 5 | Eleanor Gioia | 8 | BSC | 29.86 |
| 6 | Avagail Gary | 8 | GHP | 30.42 |
| 7 | Ali Bokich | 8 | GHP | 30.91 |
| 8 | Lina Fairlie | 7 | PBSTC | 31.53 |
| 9 | Riley Unell | 7 | MTA | 35.49 |



2022 ASA Championship Divisional 2 - 6/29/2022

Meet Program - Girls Events

Heat 3 (#67 Girls 7-8 25 Yard Butterfly)

| | | | |
|---|-----------------|--------|-------|
| 0 | Sutton Rueckel | 8 WYNH | 28.07 |
| 1 | Ailsa Groves | 7 GHP | 27.34 |
| 2 | Hannah Plunkett | 7 VMCI | 26.25 |
| 3 | Ellie Coia | 7 WYNH | 24.11 |
| 4 | Alice Urazhdin | 8 INDO | 19.19 |
| 5 | Leila Oblas | 8 DNDC | 23.20 |
| 6 | Ruby Rhynold | 8 DEC | 24.18 |
| 7 | Airlie Carter | 8 HWST | 27.01 |
| 8 | Elena Segura | 8 GHP | 27.69 |
| 9 | Raina Patel | 7 MTA | 28.63 |

#69 Girls 9-10 25 Yard Butterfly

ASA Meet: 13.09 2016 SADIE CLAYTON

| Lane | Name | Age Team | Seed Time |
|------|------|----------|-----------|
|------|------|----------|-----------|

Heat 1 of 3 Finals Starts at 07:09 PM

| | | | |
|---|----------------------|---------|-------|
| 1 | Elizabeth Cash | 10 GHP | 31.17 |
| 2 | Miriam Norman | 9 KRS | 29.40 |
| 3 | Sloane Raspberry | 9 DEC | 28.85 |
| 4 | Ivy Kolevsohn | 9 VMCI | 26.63 |
| 5 | Sp5-Lilly Rascher | 9 SWS | 26.74 |
| 6 | Sp5-Carson Hart | 10 SWS | 28.92 |
| 7 | Campbell Torbert | 9 GHP | 30.82 |
| 8 | Sp5 Maddie Stanfield | 9 HUNTC | XNT |

Heat 2 of 3 Finals Starts at 07:10 PM

| | | | |
|---|--------------------|----------|-------|
| 0 | Keeton Morel | 10 GHP | 25.17 |
| 1 | Olivia Hanley | 9 GHP | 24.82 |
| 2 | Annie Ducat | 9 HWST | 24.44 |
| 3 | Sofia Gary | 9 GHP | 22.78 |
| 4 | Anna Nilson | 10 GHP | 20.65 |
| 5 | Elizabeth Ball | 10 HWST | 21.26 |
| 6 | Josie Fairlie | 9 PBSTC | 23.95 |
| 7 | Alaina King | 9 RED | 24.58 |
| 8 | Cora August-Harman | 10 PBSTC | 24.99 |
| 9 | Leila Chamblin | 9 GHP | 26.10 |

Heat 3 of 3 Finals Starts at 07:11 PM

| | | | |
|---|-------------------|---------|-------|
| 0 | Mischa Douglass | 10 WYNH | 20.47 |
| 1 | Eva Marsden | 9 BSC | 19.62 |
| 2 | Caroline Vreeland | 9 HWST | 19.48 |
| 3 | Lena Amica | 9 INDO | 18.28 |
| 4 | Rose Wooden | 10 MTA | 16.38 |
| 5 | Hallie Adams | 9 KRS | 17.86 |
| 6 | Addie Cahill | 9 RED | 18.81 |
| 7 | Molly O'Brien | 10 DNDC | 19.59 |
| 8 | Stella Clauss | 10 HWST | 20.38 |
| 9 | Lucy Brennan | 9 GHP | 20.53 |

#71 Girls 11-12 50 Yard Butterfly

ASA Meet: 26.43 2013 TATUM SMITH

| Lane | Name | Age Team | Seed Time |
|------|------|----------|-----------|
|------|------|----------|-----------|

Heat 1 of 2 Finals Starts at 07:12 PM

| | | | |
|---|------------------|---------|-------|
| 0 | Echo Ingram | 11 GPP | NT |
| 1 | Liv Pendleton | 11 WYNH | 51.44 |
| 2 | Sofia Klingsoehr | 12 GHP | 46.87 |
| 3 | Amelia Hagen | 11 GHP | 41.18 |
| 4 | Bramley Gordon | 12 KRS | 40.00 |
| 5 | Molly Spencer | 12 DNDC | 41.17 |
| 6 | Reese Anderson | 12 WYNH | 41.40 |
| 7 | Maddie Sullivan | 12 KRS | 49.46 |
| 8 | Eden Putnam | 11 WHEH | 54.54 |

Heat 2 of 2 Finals Starts at 07:13 PM

| | | | |
|---|---------------------|----------|-------|
| 0 | Chloe Loach | 12 GHP | 37.05 |
| 1 | Lilah Pate | 12 RED | 36.53 |
| 2 | Jordan Lane | 12 HWST | 35.70 |
| 3 | Alyssa Castellino | 12 PBSTC | 33.48 |
| 4 | Lucki Patel | 12 GHP | 31.84 |
| 5 | Chloe Tsai | 11 VMCI | 32.72 |
| 6 | Celeste Reber-Viñas | 12 DEC | 35.35 |
| 7 | Ava Delfino | 12 WYNH | 36.19 |
| 8 | Piper Murphy | 11 GHP | 36.61 |
| 9 | Emily Kazmer | 11 GHP | 38.66 |

#73 Girls 13-14 50 Yard Butterfly

ASA Meet: 25.70 2015 TATUM SMITH

| Lane | Name | Age Team | Seed Time |
|------|------|----------|-----------|
|------|------|----------|-----------|

Heat 1 of 1 Finals Starts at 07:14 PM

| | | | |
|---|--------------------|----------|-------|
| 0 | Mary Ducat | 13 HWST | 39.50 |
| 1 | Logan Loustalot | 13 WYNH | 38.05 |
| 2 | Madison Brown | 13 INDO | 34.04 |
| 3 | Elizabeth Nilson | 14 GHP | 33.69 |
| 4 | Leah Robertson | 14 GHP | 29.35 |
| 5 | Stella Reber-Viñas | 14 DEC | 30.01 |
| 6 | Seda Barranco | 14 WHEH | 33.97 |
| 7 | Bailey Nock | 14 HWST | 36.72 |
| 8 | Emily Gable | 14 PBSTC | 38.96 |

#75 Women 15 & Over 50 Yard Butterfly

ASA Meet: 25.27 2018 TATUM SMITH

| Lane | Name | Age Team | Seed Time |
|------|------|----------|-----------|
|------|------|----------|-----------|

Heat 1 of 2 Finals Starts at 07:15 PM

| | | | |
|---|---------------|---------|-------|
| 3 | Fiona Bray | 16 GHP | 39.47 |
| 4 | Reagan Roper | 16 WHEH | 33.59 |
| 5 | Janae Whitlow | 16 INDO | 36.07 |

Heat 2 of 2 Finals Starts at 07:16 PM

| | | | |
|---|------------------|----------|-------|
| 0 | Lewis Mitchell | 17 GHP | 32.37 |
| 1 | Ivey Smith | 18 HWST | 31.53 |
| 2 | Lindsay Friedman | 17 VMCI | 30.94 |
| 3 | Lily Maas | 18 DNDC | 30.47 |
| 4 | Sophis Hook | 15 PBSTC | 27.45 |
| 5 | Chloe Teague | 16 GHP | 27.82 |
| 6 | Ansley Gavlak | 17 VMCI | 30.62 |
| 7 | Erin Reilly | 15 BSC | 31.11 |
| 8 | Charlotte Kuhn | 16 WYNH | 31.99 |



McAuley Aquatic Center - Georgia Tech - Site License

2022 ASA Championship Divisional 2 - 6/29/2022**Session Report**

Session: 2 Boys Events

Day of Meet: 1 Starts at 04:00 PM Heat Interval: 22 Seconds / Back +15 Seconds

| | | | |
|----|------------------------------------|----|-------------------------------|
| 2 | Boys 6 & Under 100 Freestyle Relay | 34 | Men 15 & Over 100 Freestyle |
| 4 | Boys 7-8 100 Medley Relay | 38 | Boys 7-8 25 Backstroke |
| 6 | Boys 9-10 100 Medley Relay | 40 | Boys 9-10 25 Backstroke |
| 8 | Boys 11-12 200 Medley Relay | 42 | Boys 11-12 50 Backstroke |
| 10 | Boys 13-14 200 Medley Relay | 44 | Boys 13-14 50 Backstroke |
| 12 | Men 15 & Over 200 Medley Relay | 46 | Men 15 & Over 50 Backstroke |
| 14 | Boys 6 & Under 25 Freestyle | 48 | Boys 7-8 100 IM |
| 78 | Boys 7-8 100 Freestyle Relay | 50 | Boys 9-10 100 IM |
| 80 | Boys 9-10 100 Freestyle Relay | 52 | Boys 11-12 100 IM |
| 82 | Boys 11-12 200 Freestyle Relay | 54 | Boys 13-14 100 IM |
| 84 | Boys 13-14 200 Freestyle Relay | 56 | Men 15 & Over 100 IM |
| 86 | Men 15 & Over 200 Freestyle Relay | 58 | Boys 7-8 25 Breaststroke |
| 36 | Boys 6 & Under 25 Backstroke | 60 | Boys 9-10 25 Breaststroke |
| 16 | Boys 7-8 25 Freestyle | 62 | Boys 11-12 50 Breaststroke |
| 18 | Boys 9-10 25 Freestyle | 64 | Boys 13-14 50 Breaststroke |
| 20 | Boys 11-12 50 Freestyle | 66 | Men 15 & Over 50 Breaststroke |
| 22 | Boys 13-14 50 Freestyle | 68 | Boys 7-8 25 Butterfly |
| 24 | Men 15 & Over 50 Freestyle | 70 | Boys 9-10 25 Butterfly |
| 26 | Boys 7-8 50 Freestyle | 72 | Boys 11-12 50 Butterfly |
| 28 | Boys 9-10 50 Freestyle | 74 | Boys 13-14 50 Butterfly |
| 30 | Boys 11-12 100 Freestyle | 76 | Men 15 & Over 50 Butterfly |
| 32 | Boys 13-14 100 Freestyle | | |

2022 ASA Championship Divisional 2 - 6/29/2022

Meet Program - Boys Events

#2 Boys 6 & Under 100 Yard Freestyle Relay

ASA Meet: 1:21.14 2012 BROOKWOOD HILLS SW

A Mitten, L Canova, G Davies, T Meredith

| Lane | Team | Relay | Seed Time |
|--|---------------------|-----------------------|-----------|
| Heat 1 of 1 Finals Starts at 04:00 PM | | | |
| 0 | HWST | C | 3:12.36 |
| | Henry Hudgins 5 | Nolan Stockdale 6 | |
| | Rory Martin 4 | Teddy Price 5 | |
| 1 | GHP | B | 2:27.98 |
| | Christian Garvish 6 | Josh Buzzell-Holmes 6 | |
| | Mark Gary 5 | Garrett Milam 6 | |
| 2 | INDO | A | 2:11.62 |
| | Kai Andersen 6 | Jack Merrihew 6 | |
| | Beckett Parrott 6 | Cole Elias 6 | |
| 3 | HWST | A | 1:57.59 |
| | Chapman Pavne 6 | Ryland du Toit 5 | |
| | Luke Hargather 6 | Collier Brown 6 | |
| 4 | WYNH | A | 1:44.35 |
| | Miller Woodworth 6 | Dylan Dannemann 6 | |
| | Benji Cianfichi 6 | Luke Loustalot 6 | |
| 5 | GHP | A | 1:48.95 |
| | Alexander Garvish 6 | Rory Nelson 6 | |
| | Callan Scarminach 6 | Jack McGill 6 | |
| 6 | BSC | A | 2:10.62 |
| | Stephan Chrisman 6 | Ben Boyer 6 | |
| | Ryan Boyer 6 | Thomas Gioia 6 | |
| 7 | MTA | A | 2:13.14 |
| | William Hardin 6 | Noah Willett 5 | |
| | Beau Young 6 | Andrew Nelson 6 | |
| 8 | HWST | B | 2:34.25 |
| | Camden Chinich 6 | Henry Breaux 5 | |
| | Will Johnston 6 | Frank Stone 5 | |
| 9 | WYNH | B | 3:13.73 |
| | Caleb Dixon 6 | Sam Inlow 6 | |
| | Wilton Gaines 5 | Jacob Attia 5 | |

#4 Boys 7-8 100 Yard Medley Relay

ASA Meet: 1:14.10 2015 2015 HLHK SHARKS

N Harrison, S King, J Marte, M Gibbs

| Lane | Team | Relay | Seed Time |
|--|-------------------------|--------------------|-----------|
| Heat 1 of 2 Finals Starts at 04:04 PM | | | |
| 0 | DNDC | A | NT |
| | Oliver Oboussier-Lowe 6 | Edward Coburn 8 | |
| | Aitan O'Kelley 7 | Cameron Boone 7 | |
| 1 | DCC | A | 2:21.77 |
| | Max Lahm 7 | Trey Adams 8 | |
| | David Gallagher 8 | Harry Lahm 5 | |
| 2 | GHP | C | 2:12.77 |
| | Jack Buzzell-Holmes 8 | Teddy Offen 7 | |
| | Nico Segura 7 | Griffin Offen 7 | |
| 3 | HWST | B | 2:10.46 |
| | Will Groome 8 | Rowan du Toit 7 | |
| | Elliott Clauss 7 | Patrick Ball 7 | |
| 4 | WYNH | B | 2:05.66 |
| | Knox Langston 7 | Rory McMorrow 8 | |
| | Jacob Dixon 7 | Matthew Blakely 7 | |
| 5 | SWS | A | 2:10.41 |
| | Sp5-Judah Rabinowitz 8 | Jace Young 8 | |
| | Sp5-Sebastian Miller 8 | Henry Sitz 6 | |
| 6 | KRS | B | 2:12.26 |
| | Isaac Dennis 8 | Mark Lauman 7 | |
| | Siddha Koduri 7 | Rhys Alberto 8 | |
| 7 | DEC | A | 2:13.89 |
| | Carson Willard 8 | Ollie Kortemeier 8 | |
| | Richard Maina 7 | Liam Newman 8 | |
| 8 | DEC | B | 2:45.41 |
| | Will Monroe 6 | Bassem Qayed 8 | |
| | Alex Carros 8 | Patrick Maina 6 | |

Heat 2 of 2 Finals Starts at 04:07 PM

| | | | |
|---|-----------------------|-----------------------|---------|
| 0 | GHP | B | 1:58.63 |
| | Ashbv Wolfe 7 | Cormac Nguyen 8 | |
| | Parker Dill 7 | Viraj Khulbe 8 | |
| 1 | VMCI | A | 1:46.71 |
| | Fitz Ponton 7 | Alexander Greenwald 7 | |
| | Ryan Boivin 8 | Nathan Debold 8 | |
| 2 | HWST | A | 1:44.87 |
| | McRae Brown 8 | Jack Briscione 8 | |
| | Colter Coe 8 | Caleb Chinich 8 | |
| 3 | WYNH | A | 1:44.00 |
| | Carter Gaines 7 | Sean Hoag 7 | |
| | Dekang Yee 8 | Southern Cohron 7 | |
| 4 | INDO | A | 1:27.00 |
| | Noah Bowden 8 | Skyler Pouye 8 | |
| | Cal LeBlanc 7 | Jackson Frank 7 | |
| 5 | GHP | A | 1:43.54 |
| | Anderson King 8 | Jamie Nelson 8 | |
| | Cameron Schwegman 8 | Bennett Lambert 8 | |
| 6 | KRS | A | 1:44.52 |
| | Matthew Chang 7 | Sam Andres 8 | |
| | Ryan Wheat 8 | Tripp Heffner 8 | |
| 7 | RED | A | 1:45.02 |
| | Brady Fisher 8 | Lawson Fisher 8 | |
| | Gavin Krummes 8 | Jack Fisher 8 | |
| 8 | BSC | A | 1:53.25 |
| | Iacob Mackay 8 | Miller Hardy 7 | |
| | Jake Economos 7 | Bennett Carrington 8 | |
| 9 | GPP | A | 2:03.01 |
| | Brady Grant 8 | Liam Bier 8 | |
| | Armando Duarte-Paez 8 | Mateo Duarte-Paez 8 | |



2022 ASA Championship Divisional 2 - 6/29/2022

Meet Program - Boys Events

#6 Boys 9-10 100 Yard Medley Relay

ASA Meet: 59.85 2014 CHASTAIN PARK TIDAL

M Clayton, S Shah, L Weddington, E Hoppenfeld

| Lane | Team | Relay | Seed Time |
|--|---------------------|-----------------------|-----------|
| Heat 1 of 2 Finals Starts at 04:10 PM | | | |
| 0 | VMCI | A | 1:53.67 |
| | Blake Debold 10 | Blake Morton 10 | |
| | Thomas Hoffer 10 | Thomas Alexander 8 | |
| 1 | HWST | B | 1:51.78 |
| | Collier Johnston 9 | Lucas Engelhard 9 | |
| | Miles Hudgins 9 | Rhys du Toit 9 | |
| 2 | MTA | B | 1:46.77 |
| | Gavin Perkins 9 | Jack Velotta 9 | |
| | Mason Pink 10 | Ravi McNeill 9 | |
| 3 | RED | A | 1:43.30 |
| | Walker Mills 10 | Vikram Yadav 9 | |
| | Ari Russo 9 | Kyle Boudreaux 9 | |
| 4 | GHP | C | 1:31.69 |
| | Ryan Elder 9 | Christian Brown 10 | |
| | Ryan Taheri 9 | Dean Bailey 9 | |
| 5 | HUNTC | A | 1:36.37 |
| | Sp5 Caleb Landers 8 | James Montgomery 9 | |
| | Harley McElhanon 9 | Max Allen 10 | |
| 6 | PBSTC | B | 1:44.19 |
| | Ian Gerstle 10 | Joseph Bialek 9 | |
| | Oscar Katz 10 | Andrew Hickinbotham 7 | |
| 7 | DEC | B | 1:48.09 |
| | James Green 9 | Bodhan Dunworth 9 | |
| | George Adams 10 | Dean Carros 10 | |
| 8 | WHEH | A | 1:53.09 |
| | Caleb Zhan 9 | Nicholas Boltong 9 | |
| | Baxter Brown 9 | Leo Hurtado 9 | |
| 9 | KRS | A | 1:54.24 |
| | Ollie Latone 9 | Sam Wilson 9 | |
| | Michael Chang 9 | Max Jaekel 9 | |

Heat 2 of 2 Finals Starts at 04:13 PM

| | | | |
|---|---------------------|-----------------------|---------|
| 0 | HWST | A | 1:29.69 |
| | Henry Kent 9 | Hammond Hargather 10 | |
| | Will Briscione 10 | Ryder Colquitt 10 | |
| 1 | WYNH | A | 1:24.83 |
| | Collin Stillwagon 9 | Fletcher Cheek 10 | |
| | Miller Gaines 9 | Evan Hoag 9 | |
| 2 | INDO | A | 1:21.71 |
| | Reece Abcug 10 | Rory LeBlanc 10 | |
| | Isaac Sollie 9 | Thomas Walke 9 | |
| 3 | DEC | A | 1:18.89 |
| | Milan Cramer 10 | Luke McLoughlin 9 | |
| | Mason Hall 9 | Joseph Maina 10 | |
| 4 | GHP | A | 1:07.53 |
| | Ethan Shull 10 | Aidan Elder 10 | |
| | Parker Wheeler 9 | Preston Wheeler 10 | |
| 5 | DCC | A | 1:15.27 |
| | Parker Murphy 10 | Gage Adams 10 | |
| | Grayson Pearce 9 | Thayer Castor 10 | |
| 6 | GHP | B | 1:20.98 |
| | Alex Aniaogh 9 | Keefer McGill 10 | |
| | William Nilson 10 | Connor Schuette 9 | |
| 7 | BSC | A | 1:21.78 |
| | Freddie Morris 10 | Robby Hardy 9 | |
| | Paxton Greene 10 | Alexander Chrisman 10 | |
| 8 | MTA | A | 1:25.42 |
| | Will Faircloth 10 | Benjamin Hammad 10 | |
| | Ryan Burt 10 | Jonathan Bruce 10 | |
| 9 | PBSTC | A | 1:29.69 |
| | Liam Phelps 9 | Wes Donaldson 9 | |
| | Reid Watson 10 | Trey Berry 9 | |

Heat 2 of 2 Finals Starts at 04:19 PM

| | | | |
|---|---------------------------|-------------------|---------|
| 0 | VMCI | A | 3:06.45 |
| | Jensen Elwell 12 | Dominic Morton 12 | |
| | Henry Germann 12 | Eli Plunkett 11 | |
| 1 | WHEH | A | 2:59.62 |
| | Saver Toll 11 | Peter Vrazel 12 | |
| | Hudson Nawyn 12 | Edmund Yoke 11 | |
| 2 | PBSTC | A | 2:50.00 |
| | Axel Baerwalde 11 | Eddie Bialek 11 | |
| | Desmond Lutgendorf-Hill 1 | Max Craig 11 | |
| 3 | RED | A | 2:38.42 |
| | Nolan Krummes 11 | Wyatt Sand 11 | |
| | Dylan Cahill 12 | Graham Curry 11 | |
| 4 | GHP | A | 2:28.35 |
| | Declan Schuette 11 | Connor Ryan 12 | |
| | Brady Ryan 11 | Max Bailey 12 | |
| 5 | KRS | A | 2:34.96 |
| | David Douglas 11 | Carter Wilson 12 | |
| | Smith Andres 12 | Wyatt Gann 12 | |
| 6 | DEC | A | 2:44.23 |
| | Samuel Lancaster 12 | Liam Dunworth 12 | |
| | Sam Wood 12 | John Stearns 11 | |
| 7 | GHP | B | 2:50.23 |
| | John Nilson 12 | James Justice 11 | |
| | Colin Offen 12 | Caleb Andrews 12 | |
| 8 | GPP | A | 3:04.35 |
| | Harrison Bagby 12 | Parker Dojnik 11 | |
| | Glen DeGruy 11 | Paxton Sumrall 11 | |
| 9 | HWST | A | 3:15.53 |
| | Pace Willis 11 | Charlie Zinman 12 | |
| | Jack Vreeland 11 | William Patton 11 | |

#8 Boys 11-12 200 Yard Medley Relay

ASA Meet: 1:55.08 2016 GEORGETOWN DOLPHIN

M Gumbrill, A Chen, T Rice, T Gumbrill

| Lane | Team | Relay | Seed Time |
|--|-------------------------|-----------------------|-----------|
| Heat 1 of 2 Finals Starts at 04:15 PM | | | |
| 3 | GPP | B | 3:59.68 |
| | Cam Poloche 10 | Solomon Bloomquist 11 | |
| | Isaac Reynolds 9 | Keller Boland 12 | |
| 4 | GHP | C | 3:16.61 |
| | Jamie Buzzell-Holmes 10 | Flynn McGill 12 | |
| | Sebastian Tarkington 10 | Damian Damazio 9 | |
| 5 | WYNH | A | 3:26.81 |
| | William Wellford 11 | Brock Cohron 10 | |
| | Fleetwood Loustalot 12 | Conner Parkhurst 9 | |
| 6 | INDO | A | NT |
| | Paxton Elias 9 | Miles Gooden 11 | |
| | Mason Francis 11 | Eli Gray 12 | |



2022 ASA Championship Divisional 2 - 6/29/2022
Meet Program - Boys Events

#10 Boys 13-14 200 Yard Medley Relay

ASA Meet: 1:41.20 2017 POLO GCC DOLPHINS

J Aikins, G Egolf, N Bohn, B Sasser

| Lane | Team | Relay | Seed Time |
|------|------|-------|-----------|
|------|------|-------|-----------|

Heat 1 of 1 Finals Starts at 04:23 PM

| | | | |
|---|-------------------------|-------------------------|---------|
| 0 | GHP | B | 2:43.31 |
| | Max Scholl 13 | Alex Juline 14 | |
| | Jimmy Carrico 13 | Bobby Skrynecki 13 | |
| 1 | BSC | A | 2:35.92 |
| | Tv Economos 11 | Henry Rodrigue 14 | |
| | Wyatt Mackay 13 | William Walts 10 | |
| 2 | GPP | A | 2:32.31 |
| | Edge Ingram 13 | Jude Donovan 13 | |
| | Rybolt Miller 14 | Jack Leerssen 13 | |
| 3 | GHP | A | 2:21.75 |
| | Gabe Cain 13 | Rohan Morel 13 | |
| | Henry Zelonka 13 | Andrew Biggers 13 | |
| 4 | DEC | A | 2:01.13 |
| | Sebastian Iardine 14 | Luca Grandinetti 13 | |
| | Jackson Leeks 13 | Oliver Rhynold 13 | |
| 5 | INDO | A | 2:04.00 |
| | Brenner Schattenberg 13 | AT Thomas 13 | |
| | William Sollie 13 | Matthew Larkin 13 | |
| 6 | HUNTC | A | 2:23.66 |
| | Noah Cruceanu 10 | Sp5 Wesley Stanfield 11 | |
| | Asher Maurice 13 | Anthony Villanueva 14 | |
| 7 | WYNH | A | 2:35.05 |
| | Ian Ballow 14 | Nathan Ballow 12 | |
| | Alex Rodriguez 13 | Michael Nickolov 14 | |
| 8 | KRS | A | 2:42.40 |
| | Tristan Campbell 14 | Owen Kler 14 | |
| | Jacob Hawkins 14 | Parks Kaiser 14 | |

#12 Men 15 & Over 200 Yard Medley Relay

ASA Meet: 1:33.82 2019 THE BRANCHES

P Bragg, A Voloschin, Q Harron, N Bragg

| Lane | Team | Relay | Seed Time |
|------|------|-------|-----------|
|------|------|-------|-----------|

Heat 1 of 2 Finals Starts at 04:27 PM

| | | | |
|---|--------------------|--------------------|---------|
| 3 | HWST | A | NT |
| | Douglas Dumont 18 | Walker Smith 16 | |
| | Brent Shannon 17 | Graham Busker 16 | |
| 4 | WYNH | A | 2:18.05 |
| | Luke Amerson 15 | Carter Anderson 15 | |
| | Luke Johnson 17 | Jack Rodriguez 15 | |
| 5 | VMCI | A | 2:22.77 |
| | Il Gracev 16 | William Hoffer 13 | |
| | Quinten Germann 15 | Jack Lamb 14 | |

Heat 2 of 2 Finals Starts at 04:30 PM

| | | | |
|---|-----------------------|---------------------|---------|
| 0 | BSC | B | 2:14.98 |
| | Nolan Mackay 16 | Easton Kincaid 17 | |
| | James Hart 15 | Holden Baker 17 | |
| 1 | PBSTC | B | 2:08.88 |
| | Phidi Brann 14 | Martin Gerstle 17 | |
| | Ellis Hamburger 18 | Neal Nankani 18 | |
| 2 | INDO | A | 1:53.75 |
| | Andrew Larkin 15 | Jaden Manuel 18 | |
| | Alex Hall 16 | Cloud Lewis 16 | |
| 3 | GHP | B | 1:52.87 |
| | Alex Klingsoehr 15 | Robert Payne 16 | |
| | Will Moriarty 17 | Owen Robertson 16 | |
| 4 | GHP | A | 1:36.52 |
| | Idris Muhammad 18 | Liam Bray 18 | |
| | Sky Murphy 18 | Will Brevard 18 | |
| 5 | BSC | A | 1:39.59 |
| | Benjamin Nordstrom 18 | Caleb Mackay 18 | |
| | Cohen Mackay 15 | Joseph Patin 18 | |
| 6 | PBSTC | A | 1:52.90 |
| | Caleb Bauer 17 | Craig Steinhauer 17 | |
| | Ethan Castellino 17 | Milo Clifton 18 | |
| 7 | KRS | A | 2:08.85 |
| | Emmett Brobst 15 | Levi Bradham 16 | |
| | Jack Hawkins 17 | Oliver Abbott 15 | |
| 8 | RED | A | 2:10.31 |
| | Will McCallum 17 | Preston Martin 17 | |
| | Matthew Wise 17 | Sp5 Lex Welin 15 | |

#14 Boys 6 & Under 25 Yard Freestyle

ASA Meet: 16.97 2019 JORDAN COLLINS

| Lane | Name | Age | Team | Seed Time |
|------|------|-----|------|-----------|
|------|------|-----|------|-----------|

Heat 1 of 7 Finals Starts at 04:33 PM

| | | | | |
|---|-------------------|---|------|---------|
| 2 | Benjamin Brodhead | 5 | HWST | 1:07.25 |
| 3 | James Riker | 4 | BSC | 52.37 |
| 4 | Oliver Caballero | 5 | WHEH | 50.16 |
| 5 | Cal Calzaretta | 4 | BSC | 51.21 |
| 6 | Nolan Stockdale | 6 | HWST | 1:03.14 |
| 7 | Jacob Attia | 5 | WYNH | 1:13.96 |

Heat 2 of 7 Finals Starts at 04:34 PM

| | | | | |
|---|----------------|---|------|-------|
| 0 | Kai Kelley | 5 | MTA | 46.90 |
| 1 | Zuri Waindi | 6 | GHP | 44.62 |
| 2 | James Torbert | 5 | GHP | 44.42 |
| 3 | Teddy Price | 5 | HWST | 43.99 |
| 4 | Flynn Hanley | 6 | GHP | 42.81 |
| 5 | Rory Martin | 4 | HWST | 43.77 |
| 6 | Jack Mize | 6 | RED | 44.27 |
| 7 | Wilton Gaines | 5 | WYNH | 44.60 |
| 8 | Harry Lahm | 5 | DCC | 45.86 |
| 9 | Will Silverman | 5 | MTA | 49.75 |

Heat 3 of 7 Finals Starts at 04:35 PM

| | | | | |
|---|-------------------|---|------|-------|
| 0 | Jonathan Brown | 6 | WHEH | 41.66 |
| 1 | Henry Hudgins | 5 | HWST | 41.46 |
| 2 | Jack Merrihew | 6 | INDO | 41.37 |
| 3 | Henry Breaux | 5 | HWST | 40.38 |
| 4 | Sam Inlow | 6 | WYNH | 39.63 |
| 5 | Will Johnston | 6 | HWST | 39.67 |
| 6 | Frank Stone | 5 | HWST | 41.12 |
| 7 | Sawyer Carrington | 6 | BSC | 41.41 |
| 8 | Will Monroe | 6 | DEC | 41.59 |
| 9 | Jack Wilson | 6 | KRS | 42.23 |

Heat 4 of 7 Finals Starts at 04:36 PM

| | | | | |
|---|---------------------|---|------|-------|
| 0 | Mark Gary | 5 | GHP | 37.91 |
| 1 | Oliver Wu | 6 | KRS | 36.04 |
| 2 | Beau Young | 6 | MTA | 35.81 |
| 3 | Garrett Milam | 6 | GHP | 35.32 |
| 4 | Grayson Backman | 6 | DEC | 34.63 |
| 5 | Beckett Parrott | 6 | INDO | 34.79 |
| 6 | Caleb Dixon | 6 | WYNH | 35.54 |
| 7 | Christian Garvish | 6 | GHP | 35.86 |
| 8 | Noah Willett | 5 | MTA | 36.20 |
| 9 | Josh Buzzell-Holmes | 6 | GHP | 38.89 |

Heat 5 of 7 Finals Starts at 04:37 PM

| | | | | |
|---|---------------------|---|------|-------|
| 0 | Ryan Boyer | 6 | BSC | 34.34 |
| 1 | Benjamin Bloomquist | 6 | GPP | 34.19 |
| 2 | Camden Chinich | 6 | HWST | 33.08 |
| 3 | Leo Maggio | 6 | SWS | 32.19 |
| 4 | Ryland du Toit | 5 | HWST | 31.23 |
| 5 | Ben Boyer | 6 | BSC | 31.65 |
| 6 | William Hardin | 6 | MTA | 32.49 |
| 7 | Josiah Cherian | 6 | DNDC | 33.25 |
| 8 | Stephan Chrisman | 6 | BSC | 34.25 |
| 9 | Patrick Maina | 6 | DEC | 34.60 |

Heat 6 of 7 Finals Starts at 04:38 PM

| | | | | |
|---|-----------------------|---|------|-------|
| 0 | Andrew Jaekel | 6 | KRS | 30.45 |
| 1 | Kai Andersen | 6 | INDO | 30.18 |
| 2 | Collier Brown | 6 | HWST | 29.22 |
| 3 | Andrew Nelson | 6 | MTA | 28.65 |
| 4 | Dylan Dannemann | 6 | WYNH | 28.42 |
| 5 | Oliver Oboussier-Lowe | 6 | DNDC | 28.55 |
| 6 | Callan Scarminach | 6 | GHP | 29.13 |
| 7 | Rory Nelson | 6 | GHP | 30.02 |
| 8 | Thomas Gioia | 6 | BSC | 30.38 |
| 9 | Luke Hargather | 6 | HWST | 30.89 |

Heat 7 of 7 Finals Starts at 04:39 PM

| | | | | |
|---|-------------------|---|-------|-------|
| 0 | Liam Russo | 6 | RED | 26.53 |
| 1 | Liam Doherty | 6 | PBSTC | 26.18 |
| 2 | Henry Sitz | 6 | SWS | 25.35 |
| 3 | Miller Woodworth | 6 | WYNH | 25.26 |
| 4 | Jack McGill | 6 | GHP | 23.68 |
| 5 | Luke Loustalot | 6 | WYNH | 24.07 |
| 6 | Cole Elias | 6 | INDO | 25.28 |
| 7 | Alexander Garvish | 6 | GHP | 26.14 |
| 8 | Chapman Payne | 6 | HWST | 26.25 |
| 9 | Benji Cianfichi | 6 | WYNH | 26.60 |



2022 ASA Championship Divisional 2 - 6/29/2022
Meet Program - Boys Events

#78 Boys 7-8 100 Yard Freestyle Relay

ASA Meet: 1:03.15 2000 KENNEDY REC CENTER

| Lane | Team | Relay | Seed Time |
|--|-----------------------|------------------------|-----------|
| Heat 1 of 2 Finals Starts at 04:40 PM | | | |
| 0 | DEC | B | 2:22.52 |
| | Patrick Maina 6 | Ollie Kortemeier 8 | |
| | Grayson Backman 6 | Bassem Qayed 8 | |
| 1 | WYNH | B | 2:14.00 |
| | Dekang Yee 8 | Rory McMorrow 8 | |
| | Matthew Blakely 7 | Jacob Dixon 7 | |
| 2 | GHP | C | 2:01.49 |
| | Teddy Offen 7 | Nolan Hatch 8 | |
| | Jack Buzzell-Holmes 8 | Jamie Nelson 8 | |
| 3 | SWS | A | 1:56.34 |
| | Henrv Sitz 6 | Sp5-Judah Rabinowitz 8 | |
| | Jace Young 8 | Sp5-Sebastian Miller 8 | |
| 4 | DCC | A | 1:50.77 |
| | David Gallagher 8 | Max Lahm 7 | |
| | Harry Lahm 5 | Trey Adams 8 | |
| 5 | GHP | B | 1:51.61 |
| | Nico Segura 7 | Gavin Glinka 7 | |
| | Griffin Offen 7 | Ashby Wolfe 7 | |
| 6 | HWST | B | 1:59.94 |
| | Rowan du Toit 7 | Elliott Clauss 7 | |
| | Will Groome 8 | Patrick Ball 7 | |
| 7 | KRS | B | 2:07.96 |
| | Rhys Alberto 8 | Isaac Dennis 8 | |
| | Siddha Koduri 7 | Mark Lauman 7 | |
| 8 | RED | B | 2:18.65 |
| | Aiden Mize 8 | Jack Mize 6 | |
| | Joshua King 7 | Liam Russo 6 | |
| 9 | HWST | A | NT |
| | Colter Coe 8 | Jack Briscione 8 | |
| | McRae Brown 8 | Caleb Chinich 8 | |

Heat 2 of 2 Finals Starts at 04:43 PM

| | | | |
|---|-----------------------|-------------------------|---------|
| 0 | GPP | A | 1:47.66 |
| | Brady Grant 8 | Mateo Duarte-Paez 8 | |
| | Armando Duarte-Paez 8 | Liam Bier 8 | |
| 1 | WYNH | A | 1:38.93 |
| | Southern Cohron 7 | Knox Langston 7 | |
| | Carter Gaines 7 | Sean Hoag 7 | |
| 2 | KRS | A | 1:30.81 |
| | Ryan Wheat 8 | Matthew Chang 7 | |
| | Tripp Heffner 8 | Sam Andres 8 | |
| 3 | BSC | A | 1:29.70 |
| | Jacob Mackav 8 | Miller Hardy 7 | |
| | Jake Economos 7 | Bennett Carrington 8 | |
| 4 | INDO | A | 1:20.00 |
| | Noah Bowden 8 | Jackson Frank 7 | |
| | Cal LeBlanc 7 | Skyler Pouye 8 | |
| 5 | RED | A | 1:27.12 |
| | Jack Fisher 8 | Gavin Krummes 8 | |
| | Lawson Fisher 8 | Brady Fisher 8 | |
| 6 | GHP | A | 1:30.66 |
| | Anderson King 8 | Cameron Schwegman 8 | |
| | Viraj Khulbe 8 | Bennett Lambert 8 | |
| 7 | DNDC | A | 1:32.57 |
| | Edward Coburn 8 | Oliver Oboussier-Lowe 6 | |
| | Aitan O'Kelley 7 | Cameron Boone 7 | |
| 8 | VMCI | A | 1:42.43 |
| | Alexander Greenwald 7 | Ryan Boivin 8 | |
| | Thomas Alexander 8 | Nathan Debold 8 | |
| 9 | DEC | A | 1:48.85 |
| | Liam Newman 8 | Richard Maina 7 | |
| | Alex Carros 8 | Carson Willard 8 | |

#80 Boys 9-10 100 Yard Freestyle Relay

ASA Meet: 53.60 2014 CITY OF ALPHARETTA 5

A Lu, A Grottle, N Makarishchev, A Jin

| Lane | Team | Relay | Seed Time |
|--|--------------------|-------------------|-----------|
| Heat 1 of 3 Finals Starts at 04:45 PM | | | |
| 3 | MTA | C | 2:07.70 |
| | Gavin Perkins 9 | Max Pink 7 | |
| | Liam Hyland 7 | Graham Welch 7 | |
| 4 | KRS | A | 1:46.24 |
| | Sam Wilson 9 | Michael Chang 9 | |
| | Max Jaekel 9 | Ollie Latone 9 | |
| 5 | HWST | B | 1:46.53 |
| | Collier Johnston 9 | Michael Thomas 9 | |
| | Miles Hudgins 9 | Lucas Engelhard 9 | |

Heat 2 of 3 Finals Starts at 04:48 PM

| | | | |
|---|-------------------------|---------------------|---------|
| 1 | DEC | B | 1:34.05 |
| | Luke McLoughlin 9 | James Green 9 | |
| | Bodhan Dunworth 9 | Dean Carros 10 | |
| 2 | PBSTC | B | 1:30.62 |
| | Ian Gerstle 10 | Wes Donaldson 9 | |
| | Andrew Hickenbotham 7 | Felix Troka-Hand 7 | |
| 3 | VMCI | A | 1:24.93 |
| | Blake Morton 10 | Fitz Ponton 7 | |
| | Blake Debold 10 | Thomas Hoffer 10 | |
| 4 | HUNTC | A | 1:16.82 |
| | Max Allen 10 | Harley McElhanon 9 | |
| | Sp5 Joseph Strickland 7 | James Montgomery 9 | |
| 5 | WYNH | A | 1:17.19 |
| | Evan Hoag 9 | Collin Stillwagon 9 | |
| | Conner Parkhurst 9 | Miller Gaines 9 | |
| 6 | RED | A | 1:28.93 |
| | Walker Mills 10 | Vikram Yadav 9 | |
| | Kyle Boudreaux 9 | Ari Russo 9 | |
| 7 | MTA | B | 1:31.88 |
| | Mason Pink 10 | Holden Meents 9 | |
| | Jack Velotta 9 | Ravi McNeill 9 | |
| 8 | WHEH | A | 1:40.30 |
| | Caleb Zhan 9 | Leo Hurtado 9 | |
| | Nicholas Boltong 9 | Baxter Brown 9 | |

Heat 3 of 3 Finals Starts at 04:50 PM

| | | | |
|---|-------------------------|-------------------------|---------|
| 0 | DEC | A | 1:13.41 |
| | George Adams 10 | Milan Cramer 10 | |
| | Mason Hall 9 | Joseph Maina 10 | |
| 1 | PBSTC | A | 1:13.29 |
| | Trey Berry 9 | Liam Phelps 9 | |
| | Reid Watson 10 | Joseph Bialek 9 | |
| 2 | GHP | B | 1:09.43 |
| | Ryan Elder 9 | Jamie Buzzell-Holmes 10 | |
| | Sebastian Tarkington 10 | Connor Schuette 9 | |
| 3 | INDO | A | 1:08.00 |
| | Paxton Elias 9 | Thomas Walke 9 | |
| | Isaac Sollie 9 | Rory LeBlanc 10 | |
| 4 | GHP | A | 58.81 |
| | Parker Wheeler 9 | Ethan Shull 10 | |
| | Aidan Elder 10 | Preston Wheeler 10 | |
| 5 | DCC | A | 1:05.97 |
| | Parker Murphv 10 | Gage Adams 10 | |
| | Grayson Pearce 9 | Thayer Castor 10 | |
| 6 | BSC | A | 1:08.78 |
| | Robby Hardy 9 | Freddie Morris 10 | |
| | Alexander Chrisman 10 | Paxton Greene 10 | |
| 7 | HWST | A | 1:12.79 |
| | Henry Kent 9 | Will Briscione 10 | |
| | Hammond Hargather 10 | Ryder Colquitt 10 | |
| 8 | MTA | A | 1:13.32 |
| | Will Faircloth 10 | Jonathan Bruce 10 | |
| | Ryan Burt 10 | Benjamin Hammad 10 | |
| 9 | GHP | C | 1:14.49 |
| | Ryan Taheri 9 | Christian Brown 10 | |
| | Alex Aniaghoh 9 | Dean Bailey 9 | |



2022 ASA Championship Divisional 2 - 6/29/2022
 Meet Program - Boys Events

#82 Boys 11-12 200 Yard Freestyle Relay

ASA Meet: 1:44.43 2016 OXFORD MILL STINGRAY

J Kennedy, B Spann, J Bao, J Margarite

Lane Team Relay Seed Time

Heat 1 of 2 Finals Starts at 04:51 PM

| | | | |
|---|---------------------------|----------------------|---------|
| 3 | GPP | B | 2:55.03 |
| | Keller Boland 12 | Abraham Bloomquist 9 | |
| | Solomon Bloomquist 11 | Cam Poloche 10 | |
| 4 | PBSTC | A | 2:52.58 |
| | Axel Baerwalde 11 | Eddie Bialek 11 | |
| | Desmond Lutgendorf-Hill 1 | Max Craig 11 | |
| 5 | HWST | A | 2:52.79 |
| | Charlie Zinman 12 | Pace Willis 11 | |
| | William Patton 11 | Jack Vreeland 11 | |
| 6 | INDO | A | NT |
| | Miles Gooden 11 | Eli Gray 12 | |
| | Reece Abcug 10 | Mason Francis 11 | |

Heat 2 of 2 Finals Starts at 04:54 PM

| | | | |
|---|------------------------|-----------------------|---------|
| 0 | GHP | C | 2:49.29 |
| | Keefer McGill 10 | Damian Damazio 9 | |
| | William Nilson 10 | Flynn McGill 12 | |
| 1 | VMCI | A | 2:35.31 |
| | Jensen Elwell 12 | Dominic Morton 12 | |
| | Eli Plunkett 11 | Henry Germann 12 | |
| 2 | DEC | A | 2:21.69 |
| | Liam Dunworth 12 | Noah Cohen-Frankel 12 | |
| | Samuel Lancaster 12 | Sam Wood 12 | |
| 3 | RED | A | 2:19.44 |
| | Wyatt Sand 11 | Nolan Krummes 11 | |
| | Graham Curry 11 | Dylan Cahill 12 | |
| 4 | GHP | A | 2:06.30 |
| | Declan Schuette 11 | James Justice 11 | |
| | Max Bailey 12 | Connor Ryan 12 | |
| 5 | KRS | A | 2:12.50 |
| | David Douglas 11 | Ryder Larson 11 | |
| | Smith Andres 12 | Wyatt Gann 12 | |
| 6 | GHP | B | 2:21.68 |
| | John Nilson 12 | Caleb Andrews 12 | |
| | Colin Offen 12 | Brady Ryan 11 | |
| 7 | GPP | A | 2:26.02 |
| | Harrison Bagby 12 | Parker Dojnik 11 | |
| | Glen DeGruy 11 | Paxton Sumrall 11 | |
| 8 | WHEH | A | 2:37.50 |
| | Hudson Nawyn 12 | Edmund Yoke 11 | |
| | Sayer Toll 11 | Peter Vrazel 12 | |
| 9 | WYNH | A | 2:51.09 |
| | Fleetwood Loustalot 12 | Brock Cohron 10 | |
| | Fletcher Cheek 10 | William Wellford 11 | |

#84 Boys 13-14 200 Yard Freestyle Relay

ASA Meet: 1:31.44 2017 POLO GCC DOLPHINS

N Bohn, G Egolf, B Sasser, J Aikins

Lane Team Relay Seed Time

Heat 1 of 1 Finals Starts at 04:58 PM

| | | | |
|---|--------------------------|-------------------------|---------|
| 0 | GHP | B | 2:15.52 |
| | Rohan Morel 13 | Jimmy Carrico 13 | |
| | Alex Juline 14 | Max Scholl 13 | |
| 1 | GPP | A | 2:11.28 |
| | Edge Ingram 13 | Rybolt Miller 14 | |
| | Jack Leerssen 13 | Jude Donovan 13 | |
| 2 | GHP | A | 2:06.75 |
| | Gabe Cain 13 | Bobby Skrynecki 13 | |
| | Andrew Biggers 13 | Henry Zelonka 13 | |
| 3 | BSC | A | 2:05.16 |
| | Henry Rodrigue 14 | Ty Economos 11 | |
| | William Walts 10 | Wyatt Mackay 13 | |
| 4 | INDO | A | 1:50.00 |
| | AT Thomas 13 | Jude LeBlanc 13 | |
| | William Sollie 13 | Brenner Schattenberg 13 | |
| 5 | DEC | A | 1:57.14 |
| | Jackson Leeks 13 | Sebastian Jardine 14 | |
| | Luca Grandinetti 13 | Oliver Rhynold 13 | |
| 6 | HUNTC | A | 2:05.64 |
| | Sp5 Winston Stanfield 11 | Anthony Villanueva 14 | |
| | Noah Cruceanu 10 | Asher Maurice 13 | |
| 7 | WYNH | A | 2:07.34 |
| | Ian Ballow 14 | Nathan Ballow 12 | |
| | Alex Rodriguez 13 | Michael Nickolov 14 | |
| 8 | KRS | A | 2:15.15 |
| | Parks Kaiser 14 | Tristan Campbell 14 | |
| | Owen Kler 14 | Jacob Hawkins 14 | |

#86 Men 15 & Over 200 Yard Freestyle Relay

ASA Meet: 1:25.21 2016 CHASTAIN PARK TIDAL

E Cox, H Merkle, C Anderson, N Stines

Lane Team Relay Seed Time

Heat 1 of 2 Finals Starts at 05:00 PM

| | | | |
|---|--------------------|-------------------|---------|
| 3 | VMCI | A | 1:54.97 |
| | Quinten Germann 15 | William Hoffer 13 | |
| | JJ Gracey 16 | Jack Lamb 14 | |
| 4 | RED | A | 1:53.15 |
| | Will McCallum 17 | Sp5 Lex Welin 15 | |
| | Preston Martin 17 | Matthew Wise 17 | |
| 5 | KRS | A | 1:53.92 |
| | Emmett Brobst 15 | Oliver Abbott 15 | |
| | Henry Abbott 17 | Jack Hawkins 17 | |

Heat 2 of 2 Finals Starts at 05:03 PM

| | | | |
|---|-----------------------|---------------------|---------|
| 0 | WYNH | A | 1:50.80 |
| | Luke Johnson 17 | Jack Rodriguez 15 | |
| | Carter Anderson 15 | Luke Amerson 15 | |
| 1 | BSC | B | 1:47.49 |
| | James Hart 15 | Holden Baker 17 | |
| | Easton Kincaid 17 | Nolan Mackay 16 | |
| 2 | HWST | A | 1:43.00 |
| | Douglas Dumont 18 | Graham Busker 16 | |
| | Walker Smith 16 | Brent Shannon 17 | |
| 3 | GHP | B | 1:39.36 |
| | Alex Klingsoehr 15 | Will Moriarty 17 | |
| | Owen Robertson 16 | Robert Payne 16 | |
| 4 | GHP | A | 1:26.42 |
| | Will Brevard 18 | Sky Murphy 18 | |
| | Liam Bray 18 | Idris Muhammad 18 | |
| 5 | BSC | A | 1:32.61 |
| | Joseph Patin 18 | Caleb Mackay 18 | |
| | Benjamin Nordstrom 18 | Cohen Mackay 15 | |
| 6 | PBSTC | A | 1:42.50 |
| | Craig Steinhauer 17 | Ethan Castellino 17 | |
| | Caleb Bauer 17 | Milo Clifton 18 | |
| 7 | INDO | A | 1:46.00 |
| | Alex Hall 16 | Andrew Larkin 15 | |
| | Cloud Lewis 16 | Jaden Manuel 18 | |
| 8 | PBSTC | B | 1:50.55 |
| | Martin Gerstle 17 | Ellis Hamburger 18 | |
| | Neal Nankani 18 | Phidi Brann 14 | |

#36 Boys 6 & Under 25 Yard Backstroke

ASA Meet: 17.50 1993 SCOTT PRATHER

Lane Name Age Team Seed Time

Heat 1 of 6 Finals Starts at 05:05 PM

| | | | | |
|---|-------------------|---|------|---------|
| 2 | Oliver Caballero | 5 | WHEH | NT |
| 3 | Luke Hargather | 6 | HWST | NT |
| 4 | Rory Martin | 4 | HWST | 1:08.16 |
| 5 | Nolan Stockdale | 6 | HWST | 1:33.16 |
| 6 | Ryan Boyer | 6 | BSC | NT |
| 7 | Benjamin Brodhead | 5 | HWST | NT |

Heat 2 of 6 Finals Starts at 05:07 PM

| | | | | |
|---|-------------------|---|------|---------|
| 0 | Flynn Hanley | 6 | GHP | 1:05.15 |
| 1 | Teddy Price | 5 | HWST | 1:02.51 |
| 2 | Camden Chinich | 6 | HWST | 58.83 |
| 3 | Harry Lahm | 5 | DCC | 54.90 |
| 4 | Jack Mize | 6 | RED | 48.43 |
| 5 | Will Silverman | 5 | MTA | 52.72 |
| 6 | Will Johnston | 6 | HWST | 56.48 |
| 7 | Henry Breaux | 5 | HWST | 1:00.49 |
| 8 | Sawyer Carrington | 6 | BSC | 1:04.02 |
| 9 | Zuri Waindi | 6 | GHP | 1:07.71 |



2022 ASA Championship Divisional 2 - 6/29/2022
Meet Program - Boys Events

| Heat 3 (#36 Boys 6 & Under 25 Yard Backstroke) | | |
|--|---------------------|-------|
| 0 | Patrick Maina | 47.62 |
| 1 | Beckett Parrott | 45.46 |
| 2 | Josh Buzzell-Holmes | 45.22 |
| 3 | Henry Hudgins | 44.91 |
| 4 | Jack Merrihew | 44.63 |
| 5 | Ryland du Toit | 44.68 |
| 6 | Wilton Gaines | 45.02 |
| 7 | Thomas Gioia | 45.34 |
| 8 | Mark Gary | 45.96 |
| 9 | Benjamin Bloomquist | 47.64 |

| Heat 4 of 6 Finals Starts at 05:10 PM | | |
|---------------------------------------|-------------------|-------|
| 0 | Noah Willett | 42.85 |
| 1 | Oliver Wu | 41.58 |
| 2 | Christian Garvish | 40.32 |
| 3 | Ben Boyer | 39.84 |
| 4 | Chapman Payne | 39.79 |
| 5 | Will Monroe | 39.82 |
| 6 | Frank Stone | 40.18 |
| 7 | Caleb Dixon | 41.47 |
| 8 | Leo Maggio | 42.03 |
| 9 | Grayson Backman | 43.22 |

| Heat 5 of 6 Finals Starts at 05:12 PM | | |
|---------------------------------------|-------------------|-------|
| 0 | Beau Young | 39.21 |
| 1 | Stephan Chrisman | 38.79 |
| 2 | Rory Nelson | 37.92 |
| 3 | Henry Sitz | 35.00 |
| 4 | Kai Andersen | 34.18 |
| 5 | Josiah Cherian | 34.45 |
| 6 | Benji Cianfichi | 36.56 |
| 7 | Callan Scarminach | 38.67 |
| 8 | William Hardin | 39.16 |
| 9 | Garrett Milam | 39.43 |

| Heat 6 of 6 Finals Starts at 05:13 PM | | |
|---------------------------------------|-----------------------|-------|
| 0 | Luke Loustalot | 32.52 |
| 1 | Alexander Garvish | 32.26 |
| 2 | Collier Brown | 30.59 |
| 3 | Liam Russo | 29.65 |
| 4 | Cole Elias | 26.60 |
| 5 | Jack McGill | 29.43 |
| 6 | Liam Doherty | 30.58 |
| 7 | Miller Woodworth | 31.68 |
| 8 | Dylan Dannemann | 32.37 |
| 9 | Oliver Oboussier-Lowe | 33.36 |

| #16 Boys 7-8 25 Yard Freestyle | | | |
|---------------------------------------|----------------------|----------|-----------|
| ASA Meet: 13.94 2019 LUKE GERDES | | | |
| Lane | Name | Age Team | Seed Time |
| Heat 1 of 7 Finals Starts at 05:14 PM | | | |
| 1 | Elliott Clauss | 7 HWST | NT |
| 2 | Niven Agarwal | 7 HWST | 55.74 |
| 3 | Heath Wilkinson | 8 PBSTC | 40.88 |
| 4 | Parker Dill | 7 GHP | 36.93 |
| 5 | Joshua King | 7 RED | 39.35 |
| 6 | Ollie Kortemeier | 8 DEC | 42.18 |
| 7 | Sam Andres | 8 KRS | NT |
| Heat 2 of 7 Finals Starts at 05:15 PM | | | |
| 0 | Liam Hyland | 7 MTA | 34.68 |
| 1 | Isaac Dennis | 8 KRS | 34.50 |
| 2 | Cormac Nguyen | 8 GHP | 33.48 |
| 3 | Remy Rawson | 7 HWST | 31.69 |
| 4 | Charles Bradley | 8 INDO | 31.45 |
| 5 | Pierce Phillips | 8 RED | 31.64 |
| 6 | Thomas August-Harman | 7 PBSTC | 32.15 |
| 7 | Colin Daniels | 8 GHP | 33.51 |
| 8 | Ethan Lucas | 8 INDO | 34.60 |
| 9 | Hollis Hart | 8 HWST | 35.18 |
| Heat 3 of 7 Finals Starts at 05:16 PM | | | |
| 0 | Dekang Yee | 8 WYNH | 31.03 |
| 1 | Jake Economos | 7 BSC | 30.47 |
| 2 | Jace Young | 8 SWS | 30.30 |
| 3 | Richard Maina | 7 DEC | 30.02 |
| 4 | Gavin Glinka | 7 GHP | 29.36 |
| 5 | Armando Duarte-Paez | 8 GPP | 29.70 |
| 6 | Mateo Duarte-Paez | 8 GPP | 30.18 |
| 7 | Teddy Offen | 7 GHP | 30.39 |
| 8 | Nolan Hatch | 8 GHP | 30.78 |
| 9 | Bassem Qayed | 8 DEC | 31.11 |
| Heat 4 of 7 Finals Starts at 05:17 PM | | | |
| 0 | Siddha Koduri | 7 KRS | 29.19 |
| 1 | Griffin Offen | 7 GHP | 29.13 |
| 2 | Fitz Ponton | 7 VMCI | 28.47 |
| 3 | Liam Newman | 8 DEC | 28.29 |
| 4 | Patrick Ball | 7 HWST | 27.34 |
| 5 | Sp5-Sebastian Miller | 8 SWS | 28.23 |
| 6 | Alex Carros | 8 DEC | 28.38 |
| 7 | Max Lahm | 7 DCC | 28.66 |
| 8 | Rhys Alberto | 8 KRS | 29.16 |
| 9 | Will Groome | 8 HWST | 29.28 |

| Heat 5 of 7 Finals Starts at 05:18 PM | | | |
|---------------------------------------|-----------------------|----------|-----------|
| 0 | Max Pink | 7 MTA | 26.91 |
| 1 | Lachlan Fitzpatrick | 7 WHEH | 25.94 |
| 2 | Tripp Heffner | 8 KRS | 25.58 |
| 3 | Rowan du Toit | 7 HWST | 25.02 |
| 4 | Benji Lins | 8 INDO | 24.91 |
| 5 | Southern Cohron | 7 WYNH | 24.93 |
| 6 | Brady Grant | 8 GPP | 25.03 |
| 7 | Lawson Fisher | 8 RED | 25.85 |
| 8 | Knox Langston | 7 WYNH | 26.77 |
| 9 | Nico Segura | 7 GHP | 27.32 |
| Heat 6 of 7 Finals Starts at 05:19 PM | | | |
| 0 | Viraj Khulbe | 8 GHP | 24.20 |
| 1 | Sp5 Caleb Landers | 8 HUNTC | 23.72 |
| 2 | Liam Bier | 8 GPP | 22.75 |
| 3 | Carson Willard | 8 DEC | 22.16 |
| 4 | Nathan Debold | 8 VMCI | 20.75 |
| 5 | Jack Fisher | 8 RED | 21.23 |
| 6 | Anderson King | 8 GHP | 22.41 |
| 7 | Andrew Hickenbotham | 7 PBSTC | 23.05 |
| 8 | Gavin Krummes | 8 RED | 24.13 |
| 9 | Felix Troka-Hand | 7 PBSTC | 24.83 |
| Heat 7 of 7 Finals Starts at 05:20 PM | | | |
| 0 | Jackson Frank | 7 INDO | 20.00 |
| 1 | Noah Bowden | 8 INDO | 19.82 |
| 2 | Bennett Lambert | 8 GHP | 19.23 |
| 3 | Cameron Boone | 7 DNDC | 18.55 |
| 4 | Jacob Mackay | 8 BSC | 16.93 |
| 5 | Brady Fisher | 8 RED | 18.30 |
| 6 | David Gallagher | 8 DCC | 18.97 |
| 7 | Caleb Chinich | 8 HWST | 19.68 |
| 8 | Sp5 Joseph Strickland | 7 HUNTC | 19.97 |
| 9 | Hudson Houck | 8 DCC | 20.07 |
| #18 Boys 9-10 25 Yard Freestyle | | | |
| ASA Meet: 12.86 2018 ISIAIH LEWIS | | | |
| Lane | Name | Age Team | Seed Time |
| Heat 1 of 8 Finals Starts at 05:20 PM | | | |
| 3 | Sp5 Miller Neal | 10 HUNTC | NT |
| 4 | Logan Tran | 10 DNDC | 34.75 |
| 5 | Michael Thomas | 9 HWST | NT |
| 6 | James Montgomery | 9 HUNTC | NT |
| Heat 2 of 8 Finals Starts at 05:21 PM | | | |
| 0 | Jessey Chea | 10 INDO | 30.93 |
| 1 | Gavin Perkins | 9 MTA | 29.75 |
| 2 | Tristan Zgonc | 9 DEC | 29.65 |
| 3 | Leo Hurtado | 9 WHEH | 28.78 |
| 4 | Isaac Reynolds | 9 GPP | 28.30 |
| 5 | Michael Chang | 9 KRS | 28.46 |
| 6 | Joseph Angelo | 9 INDO | 29.10 |
| 7 | Matthew McLendon | 9 WHEH | 29.65 |
| 8 | Max Jaekel | 9 KRS | 30.63 |
| 9 | Noah Monson | 9 GHP | 33.71 |



2022 ASA Championship Divisional 2 - 6/29/2022

Meet Program - Boys Events

Heat 3 (#18 Boys 9-10 25 Yard Freestyle)

| | | | |
|---|-------------------|----------|-------|
| 0 | Juan Munoz | 10 SWS | 27.85 |
| 1 | Luke Hernandez | 9 GHP | 27.54 |
| 2 | Rhys du Toit | 9 HWST | 26.38 |
| 3 | Nicholas Boltong | 9 WHEH | 25.80 |
| 4 | Henry Kirkpatrick | 9 GHP | 25.38 |
| 5 | Holden Meents | 9 MTA | 25.60 |
| 6 | Oscar Katz | 10 PBSTC | 26.01 |
| 7 | Chase Allen | 10 HUNTC | 26.41 |
| 8 | Jacob Lancaster | 9 DEC | 27.77 |
| 9 | Sam Wilson | 9 KRS | 27.93 |

Heat 4 of 8 Finals Starts at 05:23 PM

| | | | |
|---|--------------------|--------|-------|
| 0 | James Green | 9 DEC | 24.24 |
| 1 | Seamus Nguyen | 9 GHP | 23.95 |
| 2 | Lucas Engelhard | 9 HWST | 23.29 |
| 3 | Abraham Bloomquist | 9 GPP | 23.12 |
| 4 | Dean Carros | 10 DEC | 22.75 |
| 5 | Luke McLoughlin | 9 DEC | 22.91 |
| 6 | Ethan Klingsoehr | 9 GHP | 23.20 |
| 7 | Jack Velotta | 9 MTA | 23.60 |
| 8 | Bodhan Dunworth | 9 DEC | 24.14 |
| 9 | Caleb Zhan | 9 WHEH | 24.47 |

Heat 5 of 8 Finals Starts at 05:24 PM

| | | | |
|---|------------------|---------|-------|
| 0 | Owen Milam | 9 GHP | 22.24 |
| 1 | Brock Cohron | 10 WYNH | 21.97 |
| 2 | Austin Gaggero | 10 GHP | 21.32 |
| 3 | Kyle Boudreaux | 9 RED | 21.20 |
| 4 | Walker Mills | 10 RED | 20.88 |
| 5 | Collier Johnston | 9 HWST | 21.13 |
| 6 | Baxter Brown | 9 WHEH | 21.24 |
| 7 | Wes Donaldson | 9 PBSTC | 21.59 |
| 8 | Blake Debold | 10 VMCI | 22.23 |
| 9 | Brady Biggers | 9 GHP | 22.35 |

Heat 6 of 8 Finals Starts at 05:25 PM

| | | | |
|---|------------------|---------|-------|
| 0 | William Nilson | 10 GHP | 19.84 |
| 1 | Will Briscione | 10 HWST | 19.49 |
| 2 | Damian Damazio | 9 GHP | 19.22 |
| 3 | Ollie Latone | 9 KRS | 19.22 |
| 4 | CJ Clarke | 10 INDO | 19.01 |
| 5 | Evan Hoag | 9 WYNH | 19.16 |
| 6 | Harley McElhanon | 9 HUNTC | 19.22 |
| 7 | Conner Parkhurst | 9 WYNH | 19.34 |
| 8 | Joseph Bialek | 9 PBSTC | 19.74 |
| 9 | Blake Morton | 10 VMCI | 20.13 |

Heat 7 of 8 Finals Starts at 05:25 PM

| | | | |
|---|--------------------|----------|-------|
| 0 | Paxton Elias | 9 INDO | 18.86 |
| 1 | Reid Watson | 10 PBSTC | 18.64 |
| 2 | Christian Brown | 10 GHP | 18.35 |
| 3 | Liam Phelps | 9 PBSTC | 17.68 |
| 4 | Ryan Elder | 9 GHP | 17.44 |
| 5 | Ryder Colquitt | 10 HWST | 17.54 |
| 6 | Alexander Chrisman | 10 BSC | 17.84 |
| 7 | George Adams | 10 DEC | 18.36 |
| 8 | Max Allen | 10 HUNTC | 18.79 |
| 9 | Milan Cramer | 10 DEC | 18.87 |

Heat 8 of 8 Finals Starts at 05:26 PM

| | | | |
|---|-----------------|---------|-------|
| 0 | Will Faircloth | 10 MTA | 17.32 |
| 1 | Cam Poloche | 10 GPP | 16.43 |
| 2 | Thayer Castor | 10 DCC | 15.83 |
| 3 | Ethan Shull | 10 GHP | 15.24 |
| 4 | Preston Wheeler | 10 GHP | 13.81 |
| 5 | Thomas Hoffer | 10 VMCI | 14.10 |
| 6 | Paxton Greene | 10 BSC | 15.26 |
| 7 | Parker Murphy | 10 DCC | 16.33 |
| 8 | Trey Berry | 9 PBSTC | 17.23 |
| 9 | Joseph Maina | 10 DEC | 17.41 |

#20 Boys 11-12 50 Yard Freestyle

ASA Meet: 23.57 2010 JACOB RUBIN

| Lane | Name | Age | Team | Seed | Time |
|------|------|-----|------|------|------|
|------|------|-----|------|------|------|

Heat 1 of 5 Finals Starts at 05:27 PM

| | | | |
|---|----------------|----------|---------|
| 0 | Sayer Toll | 11 WHEH | NT |
| 1 | William Patton | 11 HWST | 58.92 |
| 2 | Eli Gray | 12 INDO | 56.14 |
| 3 | Pace Willis | 11 HWST | 48.84 |
| 4 | Dominic Morton | 12 VMCI | 47.87 |
| 5 | Max Craig | 11 PBSTC | 48.40 |
| 6 | Edmund Yoke | 11 WHEH | 51.31 |
| 7 | Avi Newman | 11 DEC | 58.21 |
| 8 | Henry Wallach | 12 DNDC | 1:03.58 |

Heat 2 of 5 Finals Starts at 05:28 PM

| | | | |
|---|-------------------------|----------|-------|
| 0 | Desmond Lutgendorf-Hill | 11 PBSTC | 46.90 |
| 1 | Carter Wilson | 12 KRS | 44.16 |
| 2 | Nathan Ballow | 12 WYNH | 42.41 |
| 3 | Flynn McGill | 12 GHP | 41.11 |
| 4 | Sam Radford | 12 PBSTC | 40.00 |
| 5 | Keller Boland | 12 GPP | 40.38 |
| 6 | Brady Ryan | 11 GHP | 41.43 |
| 7 | Mason Francis | 11 INDO | 43.00 |
| 8 | Harlon Rhynold | 11 DEC | 46.62 |
| 9 | Solomon Bloomquist | 11 GPP | 47.64 |

Heat 3 of 5 Finals Starts at 05:29 PM

| | | | |
|---|---------------------|----------|-------|
| 0 | Parker Dojnik | 11 GPP | 39.73 |
| 1 | John Stearns | 11 DEC | 38.59 |
| 2 | Jensen Elwell | 12 VMCI | 37.97 |
| 3 | Glen DeGruy | 11 GPP | 37.47 |
| 4 | Samuel Lancaster | 12 DEC | 37.14 |
| 5 | Axel Baerwalde | 11 PBSTC | 37.36 |
| 6 | Nolan Krummes | 11 RED | 37.54 |
| 7 | Caleb Andrews | 12 GHP | 38.47 |
| 8 | Fleetwood Loustalot | 12 WYNH | 39.43 |
| 9 | Eddie Bialek | 11 PBSTC | 39.92 |

Heat 4 of 5 Finals Starts at 05:30 PM

| | | | |
|---|----------------------|----------|--------|
| 0 | Davis Latone | 11 KRS | 36.66 |
| 1 | Noah Cohen-Frankel | 12 DEC | 36.11 |
| 2 | David Radford | 12 PBSTC | 35.84 |
| 3 | Ryder Larson | 11 KRS | 35.75 |
| 4 | John Nilson | 12 GHP | 34.80 |
| 5 | Harrison Bagby | 12 GPP | 35.69 |
| 6 | Sp5 Wesley Stanfield | 11 HUNTC | X35.78 |
| 7 | William Wellford | 11 WYNH | 36.10 |
| 8 | Graham Curry | 11 RED | 36.56 |
| 9 | Liam Dunworth | 12 DEC | 37.04 |

Heat 5 of 5 Finals Starts at 05:31 PM

| | | | |
|---|-----------------------|----------|--------|
| 0 | Sp5 Winston Stanfield | 11 HUNTC | X33.62 |
| 1 | Paxton Sumrall | 11 GPP | 33.13 |
| 2 | James Justice | 11 GHP | 32.57 |
| 3 | Henry Germann | 12 VMCI | 31.50 |
| 4 | Miles Gooden | 11 INDO | 29.75 |
| 5 | Dylan Cahill | 12 RED | 30.63 |
| 6 | Max Bailey | 12 GHP | 32.47 |
| 7 | Ty Economos | 11 BSC | 33.12 |
| 8 | David Douglas | 11 KRS | 33.23 |
| 9 | Hudson Nawyn | 12 WHEH | 34.00 |

#22 Boys 13-14 50 Yard Freestyle

ASA Meet: 21.61 2016 CAM AUERBACH

| Lane | Name | Age | Team | Seed | Time |
|------|------|-----|------|------|------|
|------|------|-----|------|------|------|

Heat 1 of 3 Finals Starts at 05:32 PM

| | | | |
|---|------------------|---------|-------|
| 1 | Milo Kortemeier | 14 DEC | 41.49 |
| 2 | Obichi Akumadu | 13 DNDC | 40.41 |
| 3 | Jimmy Carrico | 13 GHP | 35.85 |
| 4 | William Hoffer | 13 VMCI | 33.39 |
| 5 | Alex Juline | 14 GHP | 34.03 |
| 6 | Collin Grant | 13 INDO | 39.92 |
| 7 | Tristan Campbell | 14 KRS | 40.95 |
| 8 | Thomas Tran | 14 DNDC | 44.54 |

Heat 2 of 3 Finals Starts at 05:33 PM

| | | | |
|---|------------------|---------|-------|
| 0 | Alex Rodriguez | 13 WYNH | 32.59 |
| 1 | Parks Kaiser | 14 KRS | 32.34 |
| 2 | Luca Grandinetti | 13 DEC | 32.28 |
| 3 | Andrew Biggers | 13 GHP | 32.11 |
| 4 | Edge Ingram | 13 GPP | 30.32 |
| 5 | Sp5 Nico Tur | 14 RED | 30.60 |
| 6 | Jack Leerssen | 13 GPP | 32.18 |
| 7 | Andrew Sugarman | 13 DEC | 32.34 |
| 8 | Bobby Skrynecki | 13 GHP | 32.55 |
| 9 | Coleman King | 13 DEC | 32.79 |



2022 ASA Championship Divisional 2 - 6/29/2022

Meet Program - Boys Events

Heat 3 (#22 Boys 13-14 50 Yard Freestyle)

| | | | |
|---|----------------------|---------|-------|
| 0 | Jacob Hawkins | 14 KRS | 29.28 |
| 1 | Maddox Smith-Davids | 13 HWST | 28.32 |
| 2 | Ian Ballow | 14 WYNH | 27.03 |
| 3 | Brenner Schattenberg | 13 INDO | 25.73 |
| 4 | Wyatt Mackay | 13 BSC | 24.84 |
| 5 | Michael Nickolov | 14 WYNH | 25.31 |
| 6 | Jack Lamb | 14 VMCI | 27.03 |
| 7 | Henry Rodrigue | 14 BSC | 28.18 |
| 8 | Matthew Larkin | 13 INDO | 28.43 |
| 9 | Jude LeBlanc | 13 INDO | 29.33 |

#24 Men 15 & Over 50 Yard Freestyle

| ASA Meet: 19.89 2021 JACK AIKINS | | | |
|----------------------------------|------|----------|-----------|
| Lane | Name | Age Team | Seed Time |

Heat 1 of 4 Finals Starts at 05:35 PM

| | | | |
|---|---------------|----------|-------|
| 3 | Neal Nankani | 18 PBSTC | 31.53 |
| 4 | Luke Sloan | 16 KRS | 31.05 |
| 5 | Sp5 Lex Welin | 15 RED | 31.25 |

Heat 2 of 4 Finals Starts at 05:36 PM

| | | | |
|---|-----------------|----------|-------|
| 1 | Graydon Nawyn | 16 WHEH | 29.31 |
| 2 | Holden Baker | 17 BSC | 29.24 |
| 3 | Ellis Hamburger | 18 PBSTC | 27.90 |
| 4 | Milo Clifton | 18 PBSTC | 27.40 |
| 5 | JJ Gracey | 16 VMCI | 27.87 |
| 6 | Henry Abbott | 17 KRS | 28.95 |
| 7 | Carter Anderson | 15 WYNH | 29.24 |
| 8 | Jack Rodriguez | 15 WYNH | 29.85 |

Heat 3 of 4 Finals Starts at 05:37 PM

| | | | |
|---|------------------|----------|-------|
| 0 | Will McCallum | 17 RED | 26.82 |
| 1 | Ethan Castellino | 17 PBSTC | 26.57 |
| 2 | Sp5-Luke Miller | 16 SWS | 25.81 |
| 3 | Brent Shannon | 17 HWST | 25.41 |
| 4 | Andrew Larkin | 15 INDO | 24.80 |
| 5 | Cloud Lewis | 16 INDO | 24.94 |
| 6 | James Hart | 15 BSC | 25.62 |
| 7 | Luke Johnson | 17 WYNH | 26.15 |
| 8 | Quinten Germann | 15 VMCI | 26.68 |
| 9 | Graham Busker | 16 HWST | 26.95 |

Heat 4 of 4 Finals Starts at 05:38 PM

| | | | |
|---|------------------|----------|-------|
| 0 | Owen Robertson | 16 GHP | 23.60 |
| 1 | Joseph Patin | 18 BSC | 23.28 |
| 2 | Ayden Hess | 17 DEC | 22.55 |
| 3 | Will Brevard | 18 GHP | 21.21 |
| 4 | Idris Muhammad | 18 GHP | 19.89 |
| 5 | Rylan Kruep | 17 DCC | 20.90 |
| 6 | Cohen Mackay | 15 BSC | 22.44 |
| 7 | Craig Steinhauer | 17 PBSTC | 23.14 |
| 8 | Jack Hawkins | 17 KRS | 23.50 |
| 9 | Alex Hall | 16 INDO | 24.42 |

#26 Boys 7-8 50 Yard Freestyle

| ASA Meet: 30.07 2012 CARSON KENNEDY | | | |
|-------------------------------------|------|----------|-----------|
| Lane | Name | Age Team | Seed Time |

Heat 1 of 2 Finals Starts at 05:39 PM

| | | | |
|---|--------------------|--------|---------|
| 1 | Colin Daniels | 8 GHP | NT |
| 2 | Bennett Carrington | 8 BSC | NT |
| 3 | Tripp Heffner | 8 KRS | 1:06.25 |
| 4 | Aitan O'Kelley | 7 DNDC | 56.39 |
| 5 | Ryan Boivin | 8 VMCI | 58.66 |
| 6 | Rhys Alberto | 8 KRS | 1:11.34 |
| 7 | Jamie Nelson | 8 GHP | NT |

Heat 2 of 2 Finals Starts at 05:40 PM

| | | | |
|---|------------------|--------|-------|
| 0 | Carter Gaines | 7 WYNH | 53.07 |
| 1 | Miller Hardy | 7 BSC | 48.04 |
| 2 | Caleb Chinich | 8 HWST | 47.74 |
| 3 | Sean Hoag | 7 WYNH | 45.00 |
| 4 | Cal LeBlanc | 7 INDO | 40.00 |
| 5 | Bennett Lambert | 8 GHP | 40.22 |
| 6 | McRae Brown | 8 HWST | 45.14 |
| 7 | Nathan Debold | 8 VMCI | 47.91 |
| 8 | Matthew Chang | 7 KRS | 51.33 |
| 9 | Thomas Alexander | 8 VMCI | 56.24 |

#28 Boys 9-10 50 Yard Freestyle

| ASA Meet: 26.91 2014 NATHAN JIN | | | |
|---------------------------------|------|----------|-----------|
| Lane | Name | Age Team | Seed Time |

Heat 1 of 3 Finals Starts at 05:41 PM

| | | | |
|---|--------------------|---------|---------|
| 1 | Will Briscione | 10 HWST | NT |
| 2 | Jacob Sullivan | 9 GHP | 1:21.20 |
| 3 | Holden Meents | 9 MTA | 1:10.01 |
| 4 | Juan Munoz | 10 SWS | 1:01.77 |
| 5 | Henry Kirkpatrick | 9 GHP | 1:08.47 |
| 6 | Jack Velotta | 9 MTA | 1:10.84 |
| 7 | Thomas Kirkpatrick | 10 GHP | NT |

Heat 2 of 3 Finals Starts at 05:43 PM

| | | | |
|---|----------------|--------|-------|
| 0 | Dean Bailey | 9 GHP | 56.69 |
| 1 | Damian Damazio | 9 GHP | 44.77 |
| 2 | Robby Hardy | 9 BSC | 41.50 |
| 3 | Henry Kent | 9 HWST | 40.24 |
| 4 | Ryan Burt | 10 MTA | 39.55 |
| 5 | Miller Gaines | 9 WYNH | 40.23 |
| 6 | Thayer Castor | 10 DCC | 40.46 |
| 7 | Ari Russo | 9 RED | 41.97 |
| 8 | Jonathan Bruce | 10 MTA | 56.31 |
| 9 | Jackson Cribb | 9 DNDC | 59.71 |

Heat 3 of 3 Finals Starts at 05:45 PM

| | | | |
|---|-----------------|---------|-------|
| 0 | William Walts | 10 BSC | 39.02 |
| 1 | Connor Schuette | 9 GHP | 38.41 |
| 2 | Ryan Taheri | 9 GHP | 38.28 |
| 3 | Benjamin Hammad | 10 MTA | 33.23 |
| 4 | Preston Wheeler | 10 GHP | 28.48 |
| 5 | Rory LeBlanc | 10 INDO | 30.89 |
| 6 | Grayson Pearce | 9 DCC | 35.95 |
| 7 | Alex Aniagoh | 9 GHP | 38.40 |
| 8 | Thomas Walke | 9 INDO | 39.00 |
| 9 | Ryder Colquitt | 10 HWST | 39.20 |

#30 Boys 11-12 100 Yard Freestyle

| ASA Meet: 52.52 2014 CAM AUERBACH | | | |
|-----------------------------------|------|----------|-----------|
| Lane | Name | Age Team | Seed Time |

Heat 1 of 1 Finals Starts at 05:46 PM

| | | | |
|---|-------------------|---------|----------|
| 1 | Caleb Andrews | 12 GHP | NT |
| 2 | Connor Wheat | 11 KRS | 1:48.24 |
| 3 | Jensen Elwell | 12 VMCI | 1:19.05 |
| 4 | Wyatt Gann | 12 KRS | 1:12.64 |
| 5 | Charlie Zinman | 12 HWST | 1:18.77 |
| 6 | Ty Economos | 11 BSC | 1:20.13 |
| 7 | Sp5-Preston Polun | 11 SWS | X2:17.76 |
| 8 | Colin Offen | 12 GHP | NT |

#32 Boys 13-14 100 Yard Freestyle

| ASA Meet: 47.27 2016 CAM AUERBACH | | | |
|-----------------------------------|------|----------|-----------|
| Lane | Name | Age Team | Seed Time |

Heat 1 of 1 Finals Starts at 05:48 PM

| | | | |
|---|----------------------|----------|---------|
| 0 | Michael Nickolov | 14 WYNH | 1:22.68 |
| 1 | Bo Briscione | 13 HWST | 1:18.18 |
| 2 | Rohan Morel | 13 GHP | 1:14.00 |
| 3 | Brenner Schattenberg | 13 INDO | 58.33 |
| 4 | Wyatt Mackay | 13 BSC | 54.08 |
| 5 | William Sollie | 13 INDO | 57.93 |
| 6 | Anthony Villanueva | 14 HUNTC | 1:07.47 |
| 7 | Max Scholl | 13 GHP | 1:16.93 |
| 8 | Jimmy Carrico | 13 GHP | 1:20.09 |

#34 Men 15 & Over 100 Yard Freestyle

| ASA Meet: 44.43 2015 KNOX AUERBACH | | | |
|------------------------------------|------|----------|-----------|
| Lane | Name | Age Team | Seed Time |

Heat 1 of 2 Finals Starts at 05:50 PM

| | | | |
|---|--------------|----------|---------|
| 3 | Holden Baker | 17 BSC | 1:13.23 |
| 4 | James Kelly | 17 HWST | 1:05.86 |
| 5 | Henry Abbott | 17 KRS | 1:10.00 |
| 6 | Milo Clifton | 18 PBSTC | NT |



2022 ASA Championship Divisional 2 - 6/29/2022

Meet Program - Boys Events

Heat 2 (#34 Men 15 & Over 100 Yard Freestyle)

| | | | | |
|---|----------------|----|------|---------|
| 0 | Walker Smith | 16 | HWST | 1:03.69 |
| 1 | Will Moriarty | 17 | GHP | 55.63 |
| 2 | Nolan Mackay | 16 | BSC | 54.37 |
| 3 | Owen Robertson | 16 | GHP | 51.46 |
| 4 | Rylan Kruep | 17 | DCC | 47.00 |
| 5 | Will Brevard | 18 | GHP | 47.92 |
| 6 | Joseph Patin | 18 | BSC | 53.47 |
| 7 | Cloud Lewis | 16 | INDO | 54.47 |
| 8 | Jack Hawkins | 17 | KRS | 1:00.67 |
| 9 | Oliver Abbott | 15 | KRS | 1:05.39 |

#38 Boys 7-8 25 Yard Backstroke

| ASA Meet: | | 16.62 | 2019 | LUKE GERDES |
|-----------|------|-------|------|-------------|
| Lane | Name | Age | Team | Seed Time |

Heat 1 of 5 Finals Starts at 05:53 PM

| | | | | |
|---|-----------------|---|-------|---------|
| 0 | Rowan du Toit | 7 | HWST | NT |
| 1 | Niven Agarwal | 7 | HWST | 51.95 |
| 2 | Patrick Ball | 7 | HWST | 44.58 |
| 3 | Elliott Clauss | 7 | HWST | 40.58 |
| 4 | Ethan Lucas | 8 | INDO | 38.74 |
| 5 | Remy Rawson | 7 | HWST | 38.76 |
| 6 | Joshua King | 7 | RED | 42.51 |
| 7 | Charles Bradley | 8 | INDO | 46.96 |
| 8 | Heath Wilkinson | 8 | PBSTC | 1:03.96 |
| 9 | Pierce Phillips | 8 | RED | NT |

Heat 2 of 5 Finals Starts at 05:55 PM

| | | | | |
|---|----------------------|---|------|--------|
| 0 | Liam Newman | 8 | DEC | 37.65 |
| 1 | Isaac Dennis | 8 | KRS | 37.13 |
| 2 | Viraj Khulbe | 8 | GHP | 36.18 |
| 3 | Matthew Blakely | 7 | WYNH | 35.56 |
| 4 | Armando Duarte-Paez | 8 | GPP | 34.23 |
| 5 | Parker Dill | 7 | GHP | 35.36 |
| 6 | Siddha Koduri | 7 | KRS | 36.15 |
| 7 | Mateo Duarte-Paez | 8 | GPP | 36.86 |
| 8 | Sp5-Judah Rabinowitz | 8 | SWS | X37.50 |
| 9 | Hollis Hart | 8 | HWST | 38.06 |

Heat 3 of 5 Finals Starts at 05:56 PM

| | | | | |
|---|------------------|---|-------|-------|
| 0 | Jacob Dixon | 7 | WYNH | 33.92 |
| 1 | Mark Lauman | 7 | KRS | 33.02 |
| 2 | Felix Troka-Hand | 7 | PBSTC | 31.19 |
| 3 | Southern Cohron | 7 | WYNH | 30.65 |
| 4 | Knox Langston | 7 | WYNH | 30.06 |
| 5 | Max Lahm | 7 | DCC | 30.38 |
| 6 | Jackson Cooney | 8 | WHEH | 31.18 |
| 7 | Aiden Mize | 8 | RED | 31.75 |
| 8 | Bassem Qayed | 8 | DEC | 33.91 |
| 9 | Graham Welch | 7 | MTA | 34.06 |

Heat 4 of 5 Finals Starts at 05:57 PM

| | | | | |
|---|-----------------------|---|-------|--------|
| 0 | Jack Buzzell-Holmes | 8 | GHP | 29.92 |
| 1 | Sp5 Caleb Landers | 8 | HUNTC | X29.65 |
| 2 | Ashby Wolfe | 7 | GHP | 28.96 |
| 3 | Cameron Schwegman | 8 | GHP | 28.59 |
| 4 | Edward Coburn | 8 | DNDC | 27.65 |
| 5 | Alexander Greenwald | 7 | VMCI | 28.56 |
| 6 | Andrew Hickinbotham | 7 | PBSTC | 28.88 |
| 7 | Will Groome | 8 | HWST | 29.17 |
| 8 | Fitz Ponton | 7 | VMCI | 29.81 |
| 9 | Sp5 Joseph Strickland | 7 | HUNTC | X29.94 |

Heat 5 of 5 Finals Starts at 05:58 PM

| | | | | |
|---|-----------------|---|------|-------|
| 0 | Colter Coe | 8 | HWST | 26.80 |
| 1 | Brady Grant | 8 | GPP | 26.53 |
| 2 | Carter Gaines | 7 | WYNH | 25.85 |
| 3 | Jack Fisher | 8 | RED | 24.21 |
| 4 | Brady Fisher | 8 | RED | 22.44 |
| 5 | Cal LeBlanc | 7 | INDO | 22.81 |
| 6 | David Gallagher | 8 | DCC | 25.67 |
| 7 | Carson Willard | 8 | DEC | 26.49 |
| 8 | Anderson King | 8 | GHP | 26.76 |
| 9 | Benji Lins | 8 | INDO | 27.03 |

#40 Boys 9-10 25 Yard Backstroke

| ASA Meet: | | 15.08 | 2021 | LUKE GERDES |
|-----------|------|-------|------|-------------|
| Lane | Name | Age | Team | Seed Time |

Heat 1 of 5 Finals Starts at 05:59 PM

| | | | | |
|---|------------------|----|-------|-------|
| 2 | Asher Payne | 9 | DEC | 46.22 |
| 3 | Matthew McLendon | 9 | WHEH | 40.19 |
| 4 | Noah Monson | 9 | GHP | 34.04 |
| 5 | Logan Tran | 10 | DNDC | 38.78 |
| 6 | Leo Hurtado | 9 | WHEH | 40.90 |
| 7 | James Montgomery | 9 | HUNTC | NT |

Heat 2 of 5 Finals Starts at 06:01 PM

| | | | | |
|---|----------------|----|------|-------|
| 0 | Davis Inlow | 9 | WYNH | 32.05 |
| 1 | Joseph Angelo | 9 | INDO | 30.77 |
| 2 | Luke Hernandez | 9 | GHP | 30.16 |
| 3 | Blake Debold | 10 | VMCI | 28.19 |
| 4 | CJ Clarke | 10 | INDO | 27.44 |
| 5 | Ravi McNeill | 9 | MTA | 27.78 |
| 6 | Joseph Maina | 10 | DEC | 29.56 |
| 7 | Jessey Chea | 10 | INDO | 30.44 |
| 8 | Caleb Zhan | 9 | WHEH | 31.66 |
| 9 | Rhys du Toit | 9 | HWST | 32.29 |

Heat 3 of 5 Finals Starts at 06:02 PM

| | | | | |
|---|------------------|----|-------|-------|
| 0 | James Green | 9 | DEC | 27.15 |
| 1 | Collier Johnston | 9 | HWST | 26.91 |
| 2 | Dean Carros | 10 | DEC | 26.18 |
| 3 | Paxton Elias | 9 | INDO | 25.75 |
| 4 | Ethan Klingsoehr | 9 | GHP | 24.84 |
| 5 | Luke McLoughlin | 9 | DEC | 25.28 |
| 6 | Jacob Sullivan | 9 | GHP | 25.81 |
| 7 | Trey Berry | 9 | PBSTC | 26.51 |
| 8 | Gavin Perkins | 9 | MTA | 26.95 |
| 9 | Evan Hoag | 9 | WYNH | 27.18 |

Heat 4 of 5 Finals Starts at 06:03 PM

| | | | | |
|---|----------------------|----|------|-------|
| 0 | Henry Kent | 9 | HWST | 24.17 |
| 1 | Ollie Latone | 9 | KRS | 23.88 |
| 2 | Keefer McGill | 10 | GHP | 23.25 |
| 3 | Gage Adams | 10 | DCC | 22.97 |
| 4 | Collin Stillwagon | 9 | WYNH | 22.00 |
| 5 | Ryan Elder | 9 | GHP | 22.61 |
| 6 | Jamie Buzzell-Holmes | 10 | GHP | 23.05 |
| 7 | Thomas Hoffer | 10 | VMCI | 23.82 |
| 8 | Fletcher Cheek | 10 | WYNH | 24.16 |
| 9 | Reece Abcug | 10 | INDO | 24.59 |

Heat 5 of 5 Finals Starts at 06:04 PM

| | | | | |
|---|----------------|----|-------|-------|
| 0 | Milan Cramer | 10 | DEC | 21.87 |
| 1 | Cam Poloche | 10 | GPP | 21.64 |
| 2 | Will Faircloth | 10 | MTA | 20.80 |
| 3 | Rory LeBlanc | 10 | INDO | 20.23 |
| 4 | Parker Wheeler | 9 | GHP | 17.52 |
| 5 | Ethan Shull | 10 | GHP | 19.33 |
| 6 | Ian Gerstle | 10 | PBSTC | 20.63 |
| 7 | William Nilson | 10 | GHP | 21.62 |
| 8 | Liam Phelps | 9 | PBSTC | 21.73 |
| 9 | Freddie Morris | 10 | BSC | 21.94 |

#42 Boys 11-12 50 Yard Backstroke

| ASA Meet: | | 27.31 | 2014 | IAN GRUMM |
|-----------|------|-------|------|-----------|
| Lane | Name | Age | Team | Seed Time |

Heat 1 of 3 Finals Starts at 06:05 PM

| | | | | |
|---|-------------------------|----|-------|---------|
| 3 | Eli Gray | 12 | INDO | 1:08.89 |
| 4 | Pace Willis | 11 | HWST | 54.22 |
| 5 | Desmond Lutgendorf-Hill | 11 | PBSTC | 57.68 |
| 6 | Avi Newman | 11 | DEC | 1:13.62 |

Heat 2 of 3 Finals Starts at 06:07 PM

| | | | | |
|---|-----------------------|----|-------|-------|
| 0 | Max Craig | 11 | PBSTC | 53.95 |
| 1 | Sam Radford | 12 | PBSTC | 50.00 |
| 2 | Sp5 Winston Stanfield | 11 | HUNTC | 46.40 |
| 3 | Max Bailey | 12 | GHP | 45.50 |
| 4 | Axel Baerwalde | 11 | PBSTC | 45.18 |
| 5 | Sayer Toll | 11 | WHEH | 45.34 |
| 6 | Eli Plunkett | 11 | VMCI | 46.04 |
| 7 | Fleetwood Loustalot | 12 | WYNH | 46.87 |
| 8 | Glen DeGruy | 11 | GPP | 50.94 |
| 9 | Mason Francis | 11 | INDO | 54.07 |

Heat 3 of 3 Finals Starts at 06:08 PM

| | | | | |
|---|----------------------|----|-------|-------|
| 0 | John Nilson | 12 | GHP | 44.17 |
| 1 | David Radford | 12 | PBSTC | 42.57 |
| 2 | Nolan Krummes | 11 | RED | 39.02 |
| 3 | Connor Ryan | 12 | GHP | 38.67 |
| 4 | Noah Cruceanu | 10 | HUNTC | 35.47 |
| 5 | Sam Wood | 12 | DEC | 36.76 |
| 6 | David Douglas | 11 | KRS | 38.88 |
| 7 | Davis Latone | 11 | KRS | 42.39 |
| 8 | Sp5 Wesley Stanfield | 11 | HUNTC | 42.66 |
| 9 | Harrison Bagby | 12 | GPP | 45.05 |



2022 ASA Championship Divisional 2 - 6/29/2022
Meet Program - Boys Events

| #44 Boys 13-14 50 Yard Backstroke | | | | |
|--|-------------------|------------|----------------|-----------|
| ASA Meet: | | 24.61 2018 | IDRIS MUHAMMAD | |
| Lane | Name | Age | Team | Seed Time |
| Heat 1 of 2 Finals Starts at 06:10 PM | | | | |
| 2 | Milo Kortemeier | 14 | DEC | 55.67 |
| 3 | Obichi Akumadu | 13 | DNDC | 48.25 |
| 4 | Collin Grant | 13 | INDO | 47.12 |
| 5 | Thomas Tran | 14 | DNDC | 47.54 |
| 6 | Tristan Campbell | 14 | KRS | 55.09 |
| 7 | Chase Betz | 13 | DNDC | NT |
| Heat 2 of 2 Finals Starts at 06:11 PM | | | | |
| 0 | Rybolt Miller | 14 | GPP | 43.59 |
| 1 | Aaron Gerstle | 14 | PBSTC | 40.51 |
| 2 | Gabe Cain | 13 | GHP | 34.90 |
| 3 | Jack Lamb | 14 | VMCI | 34.30 |
| 4 | Sebastian Jardine | 14 | DEC | 32.29 |
| 5 | Henry Zelonka | 13 | GHP | 33.73 |
| 6 | Matthew Larkin | 13 | INDO | 34.50 |
| 7 | Edge Ingram | 13 | GPP | 38.34 |
| 8 | Andrew Biggers | 13 | GHP | 41.83 |
| 9 | Coleman King | 13 | DEC | 46.37 |

| #46 Men 15 & Over 50 Yard Backstroke | | | | |
|--|--------------------|------------|-------------|-----------|
| ASA Meet: | | 22.24 2021 | JACK AIKINS | |
| Lane | Name | Age | Team | Seed Time |
| Heat 1 of 2 Finals Starts at 06:13 PM | | | | |
| 3 | Graham Busker | 16 | HWST | 35.15 |
| 4 | Darnell Holyfield | 17 | INDO | 31.12 |
| 5 | Alex Klingsoehr | 15 | GHP | 33.46 |
| 6 | Levi Bradham | 16 | KRS | 35.21 |
| Heat 2 of 2 Finals Starts at 06:14 PM | | | | |
| 0 | Easton Kincaid | 17 | BSC | 30.65 |
| 1 | Andrew Larkin | 15 | INDO | 29.20 |
| 2 | Caleb Bauer | 17 | PBSTC | 27.76 |
| 3 | Liam Bray | 18 | GHP | 26.19 |
| 4 | Idris Muhammad | 18 | GHP | 22.03 |
| 5 | Luke Amerson | 15 | WYNH | 25.29 |
| 6 | Douglas Dumont | 18 | HWST | 27.30 |
| 7 | Benjamin Nordstrom | 18 | BSC | 27.98 |
| 8 | Ayden Hess | 17 | DEC | 29.22 |
| 9 | Emmett Brobst | 15 | KRS | 30.92 |

| #48 Boys 7-8 100 Yard IM | | | | |
|--|----------------------|--------------|----------------|-----------|
| ASA Meet: | | 1:16.09 2012 | CARSON KENNEDY | |
| Lane | Name | Age | Team | Seed Time |
| Heat 1 of 1 Finals Starts at 06:15 PM | | | | |
| 0 | Sp5-Judah Rabinowitz | 8 | SWS | 2:35.53 |
| 1 | Jack Briscione | 8 | HWST | 2:29.02 |
| 2 | McRae Brown | 8 | HWST | 2:07.78 |
| 3 | Trey Adams | 8 | DCC | 1:59.20 |
| 4 | Skyler Pouye | 8 | INDO | 1:46.19 |
| 5 | Ryan Wheat | 8 | KRS | 1:52.40 |
| 6 | Jacob Mackay | 8 | BSC | 2:03.23 |
| 7 | Sam Andres | 8 | KRS | 2:10.74 |
| 8 | Ashby Wolfe | 7 | GHP | 2:34.02 |
| 9 | Aitan O'Kelley | 7 | DNDC | 2:39.74 |

| #50 Boys 9-10 100 Yard IM | | | | |
|--|----------------------|--------------|------------|-----------|
| ASA Meet: | | 1:06.30 2014 | NATHAN JIN | |
| Lane | Name | Age | Team | Seed Time |
| Heat 1 of 2 Finals Starts at 06:18 PM | | | | |
| 1 | Jackson Cribb | 9 | DNDC | 2:42.89 |
| 2 | Vikram Yadav | 9 | RED | 2:24.81 |
| 3 | Miles Hudgins | 9 | HWST | 2:10.28 |
| 4 | Max Allen | 10 | HUNTC | 1:53.38 |
| 5 | Ari Russo | 9 | RED | 2:01.53 |
| 6 | Mason Pink | 10 | MTA | 2:11.42 |
| 7 | Ravi McNeill | 9 | MTA | 2:39.36 |
| 8 | Jonathan Bruce | 10 | MTA | 2:55.56 |
| Heat 2 of 2 Finals Starts at 06:21 PM | | | | |
| 0 | Collin Stillwagon | 9 | WYNH | 1:47.59 |
| 1 | Ian Gerstle | 10 | PBSTC | 1:43.18 |
| 2 | Grayson Pearce | 9 | DCC | 1:40.07 |
| 3 | Luka Conway | 9 | DNDC | 1:35.12 |
| 4 | Aidan Elder | 10 | GHP | 1:32.58 |
| 5 | Hammond Hargather | 10 | HWST | 1:34.25 |
| 6 | Isaac Sollie | 9 | INDO | 1:38.15 |
| 7 | Sebastian Tarkington | 10 | GHP | 1:42.30 |
| 8 | Paxton Greene | 10 | BSC | 1:45.63 |
| 9 | Benjamin Hammad | 10 | MTA | 1:50.50 |

| #52 Boys 11-12 100 Yard IM | | | | |
|--|-------------------|------------|------------------|-----------|
| ASA Meet: | | 59.35 2017 | AL-8 THOMAS XIAO | |
| Lane | Name | Age | Team | Seed Time |
| Heat 1 of 2 Finals Starts at 06:24 PM | | | | |
| 3 | Sp5-Preston Polun | 11 | SWS | 2:19.64 |
| 4 | Ryder Larson | 11 | KRS | 1:49.44 |
| 5 | Eddie Bialek | 11 | PBSTC | 2:04.47 |

| Heat 2 of 2 Finals Starts at 06:26 PM | | | |
|---------------------------------------|-----------------|-----|-------|
| Lane | Name | Age | Team |
| 0 | Wyatt Sand | 11 | RED |
| 1 | Smith Andres | 12 | KRS |
| 2 | Miles Gooden | 11 | INDO |
| 3 | Noah Cruceanu | 10 | HUNTC |
| 4 | Peter Vrazel | 12 | WHEH |
| 5 | Jack Vreeland | 11 | HWST |
| 6 | Declan Schuette | 11 | GHP |
| 7 | Connor Ryan | 12 | GHP |
| 8 | Wyatt Gann | 12 | KRS |

| #54 Boys 13-14 100 Yard IM | | | | |
|--|-------------------|------------|-----------|-----------|
| ASA Meet: | | 53.14 2015 | LIAM BELL | |
| Lane | Name | Age | Team | Seed Time |
| Heat 1 of 2 Finals Starts at 06:28 PM | | | | |
| 3 | Owen Kler | 14 | KRS | 1:21.56 |
| 4 | Chase Betz | 13 | DNDC | 1:20.40 |
| 5 | Gabe Cain | 13 | GHP | 1:20.91 |
| Heat 2 of 2 Finals Starts at 06:30 PM | | | | |
| 0 | Jude LeBlanc | 13 | INDO | 1:18.19 |
| 1 | Sebastian Jardine | 14 | DEC | 1:11.41 |
| 2 | Ian Ballow | 14 | WYNH | 1:09.94 |
| 3 | Asher Maurice | 13 | HUNTC | 1:04.13 |
| 4 | Phidi Brann | 14 | PBSTC | 1:01.99 |
| 5 | William Sollie | 13 | INDO | 1:02.64 |
| 6 | AT Thomas | 13 | INDO | 1:05.65 |
| 7 | Oliver Rhynold | 13 | DEC | 1:11.40 |
| 8 | Henry Zelonka | 13 | GHP | 1:15.43 |

| #56 Men 15 & Over 100 Yard IM | | | | |
|--|-----------------|------------|----------------|-----------|
| ASA Meet: | | 50.01 2019 | KAMAL MUHAMMAD | |
| Lane | Name | Age | Team | Seed Time |
| Heat 1 of 2 Finals Starts at 06:32 PM | | | | |
| 3 | Graydon Nawyn | 16 | WHEH | 1:26.60 |
| 4 | Martin Gerstle | 17 | PBSTC | 1:13.95 |
| 5 | Alex Klingsoehr | 15 | GHP | 1:16.93 |
| 6 | Douglas Dumont | 18 | HWST | NT |
| Heat 2 of 2 Finals Starts at 06:34 PM | | | | |
| 0 | James Hart | 15 | BSC | 1:11.07 |
| 1 | Lucas Waasdorp | 16 | DNDC | 1:05.91 |
| 2 | Nolan Mackay | 16 | BSC | 1:00.84 |
| 3 | Robert Payne | 16 | GHP | 57.66 |
| 4 | Sky Murphy | 18 | GHP | 54.77 |
| 5 | Caleb Mackay | 18 | BSC | 56.56 |
| 6 | Cohen Mackay | 15 | BSC | 58.31 |
| 7 | Cameron Tutt | 17 | DCC | 1:02.93 |
| 8 | Emmett Brobst | 15 | KRS | 1:10.33 |
| 9 | Quinten Germann | 15 | VMCI | 1:13.00 |

| #58 Boys 7-8 25 Yard Breaststroke | | | | |
|--|----------------------|------------|-------------|-----------|
| ASA Meet: | | 19.07 2012 | SAAVAN SHAH | |
| Lane | Name | Age | Team | Seed Time |
| Heat 1 of 4 Finals Starts at 06:35 PM | | | | |
| 3 | Matthew Chang | 7 | KRS | NT |
| 4 | Lachlan Fitzpatrick | 7 | WHEH | NT |
| 5 | Sp5-Sebastian Miller | 8 | SWS | XNT |



2022 ASA Championship Divisional 2 - 6/29/2022

Meet Program - Boys Events

Heat 2 (#58 Boys 7-8 25 Yard Breaststroke)

| | | | |
|---|----------------------|---------|-------|
| 1 | Gavin Glinka | 7 GHP | 47.77 |
| 2 | Aiden Mize | 8 RED | 40.68 |
| 3 | Liam Hyland | 7 MTA | 38.38 |
| 4 | Teddy Offen | 7 GHP | 37.98 |
| 5 | Jace Young | 8 SWS | 38.06 |
| 6 | Griffin Offen | 7 GHP | 39.77 |
| 7 | Bennett Carrington | 8 BSC | 46.14 |
| 8 | Thomas August-Harman | 7 PBSTC | 48.00 |

Heat 3 of 4 Finals Starts at 06:37 PM

| | | | |
|---|------------------|--------|-------|
| 0 | Ollie Kortemeier | 8 DEC | 36.66 |
| 1 | Thomas Alexander | 8 VMCI | 33.89 |
| 2 | Mark Lauman | 7 KRS | 33.06 |
| 3 | Cormac Nguyen | 8 GHP | 31.53 |
| 4 | Jackson Frank | 7 INDO | 30.97 |
| 5 | Jamie Nelson | 8 GHP | 31.40 |
| 6 | Jack Briscione | 8 HWST | 31.64 |
| 7 | Matthew Blakely | 7 WYNH | 33.22 |
| 8 | Graham Welch | 7 MTA | 33.93 |
| 9 | Gavin Krummes | 8 RED | 37.37 |

Heat 4 of 4 Finals Starts at 06:38 PM

| | | | |
|---|-----------------------|---------|-------|
| 0 | Lawson Fisher | 8 RED | 30.94 |
| 1 | Sp5 Joseph Strickland | 7 HUNTC | 27.91 |
| 2 | Sean Hoag | 7 WYNH | 27.66 |
| 3 | Edward Coburn | 8 DNDC | 24.15 |
| 4 | Skyler Pouye | 8 INDO | 22.85 |
| 5 | Cameron Boone | 7 DNDC | 23.79 |
| 6 | Noah Bowden | 8 INDO | 25.00 |
| 7 | Trey Adams | 8 DCC | 27.73 |
| 8 | Liam Bier | 8 GPP | 28.65 |
| 9 | Rory McMorrow | 8 WYNH | 30.96 |

#60 Boys 9-10 25 Yard Breaststroke

ASA Meet: 16.03 2015 THOMAS XIAO

| Lane | Name | Age Team | Seed Time |
|--|--------------------|----------|-----------|
| Heat 1 of 4 Finals Starts at 06:39 PM | | | |
| 0 | Asher Payne | 9 DEC | 47.25 |
| 1 | Dean Bailey | 9 GHP | 40.77 |
| 2 | Abraham Bloomquist | 9 GPP | 35.39 |
| 3 | Thomas Kirkpatrick | 10 GHP | 32.13 |
| 4 | Seamus Nguyen | 9 GHP | 31.28 |
| 5 | Brooks Brennan | 9 GHP | 31.90 |
| 6 | Tristan Zgonc | 9 DEC | 35.19 |
| 7 | Joseph Bialek | 9 PBSTC | 37.00 |
| 8 | Jacob Lancaster | 9 DEC | 46.86 |

Heat 2 of 4 Finals Starts at 06:40 PM

| | | | |
|---|-----------------|----------|-------|
| 0 | Michael Thomas | 9 HWST | 29.86 |
| 1 | Vikram Yadav | 9 RED | 29.44 |
| 2 | Isaac Reynolds | 9 GPP | 28.60 |
| 3 | Max Jaekel | 9 KRS | 28.13 |
| 4 | Walker Mills | 10 RED | 27.92 |
| 5 | Davis Inlow | 9 WYNH | 27.94 |
| 6 | Wes Donaldson | 9 PBSTC | 28.35 |
| 7 | Sp5 Miller Neal | 10 HUNTC | 29.09 |
| 8 | Mason Pink | 10 MTA | 29.69 |
| 9 | Owen Milam | 9 GHP | 30.65 |

Heat 3 of 4 Finals Starts at 06:41 PM

| | | | |
|---|--------------------|---------|-------|
| 0 | Sam Wilson | 9 KRS | 26.66 |
| 1 | Reece Abcug | 10 INDO | 26.32 |
| 2 | Alexander Chrisman | 10 BSC | 25.23 |
| 3 | Brock Cohron | 10 WYNH | 25.00 |
| 4 | Fletcher Cheek | 10 WYNH | 23.35 |
| 5 | Freddie Morris | 10 BSC | 24.02 |
| 6 | Christian Brown | 10 GHP | 25.11 |
| 7 | Mason Hall | 9 DEC | 26.29 |
| 8 | Nicholas Boltong | 9 WHEH | 26.43 |
| 9 | Lucas Engelhard | 9 HWST | 27.26 |

Heat 4 of 4 Finals Starts at 06:42 PM

| | | | |
|---|----------------------|---------|-------|
| 0 | Jamie Buzzell-Holmes | 10 GHP | 23.06 |
| 1 | Blake Morton | 10 VMCI | 22.83 |
| 2 | Gage Adams | 10 DCC | 21.90 |
| 3 | Robby Hardy | 9 BSC | 21.29 |
| 4 | Aidan Elder | 10 GHP | 19.76 |
| 5 | Hammond Hargather | 10 HWST | 21.19 |
| 6 | Keefer McGill | 10 GHP | 21.63 |
| 7 | Parker Murphy | 10 DCC | 22.17 |
| 8 | Sebastian Tarkington | 10 GHP | 22.90 |
| 9 | Alex Aniagoh | 9 GHP | 23.19 |

#62 Boys 11-12 50 Yard Breaststroke

ASA Meet: 29.63 2017 AL-8 THOMAS XIAO

| Lane | Name | Age Team | Seed Time |
|--|----------------------|----------|-----------|
| Heat 1 of 3 Finals Starts at 06:43 PM | | | |
| 3 | Colin Offen | 12 GHP | NT |
| 4 | Solomon Bloomquist | 11 GPP | 1:14.10 |
| 5 | Keller Boland | 12 GPP | NT |
| Heat 2 of 3 Finals Starts at 06:44 PM | | | |
| 0 | William Patton | 11 HWST | 1:07.08 |
| 1 | Dominic Morton | 12 VMCI | 57.47 |
| 2 | Harlon Rhynold | 11 DEC | 54.95 |
| 3 | Nathan Ballow | 12 WYNH | 51.40 |
| 4 | Sp5 Wesley Stanfield | 11 HUNTC | 50.13 |
| 5 | Hudson Nawyn | 12 WHEH | 50.75 |
| 6 | Flynn McGill | 12 GHP | 51.96 |
| 7 | Parker Dojnik | 11 GPP | 55.81 |
| 8 | Edmund Yoke | 11 WHEH | 1:03.47 |
| 9 | Henry Wallach | 12 DNDC | 1:13.65 |

Heat 3 of 3 Finals Starts at 06:46 PM

| | | | |
|---|----------------|---------|-------|
| 0 | Carter Wilson | 12 KRS | 48.34 |
| 1 | Charlie Zinman | 12 HWST | 46.50 |
| 2 | Eli Plunkett | 11 VMCI | 45.10 |
| 3 | Smith Andres | 12 KRS | 43.82 |
| 4 | Peter Vrazel | 12 WHEH | 41.25 |
| 5 | Owen Adams | 12 DCC | 41.95 |
| 6 | James Justice | 11 GHP | 44.42 |
| 7 | Wyatt Sand | 11 RED | 45.34 |
| 8 | Liam Dunworth | 12 DEC | 47.97 |
| 9 | Paxton Sumrall | 11 GPP | 49.89 |

#64 Boys 13-14 50 Yard Breaststroke

ASA Meet: 26.37 2015 LIAM BELL

| Lane | Name | Age Team | Seed Time |
|--|-----------------|----------|-----------|
| Heat 1 of 2 Finals Starts at 06:47 PM | | | |
| 0 | Bobby Skrynecki | 13 GHP | 49.52 |
| 1 | Jack Leerssen | 13 GPP | 45.44 |
| 2 | Sp5 Nico Tur | 14 RED | 44.96 |
| 3 | Parks Kaiser | 14 KRS | 43.70 |
| 4 | Alex Juline | 14 GHP | 42.42 |
| 5 | Bo Briscione | 13 HWST | 42.52 |
| 6 | Aaron Gerstle | 14 PBSTC | 44.70 |
| 7 | William Hoffer | 13 VMCI | 45.35 |
| 8 | Andrew Sugarman | 13 DEC | 48.59 |

Heat 2 of 2 Finals Starts at 06:48 PM

| | | | |
|---|------------------|----------|-------|
| 0 | Owen Kler | 14 KRS | 41.07 |
| 1 | Henry Rodrigue | 14 BSC | 40.43 |
| 2 | Luca Grandinetti | 13 DEC | 36.42 |
| 3 | Jackson Leeks | 13 DEC | 33.39 |
| 4 | Oliver Rhynold | 13 DEC | 31.48 |
| 5 | Phidi Brann | 14 PBSTC | 33.24 |
| 6 | AT Thomas | 13 INDO | 34.66 |
| 7 | Jude Donovan | 13 GPP | 37.24 |
| 8 | Jacob Hawkins | 14 KRS | 40.61 |
| 9 | Rohan Morel | 13 GHP | 41.13 |

#66 Men 15 & Over 50 Yard Breaststroke

ASA Meet: 24.97 2019 LIAM BELL

| Lane | Name | Age Team | Seed Time |
|--|-----------------|----------|-----------|
| Heat 1 of 2 Finals Starts at 06:49 PM | | | |
| 0 | Neal Nankani | 18 PBSTC | 42.49 |
| 1 | Sp5 Lex Welin | 15 RED | 41.59 |
| 2 | Oliver Abbott | 15 KRS | 38.12 |
| 3 | James Kelly | 17 HWST | 36.35 |
| 4 | Walker Smith | 16 HWST | 35.44 |
| 5 | Levi Bradham | 16 KRS | 36.33 |
| 6 | Martin Gerstle | 17 PBSTC | 36.83 |
| 7 | JJ Gracey | 16 VMCI | 41.19 |
| 8 | Luke Sloan | 16 KRS | 41.61 |
| 9 | Carter Anderson | 15 WYNH | 53.40 |



2022 ASA Championship Divisional 2 - 6/29/2022
Meet Program - Boys Events

Heat 2 (#66 Men 15 & Over 50 Yard Breaststroke)

| | | | |
|---|-------------------|----------|-------|
| 0 | Darnell Holyfield | 17 INDO | 34.03 |
| 1 | Sp5-Luke Miller | 16 SWS | 33.84 |
| 2 | Cameron Tutt | 17 DCC | 32.14 |
| 3 | Craig Steinhauer | 17 PBSTC | 29.59 |
| 4 | Caleb Mackay | 18 BSC | 23.43 |
| 5 | Liam Bray | 18 GHP | 28.82 |
| 6 | Robert Payne | 16 GHP | 30.49 |
| 7 | Jaden Manuel | 18 INDO | 32.75 |
| 8 | Easton Kincaid | 17 BSC | 33.89 |
| 9 | Preston Martin | 17 RED | 35.44 |

#68 Boys 7-8 25 Yard Butterfly

ASA Meet: 15.34 2005 BLAKE RABIN

| Lane | Name | Age Team | Seed Time |
|------|------|----------|-----------|
|------|------|----------|-----------|

Heat 1 of 2 Finals Starts at 06:52 PM

| | | | |
|---|----------------------|--------|-------|
| 0 | Max Pink | 7 MTA | 42.99 |
| 1 | Jack Buzzell-Holmes | 8 GHP | 39.77 |
| 2 | Rory McMorrow | 8 WYNH | 37.37 |
| 3 | Sp5-Judah Rabinowitz | 8 SWS | 33.87 |
| 4 | Jacob Dixon | 7 WYNH | 32.23 |
| 5 | Jake Economos | 7 BSC | 32.66 |
| 6 | Nico Segura | 7 GHP | 35.75 |
| 7 | Nolan Hatch | 8 GHP | 38.82 |
| 8 | Richard Maina | 7 DEC | 42.46 |
| 9 | Alex Carros | 8 DEC | 44.20 |

Heat 2 of 2 Finals Starts at 06:53 PM

| | | | |
|---|----------------------|---------|-------|
| 0 | Sp5-Sebastian Miller | 8 SWS | 29.50 |
| 1 | Colter Coe | 8 HWST | 27.91 |
| 2 | Ryan Boivin | 8 VMCI | 26.62 |
| 3 | Dekang Yee | 8 WYNH | 25.56 |
| 4 | Ryan Wheat | 8 KRS | 22.31 |
| 5 | Miller Hardy | 7 BSC | 22.65 |
| 6 | Cameron Schwegman | 8 GHP | 26.15 |
| 7 | Alexander Greenwald | 7 VMCI | 27.68 |
| 8 | Sp5 Caleb Landers | 8 HUNTC | 29.13 |
| 9 | Jackson Cooney | 8 WHEH | 29.98 |

#70 Boys 9-10 25 Yard Butterfly

ASA Meet: 13.64 2021 LUKE GERDES

| Lane | Name | Age Team | Seed Time |
|------|------|----------|-----------|
|------|------|----------|-----------|

Heat 1 of 3 Finals Starts at 06:54 PM

| | | | |
|---|-----------------|----------|--------|
| 3 | Sp5 Miller Neal | 10 HUNTC | X50.53 |
| 4 | Brooks Brennan | 9 GHP | 31.16 |
| 5 | Chase Allen | 10 HUNTC | 35.34 |

Heat 2 of 3 Finals Starts at 06:55 PM

| | | | |
|---|------------------|----------|-------|
| 0 | Kyle Boudreaux | 9 RED | 30.12 |
| 1 | Austin Gaggero | 10 GHP | 28.56 |
| 2 | George Adams | 10 DEC | 26.08 |
| 3 | William Walts | 10 BSC | 24.80 |
| 4 | Ryan Taheri | 9 GHP | 23.51 |
| 5 | Oscar Katz | 10 PBSTC | 23.51 |
| 6 | Brady Biggers | 9 GHP | 26.02 |
| 7 | Baxter Brown | 9 WHEH | 26.22 |
| 8 | Bodhan Dunworth | 9 DEC | 29.73 |
| 9 | Conner Parkhurst | 9 WYNH | 31.09 |

Heat 3 of 3 Finals Starts at 06:56 PM

| | | | |
|---|------------------|----------|-------|
| 0 | Connor Schuette | 9 GHP | 21.69 |
| 1 | Ryan Burt | 10 MTA | 20.81 |
| 2 | Thomas Walke | 9 INDO | 20.58 |
| 3 | Isaac Sollie | 9 INDO | 18.91 |
| 4 | Parker Wheeler | 9 GHP | 17.53 |
| 5 | Mason Hall | 9 DEC | 17.58 |
| 6 | Miller Gaines | 9 WYNH | 20.32 |
| 7 | Luka Conway | 9 DNDC | 20.58 |
| 8 | Harley McElhanon | 9 HUNTC | 21.53 |
| 9 | Reid Watson | 10 PBSTC | 22.38 |

#72 Boys 11-12 50 Yard Butterfly

ASA Meet: 26.52 2014 LANGSTON WEDDINGT

| Lane | Name | Age Team | Seed Time |
|------|------|----------|-----------|
|------|------|----------|-----------|

Heat 1 of 2 Finals Starts at 06:56 PM

| | | | |
|---|--------------------|--------|---------|
| 3 | Noah Cohen-Frankel | 12 DEC | 56.50 |
| 4 | Connor Wheat | 11 KRS | 48.32 |
| 5 | Graham Curry | 11 RED | 48.50 |
| 6 | Sp5-Preston Polun | 11 SWS | 1:19.00 |

Heat 2 of 2 Finals Starts at 06:58 PM

| | | | |
|---|-----------------------|----------|-------|
| 0 | John Stearns | 11 DEC | 46.69 |
| 1 | Henry Germann | 12 VMCI | 42.42 |
| 2 | Dylan Cahill | 12 RED | 37.50 |
| 3 | Declan Schuette | 11 GHP | 35.90 |
| 4 | Sp5 Winston Stanfield | 11 HUNTC | 33.25 |
| 5 | Jack Vreeland | 11 HWST | 35.89 |
| 6 | Sam Wood | 12 DEC | 36.04 |
| 7 | Brady Ryan | 11 GHP | 39.42 |
| 8 | William Wellford | 11 WYNH | 45.37 |
| 9 | Samuel Lancaster | 12 DEC | 48.30 |

#74 Boys 13-14 50 Yard Butterfly

ASA Meet: 24.09 2021 WILLIAM MCDONALD

| Lane | Name | Age Team | Seed Time |
|------|------|----------|-----------|
|------|------|----------|-----------|

Heat 1 of 1 Finals Starts at 06:59 PM

| | | | |
|---|---------------------|----------|-------|
| 1 | Max Scholl | 13 GHP | 44.62 |
| 2 | Jude Donovan | 13 GPP | 38.69 |
| 3 | Maddox Smith-Davids | 13 HWST | 29.95 |
| 4 | Jackson Leeks | 13 DEC | 27.91 |
| 5 | Asher Maurice | 13 HUNTC | 28.47 |
| 6 | Anthony Villanueva | 14 HUNTC | 34.09 |
| 7 | Rybolt Miller | 14 GPP | 44.54 |
| 8 | Alex Rodriguez | 13 WYNH | 45.72 |

#76 Men 15 & Over 50 Yard Butterfly

ASA Meet: 21.76 2021 PETER SACCA

| Lane | Name | Age Team | Seed Time |
|------|------|----------|-----------|
|------|------|----------|-----------|

Heat 1 of 2 Finals Starts at 07:00 PM

| | | | |
|---|-----------------|----------|-------|
| 3 | Jack Rodriguez | 15 WYNH | 33.50 |
| 4 | Matthew Wise | 17 RED | 29.68 |
| 5 | Ellis Hamburger | 18 PBSTC | 30.22 |
| 6 | Brent Shannon | 17 HWST | NT |

Heat 2 of 2 Finals Starts at 07:01 PM

| | | | |
|---|--------------------|----------|-------|
| 0 | Ethan Castellino | 17 PBSTC | 28.15 |
| 1 | Jaden Manuel | 18 INDO | 27.00 |
| 2 | Lucas Waasdorp | 16 DNDC | 26.27 |
| 3 | Benjamin Nordstrom | 18 BSC | 25.74 |
| 4 | Sky Murphy | 18 GHP | 24.46 |
| 5 | Will Moriarty | 17 GHP | 25.32 |
| 6 | Luke Amerson | 15 WYNH | 26.01 |
| 7 | Alex Hall | 16 INDO | 26.86 |
| 8 | Caleb Bauer | 17 PBSTC | 27.12 |
| 9 | Luke Johnson | 17 WYNH | 29.51 |





SEARS POOL
MANAGEMENT CONSULTANTS

NOW HIRING

SUMMER 2022

LIFEGUARDS AND POOL ATTENDANTS

APPLY ONLINE AT

SEARSPOL.COM



COMMUNITY POOLS THROUGHOUT GREATER ATLANTA
GREAT PAY AND BONUS OPPORTUNITIES
TRAINING AVAILABLE

Sign up now for action photos!



Reserve Your Events

Quickly and securely select the events you want captured.



We Capture Your Photos

Using high-end professional cameras, lenses, and software.



Photos via Email

Full-resolution digital copies of all photos, plus a print release.

Sign up at our retail table in the main concourse!

Or, visit riveroakphotography.com/reserve-online or scan this code with your phone's camera app.



river·oak
p h o t o g r a p h y

KSWIM SCHOOLS IS THE NEWEST ADDITION TO THE ATLANTA AREA SWIMMING COMMUNITY

Kswim is a learn to swim and coaching platform founded by 2016 US Olympic / US National team coach Dave Kelsheimer. All coaches are USA swimming certified and focused on good sportmanship, teamwork and providing a fun experience for swimmers new to the sport.

Do you want to keep swimming after champs? Get ready for a year round team or your school swim team? Join our skill-based technique sessions in our swim team prep group at White Columns Country Club.

Year-round learn to swim for ages 6 months and up at our indoor facility at The Manor Country Club.

- Skills based technique sessions year round
- Technique and stroke refinement
- Parent and Me classes for ages 6 months and up
- Semi private lessons for ages 3 years and up
- Adult Masters and private instruction available

**FOR PRICING, DETAILS AND TO REGISTER , PLEASE
CONTACT CJACKSON@KSWIMSCHOOLS.COM**



JOLYN

POP UP

ASA CHAMPIONSHIP MEET

June 29-July 2nd

ATLANTA, GA

At the Georgia Tech Pool

Find us in the Alcove for ALL

SESSIONS

Cash or Card only

Thank you for supporting your JOLYN reps!

see you there!



YOUR CHILD'S HOME FOR HEALTH AND WELLNESS

PEACH KIDS



TRI SERIES

AGES 5-14



Sunday, May 22, 2022

Wills Recreational Park

11925 Wills Rd.

Alpharetta, GA 30009

Sunday, August 7, 2022

West Gwinnett Park &

Aquatic Center

4488 Peachtree Ind. Blvd.

Berkley Lake, GA 30071

CHAMPIONSHIP

September 25, 2022

Wills Recreational Park

11925 Wills Rd.

Alpharetta, GA 30009



Need to refuel before the big race?

gusto!




Only a 1.5 mile drive away from quick curbside
pick up or delivery with a tap of a button

Order online at whatsyourgusto.com





GROWN-UP SWIMMING™



Who said only the kids can have fun in the pool?

Swimming in the summer doesn't have to end when you are 18! Join over 400 adult swimmer in up to 8 more meets this season. Learn more and register today at:

www.grownupswimming.com/atlanta

brian@grownupswimming.com

Meet structure

| | |
|---------------|---------------------|
| 25s of Stroke | 200 Freestyle Relay |
| 50s of Stroke | 200 Medley Relay |
| 100 Free | Mixed Free Relay |
| 100 IM | Multi-Gen Relay |

Food Truck

Or concession stand open. Bring a La-Croix or two for after your races (No glass on the pool deck)

Remaining Meet Schedule

7/8 @ Medlock Bridge (North) & Garden Hills (South)

7/15 @ Winding Vista (South)

7/22 @ Windward (North)

7/29 @ Roswell (North) & Smyrna (South)

8/6 @ Hampton Hall (South)

8/13 Championship @ Chastain

What do I do with my kids? They can't stay at home

Good! You can swim with them in the multi-gen relay...and maybe they can time for you!

Anyone can swim!

Sign up your team or join as a free agent and we'll find a team for you. All we require is a pinky promise that you can make it down the pool without floaties!

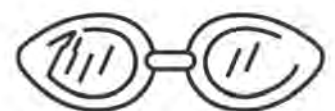
Cost: \$50

INCLUDES

- 5 meets
- Starter/Official/Timing Operator for all meets
- Wireless timing system for all meets
- Insurance
- A whole lotta fun

Did we mention...

The winners get towels, and the top three teams get trophies? Three-foot, ridiculously large trophies. Like, totally embarrassingly large trophies.



GROWN-UP SWIMMING™



**SWIM LESSONS FOR KIDS
4 MONTHS - 12 YEARS**



JOHNS CREEK | ROSWELL VILLAGE | SANDY SPRINGS
770.744.0250 | goldfishswimschool.com

DeKalb Aquatics

Tiger Sharks

Competitive Swim Team, Masters Swimming, Swim Lessons

Serving the DeKalb, Decatur, and East Atlanta areas

Practices at Agnes Scott College

For additional information:

www.DAQSWIM.com

770-736-3512

info@daqswim.com



Atlanta Swim Association celebrates all graduates who will be continuing in the pool as student athletes this fall at colleges and universities!

Auburn University

Kyla Maloney

United States Military Academy

Kate Bacon
Wade Parkes

University of Cincinnati

Owen Holland

University of Mississippi

Olivia Bacon

Birmingham Southern

Samantha Field
Hanna McNamara
Amelia Cooper
Alec Seever

Gardner Webb University

Griffin Egolf

Rollins College

Skylar Murphy

South Georgia State

Tommy Davis

Valparaiso University

Owen Cullinan

Wheaton College, Massachusetts

Gavin Cullinan

Colorado Mesa University

Nanna Van Der Wall

Washington and Lee

Patrick Carr

Sewanee, University of the South

Naeem Mangum

Florida Institute of Technology

Ian Bowen

University of Virginia

Sebastian Sergile

University of North Florida

Claire Kerber
Kate Eaton

Mount St Mary's, Maryland

Ayden Hess

University of Arizona (Triathlon)

Liam Bray

Gwinnett Technical College

Luke Bradham

Cal State Bakersfield

Will Brevard





**USAS Competitive
Swim Team**

**Year Round Swim
Lessons**

**USMS Masters
Program**

Triathlete Training

**Water Fitness
Classes**

Lap Swim

USWP Water Polo



Scan for more info
and registration!

DYNAMO SWIM CLUB

Chamblee • Alpharetta •
Decatur/Oakhurst

DYNAMO SWIM SCHOOL

Chamblee • Alpharetta •
Agnes Scott • Dunwoody
Buckhead • Decatur/Oakhurst



Dynamo's Competitive Swim Team is perennially one of the top five programs in the country. The competitive team offers 10 different groups based on age, ability, and commitment for swimmers age 6-18.



- ✦ **Multiple Junior National Team Championships**
- ✦ **USA Swimming Gold Medal Club of Excellence**
- ✦ **Home of seven Olympians**



Register online at
dynamoswimclub.com
770-457-7946

DYNAMO POOL MANAGEMENT
offers complete pool management services
for your community pool.
www.dynamopoolmanagement.com



WATER SAFETY IS A SEASON journey.



Beyond water safety, there are many amazing benefits to **YEAR-ROUND SWIM LESSONS!**



Goal Getter:

Whether addition, subtraction, spelling or phonics, achieving newfound knowledge is important. It's the same with swim lessons!



Brain Booster:

Did you know? 3-5-year-olds who swim are 11 months ahead in verbal skills, 6 months ahead in math skills, and 2 months ahead in literacy skills.



Activity Accelerator:

Swimming is an excellent source of exercise! It increases heart rate, tones muscles, conditions the heart & lungs, and burns 500 - 700 calories per hour.



Mood Motivator:

Swimming for just 30 minutes, three times a week, can lower stress levels, improve mood, lower incidents of depression and anxiety, and improve sleep patterns.

AQUA-TOTS
SWIM SCHOOLS



NOW HIRING
Swim Instructors

Apply Today!




WESTSIDE VILLAGE
770-927-8155
2260 Marietta Blvd. NW

ALPHARETTA
770-282-8123
3005 Old Alabama Rd.

EAST COBB
404-566-6875
1255 Johnson Ferry Rd

BRIARCLIFF
404-495-4842
2153-A Briarcliff Rd. NE

ROSWELL
404-495-4872
1145 Woodstock Rd.



Join our Mailing List!

Did you know that the USA Women's Water Polo Team has won the Gold Medal at the last 3 Olympics? Did you know that Water Polo has been played in the Olympics since the 2nd Games in 1900?? Atlanta has a thriving youth water polo community with over 400+ boys and girls within the Metro Area, and we'd love to have you join us!

Our club, the APS Knights, are open to all boys and girls entering 6th-12th grade who live inside I-285 and don't attend Pace or Lovett (they have their own teams). No water polo experience required, but you must be a strong swimmer (summer league swim team or similar)!

We've had players go on and play at colleges, participate in Junior Olympics, and participate in the Olympic Development Program. All here in Atlanta!

Join our Mailing List by clicking the QR Code to the right, and visit our website at:

apswaterpolo.com

