

CCSL Champs Meet Information

CHAMPS Saturday, Jun 21, 2025

[RRISD Aquatic Center](#)

RRISD Aquatic Center

Aquatics Center, 2801 Gattis School Rd-
Round Rock, TX 78664

We are looking forward to the CCSL Champs on Saturday, June 21, 2025. Below you will find details for Saturday's swim meet. Please do not hesitate to reach out if you have any questions or concerns.

Pool: [RRISD Aquatic Center](#), located at Aquatics Center, 2801 Gattis School Rd Round Rock, TX 78664. [RRISD Pool Photos](#) RRISD has one 8-lane pool for competition & one warm-up/cool-down pool.

Meet Format: (see timeline below)

Session 1: 10 and under 8:00 am to 1:00 pm.

Session 2: 11 and up 2:30 pm to 8:00 pm.

Live Stream: See <https://www.twitch.tv/saabswim> for Champs Meet live stream access.

Free to watch. Twitch App is free to download on iPhone and Android phones.

On the app, you can search for our channel: saabswim

June 20, 2025

Set Up Team:

Timeline:

4:00 -7:00 pm RRISD Pool open for Meet Director / Head Volunteers and set-up teams. Ex. Tents, Ready Benches, Pool Timer Chairs, etc.

Timeline:

June 21, 2025

Session #1 (10& under all events)

A.M.

6:00 **SET UP TENTS**

6:30 RRISD Pool open for Meet Director / Head Volunteers and set-up teams

6:45 Drop-Off at [Swimmer](#) Check-In. Swimmers enter zoos

Session 1:

6:45 Meet Director & Coaches meeting – On deck @ 25s starting blocks (Ln 4-6)
Computer Team Meeting – Computer Room (test timing system)

7:00 Marshals Meeting – Warm-Up Only Pool - Zoo Side
Starters Meeting – On deck @ 50s start side Lane 1
Volunteer Coordinators Meeting – POOL LOBBY/Main Entrance at Vol Check-In

7:15 **Session: 1 Swimmer warm-up begins- 10 and Under**
[\[see lane assignments below\]](#)

7:25 General Deck Meetings
Starters, Stroke & Turn, & S&T Runners – Corridor behind computer room
Ready Bench Meeting – @ the Ready Bench (Warm-up Pool, Zoo side)
General Timers Meeting – on deck 50s start area- lanes 4, 5, 6
Awards / Ribbons Meeting – awards room by computer tables
Hospitality/Marshals – Coach's office in the pool lobby
Heat Ribbon/Floaters – on deck 50s start area Lane 1

7:45 **Session 1 warm-up ends 10 and under, Send IM to Ready Bench**

- 7:55 National Anthem
- 8:00 Session 1 Begins
- 12:59 Session 1 Ends- Clear the Deck
- 1:00 Coaches Mixed Gender Medley Relay- One lane per team alphabetical order (A- lane 1, etc)
- 1:20 Zoos open to Session 2 Swimmers

Session #2 (11 & up all events)

P.M.

- 1:20 Drop-Off at [Swimmer Check-In](#): Swimmers enter zoos
- 1:40 Meet Dir & Coaches meeting – On deck @ 25s starting blocks (Ln 4-6)
Computer Team Meeting – Computer Room (test timing system)
- 1:45 Marshals Meeting – Warm-Up Only Pool - Zoo Side
Starters Meeting – On deck @ 50s start side lane 1
Volunteer Coordinators Meeting – POOL LOBBY/Main Entrance at Vol Check-In
- 1:45 **Session: 2 Swimmer warm-up begins**
[\(see lane assignments\)](#) See the last page.
- 1:55 General Deck Meetings
Starters, Stroke & Turn, & S&T Runners – Corridor behind computer room
Ready Bench Meeting – @ the Ready Bench (Warm-up Pool, Zoo side)
General Timers Meeting – on deck 50s start area- lanes 4, 5, 6
Awards / Ribbons Meeting – awards room by computer tables
Hospitality/Marshals – Coach's office in the pool lobby
Heat Ribbon/Floaters – on deck 50s start area lane 1
- 2:15 **Session 2 warm-up ends 11 and up- Send IM to Ready Bench**
- 2:25 National Anthem
- 2:30 Session 2 Begins
- 8:00 Session 2 Ends- Clear the Deck

Champs uses **Meet Manager**- Please use the **MeetMobile** app to find your child's event, heat, and lane. Heat. You can find all this information on the **Meet Mobile** app.

Heat Sheets are also available below:

[Heat Sheet 10 & Under](#)

[Heat Sheet 11 & Up](#)

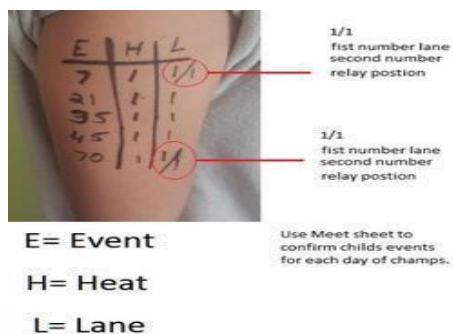
What to Bring-

Swimmers need to have their OWN equipment/swim bags with them, with the following items:

- Team swimsuit, cap, goggles (an extra pair of goggles is a good idea!), team t-shirt, towel, and sunscreen. Make sure all items are well labeled with your child's name.
- Plenty of snacks and drinks to keep your swimmer hydrated and energized.
- Cash for concessions.

Marking Your Swimmer Before Drop Off

- Please mark your swimmer to reflect which event, heat, and lane they are racing. This is used to help remind the swimmers of their events and for Ready Bench volunteers. Please write your swimmer's name on their back to assist at the start.



Swimmer Drop-Off, Zoos, and Parking: South West Side of RRISD pool. Enter off Gattis School Road.

Swimmer Drive-Through Drop-Off—Parents are allowed to drive through and drop off swimmers at the southwest end of the RRISD pool (see [RRISD Pool Map](#)). Swimmers will then enter the check-in area and reach their zoo area. Parents are

encouraged to use the drive-thru drop-off system for all ages. If you are more comfortable escorting your swimmer to their team zoo, you may do so between 6:45 & 7:15. An announcement will be made at 7:10 for all parents to immediately vacate the zoos. After 7:10 you may only enter the zoo if you are a registered volunteer for that area or are checking your swimmer out for the day. NO EXCEPTIONS.

Younger swimmers may be escorted to the bathroom hallway or doors by a zoo volunteer from their team with the same gender. If your child needs assistance in a stall we will notify the parents to come and help.

If you need to reach your child for dropping food truck orders or just a general check-in, you may ask one of the Marshals posted at the zoo gates for your team's Zoo Runner contact info. You can text them and they can meet you at the gate for pick up or respond to any questions. Please keep your requests at a minimum as they are part of the overall zoo team and will be assisting the swimmers all shift.

Zoos: Zookeepers will ensure swimmers get to the **ready bench** for their event. If you decide to take your swimmer before the session ends, you will need to sign them out at the zoo. If you are volunteering, please stay through your entire shift! :) Please note that you will not be able to walk through the pool to get your child from the zoo.

The following items are not allowed in the zoos this year:

- **Tech Items** – We are requesting all swimmers leave their screens at home. They will have plenty of friends in the zoos and will be well cared for. Tech can get damaged and lost, but the biggest issue is potential inappropriate content. Every family has their own rules on what is acceptable for their child to access. Our zoo keepers are there to maintain safety and flow for the meet. They cannot monitor what any child sees on another child's screen.
- **Canned sugar drinks.** They spill everywhere on the tarps. Please only send drinks with screw caps that be closed.

Parking: **(see map below)** Parking is on the **east** side of the RRISD pool. Please do not move cones. Cones are used for lifeguards and to transport food and equipment. **We will also reserve additional spaces for handicapped parking needs.**

Spectators: Please see the [RRISD Pool Map](#) for the spectator section. You may setup a tent anywhere on the grass behind the gate outside of the pool. No Chairs on the deck, please. It is to stand and watch only. There will be a spectator bench for those needing mobility accommodations.

Swimmer Photos: Several teams will have professional photographers there capturing the entire meet. Your team leads will have access to photo links in the weeks following the event and will share when ready for download.

Concessions: There will be Coffee, Food, and a Snow Cone vendor on site that should start service by 7:30 AM (snow cones later). Due to the nature of food truck vendors we suggest bringing your own snacks in case they have an unforeseen circumstance that prevent them from serving.

Merchandise: There will be a shirt vendor on site selling regular and custom Champs merch. Order early to ensure it's ready before you leave your session.

Swim Suits: "Tech" swimsuits are not allowed at Champs. Please double-secure tie-back suits.

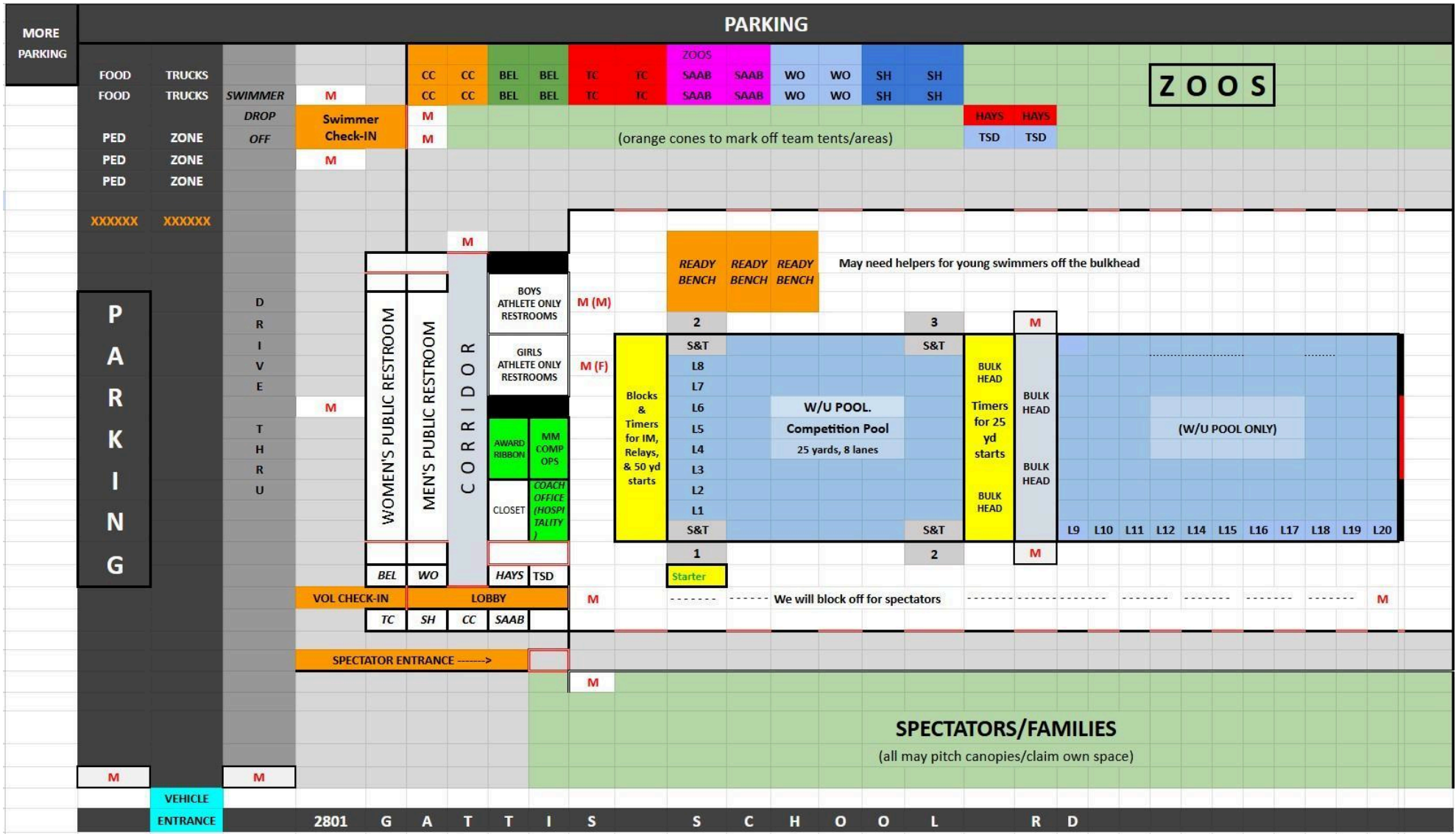
Flyover Starts: CCSL Champs will run flyover starts (flyovers), meaning swimmers remain in the water immediately following their swim until the next heat of swimmers enters the water.

We are looking forward to swimming at the Champs on Saturday!

Capital City Swim League

See References on Following Pages

Pool Map



**RR ISD AQUATIC CENTER-MAIN ENTRANCE
(GRASS FIELDS ON BOTH SIDES)**


ZOOS/TEAM TENTS



SWIMMER CHECK-IN



**VOLUNTEER
CHECK-IN/
POOL LOBBY**



**ENTRANCE FROM
SPECTATOR AREA/FIELD**

SPECTATORS/FAMILIES



Parking Map

Green – Ok to Park
Red – DO NOT PARK



Warm Up Assignments

Warm Up Lane Assignments			
SESSION 1 - AGES 10 & Under			
Team	# of Swimmers	Time	Lanes
BEL	80	7:15-7:45	7-8
CC	115	7:15-7:45	9-11*
HSC*	21	7:15-7:45	3
SAAB	110	7:15-7:45	12-14*
SH	81	7:15-7:45	15-17*
TC	64	7:15-7:45	18-20*
TSD*	22	7:15-7:45	4
WO	86	7:15-7:45	5-6

* Teams will have 2 lanes with blocks and 1 without

Warm Up Lane Assignments			
SESSION 2 - AGES 11 & Up			
Team	# of Swim	Time	Lanes
BEL	45	1:45-2:15	7-8
CC	74	1:45-2:15	9-11*
HSC	27	1:45-2:15	3
SAAB	90	1:45-2:15	12-14*
SH	96	1:45-2:15	15-17*
TC	58	1:45-2:15	18-20*
TSD	12	1:45-2:15	4
WO	70	1:45-2:15	5-6

* Teams will have 2 lanes with blocks and 1 without

