

## Preston Village Tiger Sharks

### 2021 Season — Athlete Report Card

Age Up Date: 2021-06-01 — Course: Y - Short Course Yards (25yd)

[Download Athlete Report Card Data \(CSV\)](#)

## Acharya, Kevin (10)

Event	Virtual Meet vs Amberly 6/15	Dual Meet vs WoodCreek 6/22	Dual Meet vs Bella Casa 6/29	Dual Meet vs TCC 7/6	Virtual Meet vs Park Village 7/13	Dual Meet @ Weldon Ridge 7/20	Amount Improved	% Improved	Summary
25 Back			31.19		34.51		--	0.00%	1
25 Breast			38.10		40.69		--	0.00%	1
25 Fly			29.95		29.09		0.86	2.87%	2
25 Free			24.76		24.21		0.55	2.22%	2
<b>Totals</b>			4		2		1.41	1.27%	6

Improved time

\* Indicates converted time. All times displayed as Y - Short Course Yards (25yd) equivalent.

## Acharya, Quinn (8)

Event	Virtual Meet vs Amberly 6/15	Dual Meet vs WoodCreek 6/22	Dual Meet vs Bella Casa 6/29	Dual Meet vs TCC 7/6	Virtual Meet vs Park Village 7/13	Dual Meet @ Weldon Ridge 7/20	Amount Improved	% Improved	Summary
25 Back	43.69	38.87	44.27	39.29	40.39	44.08	4.82	11.03%	2
25 Breast	30.94	--	30.05	31.57	29.85	31.13	1.09	3.52%	6  3
25 Fly	42.51	41.37	38.37	38.41	39.28	37.54	4.97	11.69%	4
25 Free	34.72	33.44	--	29.97	35.84	34.37	4.75	13.68%	3
<b>Totals</b>	4	3	3  2	3  1	1	1	15.63	9.98%	6  12

Improved time Points scored

\* Indicates converted time. All times displayed as Y - Short Course Yards (25yd) equivalent.

## Allain, Annabel (10)

Event	Virtual Meet vs Amberly 6/15	Dual Meet vs WoodCreek 6/22	Dual Meet vs Bella Casa 6/29	Dual Meet vs TCC 7/6	Virtual Meet vs Park Village 7/13	Dual Meet @ Weldon Ridge 7/20	Amount Improved	% Improved	Summary
<b>Totals</b>	9  4	7  3	15  2	9	4  1	4  1	3.34	4.18%	48  11

Event	Virtual Meet vs Amberly 6/15	Dual Meet vs WoodCreek 6/22	Dual Meet vs Bella Casa 6/29	Dual Meet vs TCC 7/6	Virtual Meet vs Park Village 7/13	Dual Meet @ Weldon Ridge 7/20	Amount Improved	% Improved	Summary
25 Back	21.05	19.95	20.19	20.28	20.43	20.12	1.10	5.23%	7  2
25 Breast	22.07	21.66	20.84	21.20	21.10	22.22	1.23	5.57%	13  3
25 Fly	18.17	18.38	18.16	18.22	17.72	17.63	0.54	2.97%	17  4
25 Free	16.03	15.56	16.04	15.91	16.26	15.96	0.47	2.93%	11  2
<b>Totals</b>	9  4	7  3	15  2	9	4  1	4  1	3.34	4.18%	48  11

Improved time Points scored

\* Indicates converted time. All times displayed as Y - Short Course Yards (25yd) equivalent.

## Allain, Bryton (8)

Event	Virtual Meet vs Amberly 6/15	Dual Meet vs WoodCreek 6/22	Dual Meet vs Bella Casa 6/29	Dual Meet vs TCC 7/6	Virtual Meet vs Park Village 7/13	Dual Meet @ Weldon Ridge 7/20	Amount Improved	% Improved	Summary
25 Back	21.20	22.41	24.13	22.59	22.59	22.32	--	0.00%	6  1
25 Breast	22.65	23.30	22.60	23.15	21.35	23.91	1.30	5.74%	12  3
25 Fly	20.42	22.78	21.36	19.77	20.87	19.85	0.65	3.18%	14  2
25 Free	17.38	17.55	18.32	17.18	18.72	17.68	0.20	1.15%	28  2
<b>Totals</b>	11  4	11	9  1	11  2	11  1	7	2.15	2.52%	60  8

Improved time Points scored

\* Indicates converted time. All times displayed as Y - Short Course Yards (25yd) equivalent.

## Allain, Finley (6)

Event	Virtual Meet vs Amberly 6/15	Dual Meet vs WoodCreek 6/22	Dual Meet vs Bella Casa 6/29	Dual Meet vs TCC 7/6	Virtual Meet vs Park Village 7/13	Dual Meet @ Weldon Ridge 7/20	Amount Improved	% Improved	Summary
15 Back	28.42	29.53	26.56	32.77	23.93	24.28	4.49	15.80%	2  3
15 Breast	28.26	28.47	25.17	--	22.94	34.60	5.32	18.83%	12  3
15 Free	22.45	21.37	22.94	24.18	18.34	18.53	4.11	18.31%	7  3
<b>Totals</b>	4  3	10  1	3  2	1	2  3	1	13.92	17.64%	21  9

Improved time Points scored

\* Indicates converted time. All times displayed as Y - Short Course Yards (25yd) equivalent.

## Antoine, Adrien (12)

Event	Virtual Meet vs Amberly 6/15	Dual Meet vs WoodCreek 6/22	Dual Meet vs Bella Casa 6/29	Dual Meet vs TCC 7/6	Virtual Meet vs Park Village 7/13	Dual Meet @ Weldon Ridge 7/20	Amount Improved	% Improved	Summary
50 Back							--	--	
50 Breast							--	--	
50 Fly							--	--	
50 Free							--	--	
<b>Totals</b>							--	--	






























\* Indicates converted time. All times displayed as Y - Short Course Yards (25yd) equivalent.

## Antoine, Eva (6)

Event	Virtual Meet vs Amberly 6/15	Dual Meet vs WoodCreek 6/22	Dual Meet vs Bella Casa 6/29	Dual Meet vs TCC 7/6	Virtual Meet vs Park Village 7/13	Dual Meet @ Weldon Ridge 7/20	Amount Improved	% Improved	Summary
15 Back							--	--	
15 Breast							--	--	
15 Free							--	--	
<b>Totals</b>							--	--	

\* Indicates converted time. All times displayed as Y - Short Course Yards (25yd) equivalent.


























## Bartoli, Alexander (10)

Event	Virtual Meet vs Amberly 6/15	Dual Meet vs WoodCreek 6/22	Dual Meet vs Bella Casa 6/29	Dual Meet vs TCC 7/6	Virtual Meet vs Park Village 7/13	Dual Meet @ Weldon Ridge 7/20	Amount Improved	% Improved	Summary
25 Back		24.12 	23.31 	22.93 	22.22 		1.90	7.88%	8  4 
25 Breast		23.97 	22.76 	24.28	23.07		1.21	5.05%	6  2 
25 Fly		18.65 	17.95 	18.32	17.58 		1.07	5.74%	12  3 
25 Free		15.26 	15.19 	15.35	15.35		0.07	0.46%	10  2 
<b>Totals</b>		7  4 	11  4 	9  1 	9  2 		4.25	4.78%	36  11 

 Improved time  Points scored

\* Indicates converted time. All times displayed as Y - Short Course Yards (25yd) equivalent.


























## Bartoli, Dylan (7)

Event	Virtual Meet vs Amberly 6/15	Dual Meet vs WoodCreek 6/22	Dual Meet vs Bella Casa 6/29	Dual Meet vs TCC 7/6	Virtual Meet vs Park Village 7/13	Dual Meet @ Weldon Ridge 7/20	Amount Improved	% Improved	Summary
25 Back	28.20 	29.02	27.97 	26.50 	28.00		1.70	6.03%	1  3 
25 Breast	28.12 	--	29.64	30.27	28.13		--	0.00%	2  1 
25 Fly	26.68 	27.68	27.18	25.66 	28.09		1.02	3.82%	1  2 
25 Free	19.66 	19.84	20.15	19.28 	20.36		0.38	1.93%	7  2 
<b>Totals</b>	5  4 		3  1 	2  3 	1 		3.10	2.95%	11  8 

 Improved time    Points scored

\* Indicates converted time. All times displayed as Y - Short Course Yards (25yd) equivalent.



























## Bartoli, Owen (4)

Event	Virtual Meet vs Amberly 6/15	Dual Meet vs WoodCreek 6/22	Dual Meet vs Bella Casa 6/29	Dual Meet vs TCC 7/6	Virtual Meet vs Park Village 7/13	Dual Meet @ Weldon Ridge 7/20	Amount Improved	% Improved	Summary
15 Back	--	51.01 	41.42 	39.38 	--		11.63	22.80%	3  3 
15 Breast	32.62 	33.34	36.87	--	25.12 		7.50	22.99%	14  2 
15 Free	29.00 	25.20 	31.76	28.05	29.47		3.80	13.10%	7  2 
<b>Totals</b>	5  2 	1  2 	4  1 	8  1 	6  1 		22.93	19.63%	24  7 

 Improved time    Points scored

\* Indicates converted time. All times displayed as Y - Short Course Yards (25yd) equivalent.

## Basson, Charize (16)

Event	Virtual Meet vs Amberly 6/15	Dual Meet vs WoodCreek 6/22	Dual Meet vs Bella Casa 6/29	Dual Meet vs TCC 7/6	Virtual Meet vs Park Village 7/13	Dual Meet @ Weldon Ridge 7/20	Amount Improved	% Improved	Summary
50 Back	37.28 			35.81 	35.35 		1.93	5.18%	1  3 
50 Breast	41.48 			40.82 	40.56 		0.92	2.22%	8  3 
50 Fly				43.54 	40.66 		2.88	6.61%	2 
50 Free	30.47 			30.23 	30.13 		0.34	1.12%	4  3 
<b>Totals</b>	3  3 			7  4 	3  4 		6.07	3.78%	13  11 

 Improved time    Points scored

\* Indicates converted time. All times displayed as Y - Short Course Yards (25yd) equivalent.

## Basson, Tristan (13)

Event	Virtual Meet vs Amberly 6/15	Dual Meet vs WoodCreek 6/22	Dual Meet vs Bella Casa 6/29	Dual Meet vs TCC 7/6	Virtual Meet vs Park Village 7/13	Dual Meet @ Weldon Ridge 7/20	Amount Improved	% Improved	Summary
50 Back	39.44	41.65			40.06		--	0.00%	1
50 Breast	46.87	49.49			50.28		--	0.00%	1
50 Fly	42.93	46.26			43.78		--	0.00%	1
50 Free	33.27	32.95			33.12		0.32	0.96%	2
<b>Totals</b>	4	1					0.32	0.24%	5

Improved time

\* Indicates converted time. All times displayed as Y - Short Course Yards (25yd) equivalent.

## Bates, Graham (13)

Event	Virtual Meet vs Amberly 6/15	Dual Meet vs WoodCreek 6/22	Dual Meet vs Bella Casa 6/29	Dual Meet vs TCC 7/6	Virtual Meet vs Park Village 7/13	Dual Meet @ Weldon Ridge 7/20	Amount Improved	% Improved	Summary
50 Back	43.19	42.09	43.13	42.63	42.82	41.07	2.12	4.91%	3
50 Breast	47.06	49.09	46.48	49.14	43.78	45.22	3.28	6.97%	3
50 Fly	40.10	37.53	37.36	37.39	36.31	36.78	3.79	9.45%	4
50 Free	33.23	32.05	32.67	33.43	34.18	34.06	1.18	3.55%	2
<b>Totals</b>	4	3	2		2	1	10.37	6.22%	12

Improved time

\* Indicates converted time. All times displayed as Y - Short Course Yards (25yd) equivalent.














## Bates, London (10)

Event	Virtual Meet vs Amberly 6/15	Dual Meet vs WoodCreek 6/22	Dual Meet vs Bella Casa 6/29	Dual Meet vs TCC 7/6	Virtual Meet vs Park Village 7/13	Dual Meet @ Weldon Ridge 7/20	Amount Improved	% Improved	Summary
25 Back	20.50	20.59	20.19	20.23	20.18	19.50	1.00	4.88%	20  4
25 Breast	27.27	24.77	29.15	--	22.25	21.41	5.86	21.49%	4
25 Fly	21.59	19.87	24.66	20.82	17.16	19.13	4.43	20.52%	6  3
25 Free	16.29	16.41	16.37	15.88	17.61	15.84	0.45	2.76%	10  3
<b>Totals</b>	6  4	3  2	6  1	9  1	5  3	7  3	11.74	12.41%	36  14

Improved time Points scored

\* Indicates converted time. All times displayed as Y - Short Course Yards (25yd) equivalent.













## Bell, Grant (7)

Event	Virtual Meet vs Amberly 6/15	Dual Meet vs WoodCreek 6/22	Dual Meet vs Bella Casa 6/29	Dual Meet vs TCC 7/6	Virtual Meet vs Park Village 7/13	Dual Meet @ Weldon Ridge 7/20	Amount Improved	% Improved	Summary
25 Back				53.95 			--	--	1 
25 Breast				35.79 			--	--	1  1 
25 Fly				46.40 			--	--	1 
25 Free				42.06 			--	--	1 
<b>Totals</b>				1  4 			--	--	1  4 

 Improved time  Points scored

\* Indicates converted time. All times displayed as Y - Short Course Yards (25yd) equivalent.




























## Bell, James (6)

Event	Virtual Meet vs Amberly 6/15	Dual Meet vs WoodCreek 6/22	Dual Meet vs Bella Casa 6/29	Dual Meet vs TCC 7/6	Virtual Meet vs Park Village 7/13	Dual Meet @ Weldon Ridge 7/20	Amount Improved	% Improved	Summary
15 Back				58.70 			--	--	1 
15 Breast				28.21 			--	--	5  1 
15 Free				28.61 			--	--	3  1 
<b>Totals</b>				8  3 			--	--	8  3 

 Improved time  Points scored

\* Indicates converted time. All times displayed as Y - Short Course Yards (25yd) equivalent.

## Bereda, Ryan (14)

Event	Virtual Meet vs Amberly 6/15	Dual Meet vs WoodCreek 6/22	Dual Meet vs Bella Casa 6/29	Dual Meet vs TCC 7/6	Virtual Meet vs Park Village 7/13	Dual Meet @ Weldon Ridge 7/20	Amount Improved	% Improved	Summary
50 Back	37.37 		37.22 	35.91 		35.91	1.46	3.91%	3  3 
50 Breast	38.71 	39.94	39.88	39.60		39.82	--	0.00%	8  1 
50 Fly	33.13 	33.48	32.75 	33.09		33.44	0.38	1.15%	5  2 
50 Free	28.86 	29.20	28.56 	28.41 		28.90	0.45	1.56%	6  3 
<b>Totals</b>	9  4 	1 	4  3 	7  2 		1 	2.29	1.65%	22  9 

 Improved time  Points scored

\* Indicates converted time. All times displayed as Y - Short Course Yards (25yd) equivalent.

## Berenson, Mia (6)

Event	Virtual Meet vs Amberly 6/15	Dual Meet vs WoodCreek 6/22	Dual Meet vs Bella Casa 6/29	Dual Meet vs TCC 7/6	Virtual Meet vs Park Village 7/13	Dual Meet @ Weldon Ridge 7/20	Amount Improved	% Improved	Summary
15 Back	45.95	50.57	38.03	40.27		32.41	13.54	29.47%	3
15 Breast	30.63	30.38	29.40	--		26.28	4.35	14.20%	3  4
15 Free	24.53	27.25	22.78	20.30		16.53	8.00	32.61%	5  4
<b>Totals</b>	3	4  1	1  3	1		3  3	25.89	25.43%	8  11

Improved time Points scored

\* Indicates converted time. All times displayed as Y - Short Course Yards (25yd) equivalent.

## Brostedt, Aubrey (12)

Event	Virtual Meet vs Amberly 6/15	Dual Meet vs WoodCreek 6/22	Dual Meet vs Bella Casa 6/29	Dual Meet vs TCC 7/6	Virtual Meet vs Park Village 7/13	Dual Meet @ Weldon Ridge 7/20	Amount Improved	% Improved	Summary
50 Back	36.64		35.28	36.44		36.40	1.36	3.71%	4  2
50 Breast	39.59		39.28	39.63		42.68	0.31	0.78%	20  2
50 Fly	39.31		37.99	39.87		39.94	1.32	3.36%	6  2
50 Free	30.80		30.44	31.45		31.80	0.36	1.17%	3  2
<b>Totals</b>	11  4		6  4	11		5	3.35	2.26%	33  8

Improved time Points scored

\* Indicates converted time. All times displayed as Y - Short Course Yards (25yd) equivalent.

## Brostedt, Everett (15)

Event	Virtual Meet vs Amberly 6/15	Dual Meet vs WoodCreek 6/22	Dual Meet vs Bella Casa 6/29	Dual Meet vs TCC 7/6	Virtual Meet vs Park Village 7/13	Dual Meet @ Weldon Ridge 7/20	Amount Improved	% Improved	Summary
50 Back	32.12		31.95	32.43	30.97	34.66	1.15	3.58%	5  3
50 Breast	35.02		35.73	36.31	35.47	36.87	--	0.00%	9  1
50 Fly	30.78		30.90	32.50	31.72	31.19	--	0.00%	6  1
50 Free	27.21				28.08	28.40	--	0.00%	1
<b>Totals</b>	11  4		3  1		1	6	1.15	0.90%	20  6

Improved time Points scored

\* Indicates converted time. All times displayed as Y - Short Course Yards (25yd) equivalent.

## Cale, Cece (15)

Event	Virtual Meet vs Amberly 6/15	Dual Meet vs WoodCreek 6/22	Dual Meet vs Bella Casa 6/29	Dual Meet vs TCC 7/6	Virtual Meet vs Park Village 7/13	Dual Meet @ Weldon Ridge 7/20	Amount Improved	% Improved	Summary
50 Back	51.63		55.68			54.75	--	0.00%	1
50 Breast	51.44		51.17			53.50	0.27	0.52%	2
50 Fly	55.57					56.60	--	0.00%	1
50 Free	37.77		38.95			39.75	--	0.00%	1
<b>Totals</b>	4		1				0.27	0.13%	5

Improved time

\* Indicates converted time. All times displayed as Y - Short Course Yards (25yd) equivalent.

## Chen, Daniel (13)

Event	Virtual Meet vs Amberly 6/15	Dual Meet vs WoodCreek 6/22	Dual Meet vs Bella Casa 6/29	Dual Meet vs TCC 7/6	Virtual Meet vs Park Village 7/13	Dual Meet @ Weldon Ridge 7/20	Amount Improved	% Improved	Summary
50 Back		40.01	39.57		39.30		0.71	1.77%	3
50 Breast		56.95	56.37		54.53		2.42	4.25%	3
50 Fly		40.19	40.16		39.00		1.19	2.96%	3
50 Free		33.88					--	--	1
<b>Totals</b>		4	3		3		4.32	2.99%	10

Improved time

\* Indicates converted time. All times displayed as Y - Short Course Yards (25yd) equivalent.

## Chen, Jayden (7)



























Event	Virtual Meet vs Amberly 6/15	Dual Meet vs WoodCreek 6/22	Dual Meet vs Bella Casa 6/29	Dual Meet vs TCC 7/6	Virtual Meet vs Park Village 7/13	Dual Meet @ Weldon Ridge 7/20	Amount Improved	% Improved	Summary
25 Back	1:19.19	1:00.40	52.06	55.52	51.89		27.30	34.47%	4
25 Breast	38.53	33.54	31.60	32.35	30.37		8.16	21.18%	4
25 Fly	32.93	36.78	33.12	31.70	28.91		4.02	12.21%	3
25 Free	38.89	35.34	30.68		27.13		11.76	30.24%	4
<b>Totals</b>	4	3	3	1	4		51.24	24.52%	15



 Improved time

\* Indicates converted time. All times displayed as Y - Short Course Yards (25yd) equivalent.





























## Chen, Zachary (11)

Event	Virtual Meet vs Amberly 6/15	Dual Meet vs WoodCreek 6/22	Dual Meet vs Bella Casa 6/29	Dual Meet vs TCC 7/6	Virtual Meet vs Park Village 7/13	Dual Meet @ Weldon Ridge 7/20	Amount Improved	% Improved	Summary
50 Back	54.98 	53.09 	55.90	56.53	58.29		1.89	3.44%	2 
50 Breast	57.51 	--	59.08	59.28	51.30 		6.21	10.80%	2  2 
50 Fly	55.72 	54.62 	--	50.92 	49.62 		6.10	10.95%	2  4 
50 Free	39.82 	40.07	37.70 	40.85	38.29		2.12	5.32%	2 
Totals	4 	1  2 	1 	1  1 	2  2 		16.32	7.63%	4  10 

 Improved time  Points scored

\* Indicates converted time. All times displayed as Y - Short Course Yards (25yd) equivalent.
















## Chia, Clayton (7)
















Event	Virtual Meet vs Amberly 6/15	Dual Meet vs WoodCreek 6/22	Dual Meet vs Bella Casa 6/29	Dual Meet vs TCC 7/6	Virtual Meet vs Park Village 7/13	Dual Meet @ Weldon Ridge 7/20	Amount Improved	% Improved	Summary
25 Back	18.86 	19.63	19.93	19.27	18.73 	19.16	0.13	0.69%	30  2 
25 Breast	19.96 	20.52	21.14	20.60	18.34 	19.40	1.62	8.12%	30  2 
25 Fly	17.15 	17.84	17.36	16.86 	15.87 	16.72	1.28	7.46%	30  3 
25 Free	15.21 	15.63	15.02 	15.81	15.15	15.68	0.19	1.25%	2 
Totals	15  4 	15 	15  1 	15  1 	15  3 	15 	3.22	4.38%	90  9 

 Improved time  Points scored

\* Indicates converted time. All times displayed as Y - Short Course Yards (25yd) equivalent.

## Chia, Keira (11)































Event	Virtual Meet vs Amberly 6/15	Dual Meet vs WoodCreek 6/22	Dual Meet vs Bella Casa 6/29	Dual Meet vs TCC 7/6	Virtual Meet vs Park Village 7/13	Dual Meet @ Weldon Ridge 7/20	Amount Improved	% Improved	Summary
50 Back	31.82 	32.29	32.53	33.38	32.88	33.47	--	0.00%	30  1 
50 Breast	34.55 	35.10	36.70	35.59	35.03	37.50	--	0.00%	20  1 
Totals	11  4 	11 	11 	11 	15 	11 	--	0.00%	70  4 

Event	Virtual Meet vs Amberly 6/15	Dual Meet vs WoodCreek 6/22	Dual Meet vs Bella Casa 6/29	Dual Meet vs TCC 7/6	Virtual Meet vs Park Village 7/13	Dual Meet @ Weldon Ridge 7/20	Amount Improved	% Improved	Summary
50 Fly	30.95 	32.04	32.80	32.97	31.59	32.47	--	0.00%	17  1 
50 Free	28.05 	28.55	28.71	28.94	28.53	29.50	--	0.00%	3  1 
<b>Totals</b>	11  4 	11 	11 	11 	15 	11 	--	0.00%	70  4 

 Improved time    Points scored

\* Indicates converted time. All times displayed as Y - Short Course Yards (25yd) equivalent.









## Chopra, Krrish (14)

Event	Virtual Meet vs Amberly 6/15	Dual Meet vs WoodCreek 6/22	Dual Meet vs Bella Casa 6/29	Dual Meet vs TCC 7/6	Virtual Meet vs Park Village 7/13	Dual Meet @ Weldon Ridge 7/20	Amount Improved	% Improved	Summary
50 Back	42.39 	39.40 	38.43 	39.26	38.38 	42.00	4.01	9.46%	1  4 
50 Breast	41.28 	40.11 	41.15	40.99	40.96	40.88	1.17	2.83%	1  2 
50 Fly	39.96 	38.96 	39.62	38.52 	38.65	39.50	1.44	3.60%	3 
50 Free	29.85 	29.06 	28.57 	30.15	27.94 	29.16	1.91	6.40%	5  4 
<b>Totals</b>	4 	4 	1  2 	3  1 	3  2 		8.53	5.57%	7  13 

 Improved time    Points scored

\* Indicates converted time. All times displayed as Y - Short Course Yards (25yd) equivalent.

## Cowen, Landon (13)

Event	Virtual Meet vs Amberly 6/15	Dual Meet vs WoodCreek 6/22	Dual Meet vs Bella Casa 6/29	Dual Meet vs TCC 7/6	Virtual Meet vs Park Village 7/13	Dual Meet @ Weldon Ridge 7/20	Amount Improved	% Improved	Summary
50 Back		49.60 					--	--	1 
50 Breast		50.01 					--	--	1 
50 Fly		50.96 					--	--	1 
50 Free							--	--	
<b>Totals</b>		3 					--	--	3 

 Improved time

\* Indicates converted time. All times displayed as Y - Short Course Yards (25yd) equivalent.

## Cowen, Samantha (11)

Event	Virtual Meet vs Amberly 6/15	Dual Meet vs WoodCreek 6/22	Dual Meet vs Bella Casa 6/29	Dual Meet vs TCC 7/6	Virtual Meet vs Park Village 7/13	Dual Meet @ Weldon Ridge 7/20	Amount Improved	% Improved	Summary
50 Back		55.96					--	--	1
50 Breast		1:15.72					--	--	1
50 Fly		--					--	--	
50 Free		39.29					--	--	1
<b>Totals</b>		3					--	--	3

Improved time

\* Indicates converted time. All times displayed as Y - Short Course Yards (25yd) equivalent.

## Cygan, Daphne (7)

Event	Virtual Meet vs Amberly 6/15	Dual Meet vs WoodCreek 6/22	Dual Meet vs Bella Casa 6/29	Dual Meet vs TCC 7/6	Virtual Meet vs Park Village 7/13	Dual Meet @ Weldon Ridge 7/20	Amount Improved	% Improved	Summary
25 Back	43.48	42.64	32.47	27.39	31.25	29.72	16.09	37.01%	4
25 Breast	48.69	41.08	36.56	33.71	47.34	36.53	14.98	30.77%	4
25 Fly	47.77	42.43	44.01	36.30	43.97	30.90	16.87	35.32%	4
25 Free	33.82	31.83	26.99	26.82	25.54	23.60	10.22	30.22%	6
<b>Totals</b>	4	4	3	4	1	2	58.16	33.33%	18

Improved time

\* Indicates converted time. All times displayed as Y - Short Course Yards (25yd) equivalent.


























## Cygan, Stella (5)

Event	Virtual Meet vs Amberly 6/15	Dual Meet vs WoodCreek 6/22	Dual Meet vs Bella Casa 6/29	Dual Meet vs TCC 7/6	Virtual Meet vs Park Village 7/13	Dual Meet @ Weldon Ridge 7/20	Amount Improved	% Improved	Summary
15 Back	--	41.87	35.97		27.96	26.04	15.83	37.81%	3  4
15 Breast	33.58	39.86	34.60		26.47	28.78	7.11	21.17%	2
15 Free	32.90	32.91	31.37		29.95		2.95	8.97%	3
<b>Totals</b>	2	3  1	2		3	1	25.89	22.65%	3  9

Improved time Points scored

\* Indicates converted time. All times displayed as Y - Short Course Yards (25yd) equivalent.





























## Davis, Andrew (10)

Event	Virtual Meet vs Amberly 6/15	Dual Meet vs WoodCreek 6/22	Dual Meet vs Bella Casa 6/29	Dual Meet vs TCC 7/6	Virtual Meet vs Park Village 7/13	Dual Meet @ Weldon Ridge 7/20	Amount Improved	% Improved	Summary
25 Back		30.45 	27.80 	28.18	26.70 		3.75	12.32%	3 
25 Breast			28.51 	25.95 	--		2.56	8.98%	2 
25 Fly		30.99 	29.56 	27.19 	26.97 		4.02	12.97%	4 
25 Free		21.81 	18.84 	20.43	18.16 		3.65	16.74%	4  3 
<b>Totals</b>		3 	4 	1  2 	3  3 		13.98	12.75%	4  12 

 Improved time    Points scored

\* Indicates converted time. All times displayed as Y - Short Course Yards (25yd) equivalent.
































## Davis, Molly (6)

Event	Virtual Meet vs Amberly 6/15	Dual Meet vs WoodCreek 6/22	Dual Meet vs Bella Casa 6/29	Dual Meet vs TCC 7/6	Virtual Meet vs Park Village 7/13	Dual Meet @ Weldon Ridge 7/20	Amount Improved	% Improved	Summary
15 Back	42.79 	29.61 	25.24 	32.21	21.90 		20.89	48.82%	10  4 
15 Breast		32.14 	27.98 	--	22.62 		9.52	29.62%	3  3 
15 Free	34.42 	30.33 	23.84 	20.75 	17.99 		16.43	47.73%	5 
<b>Totals</b>	2 	5  3 	1  3 	1  1 	6  3 		46.84	42.06%	13  12 

 Improved time    Points scored

\* Indicates converted time. All times displayed as Y - Short Course Yards (25yd) equivalent.

## Dean, Chase (12)

Event	Virtual Meet vs Amberly 6/15	Dual Meet vs WoodCreek 6/22	Dual Meet vs Bella Casa 6/29	Dual Meet vs TCC 7/6	Virtual Meet vs Park Village 7/13	Dual Meet @ Weldon Ridge 7/20	Amount Improved	% Improved	Summary
50 Back	32.18 	31.44 	30.93 	31.03	31.41	31.41	1.25	3.88%	30  3 
50 Breast	38.37 	38.56	37.87 	38.17		38.19	0.50	1.30%	5  2 
50 Fly	30.99 	29.91 	30.45	30.09		30.06	1.08	3.48%	25  2 
50 Free	27.41 	27.18 	26.99 	26.78 	27.44	27.03	0.63	2.30%	25  4 
<b>Totals</b>	15  4 	15  3 	15  3 	15  1 	10 	15 	3.46	2.74%	85  11 

 Improved time    Points scored

\* Indicates converted time. All times displayed as Y - Short Course Yards (25yd) equivalent.

## Despa, Emma (16)

Event	Virtual Meet vs Amberly 6/15	Dual Meet vs WoodCreek 6/22	Dual Meet vs Bella Casa 6/29	Dual Meet vs TCC 7/6	Virtual Meet vs Park Village 7/13	Dual Meet @ Weldon Ridge 7/20	Amount Improved	% Improved	Summary
50 Back	47.08	49.93	49.33	48.74	49.32	46.57	0.51	1.08%	2
50 Breast	57.78	58.19	--	55.04	54.22	54.81	3.56	6.16%	1  3
50 Fly	56.17	55.11	51.61	53.53	52.85	--	4.56	8.12%	3
50 Free	40.06	41.00	41.07	42.17	42.06	38.07	1.99	4.97%	2
<b>Totals</b>	4	1	1	1	1	1  2	10.62	5.08%	1  10

Improved time   Points scored

\* Indicates converted time. All times displayed as Y - Short Course Yards (25yd) equivalent.

## Dietrich, Carson (9)

Event	Virtual Meet vs Amberly 6/15	Dual Meet vs WoodCreek 6/22	Dual Meet vs Bella Casa 6/29	Dual Meet vs TCC 7/6	Virtual Meet vs Park Village 7/13	Dual Meet @ Weldon Ridge 7/20	Amount Improved	% Improved	Summary
25 Back	18.90	18.75	19.00	18.45		18.72	0.45	2.38%	18  3
25 Breast	21.47	22.37	21.66	23.13		21.63	--	0.00%	16  1
25 Fly	17.04	16.74	16.71	17.03		16.81	0.33	1.94%	25  3
25 Free	15.11	15.48	15.31	15.54		15.63	--	0.00%	10  1
<b>Totals</b>	15  4	13  2	13  1	13  1		15	0.78	1.08%	69  8

Improved time   Points scored

\* Indicates converted time. All times displayed as Y - Short Course Yards (25yd) equivalent.





















## Dietrich, Kaylee (11)

Event	Virtual Meet vs Amberly 6/15	Dual Meet vs WoodCreek 6/22	Dual Meet vs Bella Casa 6/29	Dual Meet vs TCC 7/6	Virtual Meet vs Park Village 7/13	Dual Meet @ Weldon Ridge 7/20	Amount Improved	% Improved	Summary
50 Back	32.05	32.78	32.65	32.86		33.56	--	0.00%	1
50 Breast	33.96	34.38	34.29	34.09		35.31	--	0.00%	25  1
50 Fly	30.05	30.35	30.28	30.65		31.12	--	0.00%	25  1
50 Free	27.97	27.90	27.87	28.21		29.22	0.10	0.36%	25  3
<b>Totals</b>	15  4	15  1	15  1	15		15	0.10	0.09%	75  6

Improved time   Points scored

\* Indicates converted time. All times displayed as Y - Short Course Yards (25yd) equivalent.




























## Draghici, George (9)

Event	Virtual Meet vs Amberly 6/15	Dual Meet vs WoodCreek 6/22	Dual Meet vs Bella Casa 6/29	Dual Meet vs TCC 7/6	Virtual Meet vs Park Village 7/13	Dual Meet @ Weldon Ridge 7/20	Amount Improved	% Improved	Summary
25 Back	41.63 		36.00 	35.82 	35.99	35.18 	6.45	15.49%	4 
25 Breast	33.25 		28.88 	29.13	32.87	35.25	4.37	13.14%	2 
25 Fly	34.68 		29.48 	31.51	32.09	32.97	5.20	14.99%	2 
25 Free	34.26 		33.05 	31.77 	35.09	32.36	2.49	7.27%	3 
<b>Totals</b>	4 		4 	2 		1 	18.51	12.72%	11 

 Improved time

\* Indicates converted time. All times displayed as Y - Short Course Yards (25yd) equivalent.























## Draghici, Jack (10)

Event	Virtual Meet vs Amberly 6/15	Dual Meet vs WoodCreek 6/22	Dual Meet vs Bella Casa 6/29	Dual Meet vs TCC 7/6	Virtual Meet vs Park Village 7/13	Dual Meet @ Weldon Ridge 7/20	Amount Improved	% Improved	Summary
25 Back	25.52 		23.19 	25.73	26.56	24.88	2.33	9.13%	1  2 
25 Breast	30.19 		27.05 	27.70	25.32 	28.00	4.87	16.13%	1  3 
25 Fly	27.66 		26.49 	26.70	21.91 	27.15	5.75	20.79%	4  3 
25 Free	21.19 		20.05 	18.66 	19.72	18.66	2.53	11.94%	3 
<b>Totals</b>	4 		4 	1  1 	3  2 	2 	15.48	14.50%	6  11 
















 Improved time  Points scored

\* Indicates converted time. All times displayed as Y - Short Course Yards (25yd) equivalent.

## Elbeck, Abdul (9)

Event	Virtual Meet vs Amberly 6/15	Dual Meet vs WoodCreek 6/22	Dual Meet vs Bella Casa 6/29	Dual Meet vs TCC 7/6	Virtual Meet vs Park Village 7/13	Dual Meet @ Weldon Ridge 7/20	Amount Improved	% Improved	Summary
25 Back	23.45 		23.06 	23.86			0.39	1.66%	3  2 
25 Breast	34.98 		40.48	39.97			--	0.00%	1 
25 Fly	32.12 		30.20 	27.16 			4.96	15.44%	3 
25 Free	20.99 		19.85 	19.52 			1.47	7.00%	1  3 
<b>Totals</b>	1  4 		3 	3  2 			6.82	6.03%	4  9 




















## Elbeck, Karim (12)

Event	Virtual Meet vs Amberly 6/15	Dual Meet vs WoodCreek 6/22	Dual Meet vs Bella Casa 6/29	Dual Meet vs TCC 7/6	Virtual Meet vs Park Village 7/13	Dual Meet @ Weldon Ridge 7/20	Amount Improved	% Improved	Summary
50 Back	54.68 		50.27 	56.56			4.41	8.07%	2 
50 Breast	56.20 		--	52.66 			3.54	6.30%	2 
50 Fly	55.48 		52.10 	--			3.38	6.09%	2 
50 Free	42.87 		43.08	43.21			--	0.00%	1 
<b>Totals</b>	4 		2 	1 			11.33	5.11%	7 

## Elbeck, Noor (7)

Event	Virtual Meet vs Amberly 6/15	Dual Meet vs WoodCreek 6/22	Dual Meet vs Bella Casa 6/29	Dual Meet vs TCC 7/6	Virtual Meet vs Park Village 7/13	Dual Meet @ Weldon Ridge 7/20	Amount Improved	% Improved	Summary
25 Back							--	--	
25 Breast							--	--	
25 Fly							--	--	
<b>Totals</b>							--	--	





















## Evans, Naveen (9)

Event	Virtual Meet vs Amberly 6/15	Dual Meet vs WoodCreek 6/22	Dual Meet vs Bella Casa 6/29	Dual Meet vs TCC 7/6	Virtual Meet vs Park Village 7/13	Dual Meet @ Weldon Ridge 7/20	Amount Improved	% Improved	Summary
25 Back	33.16 		28.57 		32.28	30.81	4.59	13.84%	2 
25 Breast	34.11 		33.75 		31.66 	33.18	2.45	7.18%	3 
25 Fly	30.20 		31.88		28.13 	30.28	2.07	6.85%	2 
25 Free	27.61 		24.84 		28.43	23.79 	3.82	13.84%	3 
<b>Totals</b>	4 		3 		2 	1 	12.93	10.43%	10 

 Improved time

\* Indicates converted time. All times displayed as Y - Short Course Yards (25yd) equivalent.





















## Evans, Priya (7)

Event	Virtual Meet vs Amberly 6/15	Dual Meet vs WoodCreek 6/22	Dual Meet vs Bella Casa 6/29	Dual Meet vs TCC 7/6	Virtual Meet vs Park Village 7/13	Dual Meet @ Weldon Ridge 7/20	Amount Improved	% Improved	Summary
25 Back	53.35 	57.71	53.53		53.45	47.41 	5.94	11.13%	2 
25 Breast	46.05 	46.15	43.26 			47.50	2.79	6.06%	2 
25 Fly	43.51 	47.80	41.47 		38.32 	42.50	5.19	11.93%	3 
25 Free	34.50 	30.62 	30.15 		34.79	30.82	4.35	12.61%	3 
Totals	4 	1 	3 		1 	1 	18.27	10.43%	10 

 Improved time

\* Indicates converted time. All times displayed as Y - Short Course Yards (25yd) equivalent.














## Farley, Anna (15)

Event	Virtual Meet vs Amberly 6/15	Dual Meet vs WoodCreek 6/22	Dual Meet vs Bella Casa 6/29	Dual Meet vs TCC 7/6	Virtual Meet vs Park Village 7/13	Dual Meet @ Weldon Ridge 7/20	Amount Improved	% Improved	Summary
50 Back		41.79 			41.29 	42.81	0.50	1.20%	3  2 
50 Breast			48.24 	48.99	49.09		--	0.00%	1 
50 Fly		38.95 	38.97	39.64	41.19	40.50	--	0.00%	1  1 
50 Free		35.12 	33.96 	35.12	36.62	35.16	1.16	3.30%	6  2 
Totals		3 	3  2 		1 	7 	1.66	1.12%	10  6 








 Improved time  Points scored

\* Indicates converted time. All times displayed as Y - Short Course Yards (25yd) equivalent.

## Fleischman, Mira (7)

Event	Virtual Meet vs Amberly 6/15	Dual Meet vs WoodCreek 6/22	Dual Meet vs Bella Casa 6/29	Dual Meet vs TCC 7/6	Virtual Meet vs Park Village 7/13	Dual Meet @ Weldon Ridge 7/20	Amount Improved	% Improved	Summary
25 Back		36.79 	38.32	35.41 	42.72		1.38	3.75%	2 
25 Breast	44.17 	48.45	43.44 	48.98			0.73	1.65%	2 
25 Fly		41.91 	56.19	54.07			--	0.00%	1 
Totals	1 	3 	1 	1 			2.11	1.35%	6 


























Event	Virtual Meet vs Amberly 6/15	Dual Meet vs WoodCreek 6/22	Dual Meet vs Bella Casa 6/29	Dual Meet vs TCC 7/6	Virtual Meet vs Park Village 7/13	Dual Meet @ Weldon Ridge 7/20	Amount Improved	% Improved	Summary
25 Free		37.25 	48.05	44.04	44.15		--	0.00%	1 
<b>Totals</b>	1 	3 	1 	1 			2.11	1.35%	6 

 Improved time

\* Indicates converted time. All times displayed as Y - Short Course Yards (25yd) equivalent.






















## Floyd, Carson (10)

Event	Virtual Meet vs Amberly 6/15	Dual Meet vs WoodCreek 6/22	Dual Meet vs Bella Casa 6/29	Dual Meet vs TCC 7/6	Virtual Meet vs Park Village 7/13	Dual Meet @ Weldon Ridge 7/20	Amount Improved	% Improved	Summary
25 Back		32.49 	32.21 	34.45	27.76 	27.13 	5.36	16.50%	4 
25 Breast			38.00 	30.97 	32.62	33.31	7.03	18.50%	2 
25 Fly		35.72 	29.81 	29.32 	--	26.12 	9.60	26.88%	4 
25 Free		25.66 	23.66 	27.17	21.95 	23.25	3.71	14.46%	3 
<b>Totals</b>		3 	4 	2 	2 	2 	25.70	19.08%	13 

 Improved time

\* Indicates converted time. All times displayed as Y - Short Course Yards (25yd) equivalent.

## Fusco, Derek (15)


















Event	Virtual Meet vs Amberly 6/15	Dual Meet vs WoodCreek 6/22	Dual Meet vs Bella Casa 6/29	Dual Meet vs TCC 7/6	Virtual Meet vs Park Village 7/13	Dual Meet @ Weldon Ridge 7/20	Amount Improved	% Improved	Summary
50 Back	41.14 		40.06 	40.35			1.08	2.63%	1  2 
50 Breast	47.94 		46.36 	48.46			1.58	3.30%	1  2 
50 Fly	45.69 		44.02 	39.51 			6.18	13.53%	3 
50 Free	30.17 		30.20	30.27	31.55		--	0.00%	1  1 
<b>Totals</b>	3  4 		3 	1 			8.84	4.86%	3  8 

 Improved time  Points scored

\* Indicates converted time. All times displayed as Y - Short Course Yards (25yd) equivalent.

## Gallagher, Chloe (7)





















Event	Virtual Meet vs Amberly 6/15	Dual Meet vs WoodCreek 6/22	Dual Meet vs Bella Casa 6/29	Dual Meet vs TCC 7/6	Virtual Meet vs Park Village 7/13	Dual Meet @ Weldon Ridge 7/20	Amount Improved	% Improved	Summary
-------	------------------------------------	-----------------------------------	------------------------------------	----------------------------	---	-------------------------------------	--------------------	---------------	---------

Event	Virtual Meet vs Amberly 6/15	Dual Meet vs WoodCreek 6/22	Dual Meet vs Bella Casa 6/29	Dual Meet vs TCC 7/6	Virtual Meet vs Park Village 7/13	Dual Meet @ Weldon Ridge 7/20	Amount Improved	% Improved	Summary
25 Back		56.24 	56.30	1:01.12			--	0.00%	1 
25 Breast		50.10 	49.78 	55.46	49.50 		0.60	1.20%	3 
25 Fly		41.98 	35.47 	42.44			6.51	15.51%	2 
25 Free		38.19 	--	35.44 			2.75	7.20%	2 
<b>Totals</b>		4 	2 	1 	1 		9.86	5.98%	8 

 Improved time

\* Indicates converted time. All times displayed as Y - Short Course Yards (25yd) equivalent.















## Gatt, Enzo (4)

Event	Virtual Meet vs Amberly 6/15	Dual Meet vs WoodCreek 6/22	Dual Meet vs Bella Casa 6/29	Dual Meet vs TCC 7/6	Virtual Meet vs Park Village 7/13	Dual Meet @ Weldon Ridge 7/20	Amount Improved	% Improved	Summary
15 Back	56.60 	--	1:21.18	50.09 			6.51	11.50%	1  2 
15 Breast	59.18 	1:03.12	1:50.84	47.72 			11.46	19.36%	1  2 
15 Free	52.48 	38.69 	1:05.74	32.10 			20.38	38.83%	1  3 
<b>Totals</b>	1  3 	1 		2  3 			38.35	23.23%	3  7 

 Improved time  Points scored

\* Indicates converted time. All times displayed as Y - Short Course Yards (25yd) equivalent.

## Gatt, Francesca (9)

Event	Virtual Meet vs Amberly 6/15	Dual Meet vs WoodCreek 6/22	Dual Meet vs Bella Casa 6/29	Dual Meet vs TCC 7/6	Virtual Meet vs Park Village 7/13	Dual Meet @ Weldon Ridge 7/20	Amount Improved	% Improved	Summary
25 Back	34.48 	30.22 	36.13	34.00			4.26	12.35%	2 
25 Breast	--	--	34.59 	36.22			--	0.00%	1 
25 Fly	32.49 	29.94 	--	--			2.55	7.85%	2 
25 Free	29.34 	--	30.22	30.02			--	0.00%	1 
<b>Totals</b>	3 	2 	1 				6.81	5.05%	6 

 Improved time

\* Indicates converted time. All times displayed as Y - Short Course Yards (25yd) equivalent.

## Gatt, Nino (7)

Event	Virtual Meet vs Amberly 6/15	Dual Meet vs WoodCreek 6/22	Dual Meet vs Bella Casa 6/29	Dual Meet vs TCC 7/6	Virtual Meet vs Park Village 7/13	Dual Meet @ Weldon Ridge 7/20	Amount Improved	% Improved	Summary
25 Back		47.26	38.81	38.12			9.14	19.34%	3
25 Breast		37.68	34.67	38.88			3.01	7.99%	2
25 Fly		34.87	32.28	34.69			2.59	7.43%	2
25 Free		27.66	29.06	27.46			0.20	0.72%	2
<b>Totals</b>		4	3	2			14.94	8.87%	9

Improved time

\* Indicates converted time. All times displayed as Y - Short Course Yards (25yd) equivalent.

## Geiger, Carley (7)

Event	Virtual Meet vs Amberly 6/15	Dual Meet vs WoodCreek 6/22	Dual Meet vs Bella Casa 6/29	Dual Meet vs TCC 7/6	Virtual Meet vs Park Village 7/13	Dual Meet @ Weldon Ridge 7/20	Amount Improved	% Improved	Summary
25 Back	38.78	36.56	37.19	36.20	37.84		2.58	6.65%	3
25 Breast	40.05	42.44	38.20	30.34	35.06	39.00	9.71	24.24%	3
25 Fly	45.51	41.51	35.40	37.75	36.09	31.65	13.86	30.45%	3  4
25 Free	27.55	25.80	24.85	26.15	26.83	24.12	3.43	12.45%	11  4
<b>Totals</b>	4	3  3	5  3	3  2		3  2	29.58	18.45%	14  14

Improved time Points scored

\* Indicates converted time. All times displayed as Y - Short Course Yards (25yd) equivalent.









## Geiger, Ella (5)

Event	Virtual Meet vs Amberly 6/15	Dual Meet vs WoodCreek 6/22	Dual Meet vs Bella Casa 6/29	Dual Meet vs TCC 7/6	Virtual Meet vs Park Village 7/13	Dual Meet @ Weldon Ridge 7/20	Amount Improved	% Improved	Summary
15 Back	51.96			50.14	36.12	39.00	15.84	30.48%	3
15 Breast	35.53	35.47	33.29	37.40	28.40	33.50	7.13	20.07%	4
15 Free	35.46	33.50	28.36	29.65	28.75	28.13	7.33	20.67%	4
<b>Totals</b>	3	2	2	1	2	1	30.30	23.74%	11

Improved time

\* Indicates converted time. All times displayed as Y - Short Course Yards (25yd) equivalent.

## Gray, Henry (9)

Event	Virtual Meet vs Amberly 6/15	Dual Meet vs WoodCreek 6/22	Dual Meet vs Bella Casa 6/29	Dual Meet vs TCC 7/6	Virtual Meet vs Park Village 7/13	Dual Meet @ Weldon Ridge 7/20	Amount Improved	% Improved	Summary
25 Back		31.98 					--	--	1 
25 Breast		32.98 					--	--	1 
25 Fly		41.38 					--	--	1 
25 Free							--	--	
<b>Totals</b>		3 					--	--	3 

 Improved time


































\* Indicates converted time. All times displayed as Y - Short Course Yards (25yd) equivalent.

## Gray, Parker (13)

Event	Virtual Meet vs Amberly 6/15	Dual Meet vs WoodCreek 6/22	Dual Meet vs Bella Casa 6/29	Dual Meet vs TCC 7/6	Virtual Meet vs Park Village 7/13	Dual Meet @ Weldon Ridge 7/20	Amount Improved	% Improved	Summary
50 Back							--	--	
50 Breast							--	--	
50 Fly							--	--	
50 Free							--	--	
<b>Totals</b>							--	--	

\* Indicates converted time. All times displayed as Y - Short Course Yards (25yd) equivalent.

## Gray, Trevor (15)

Event	Virtual Meet vs Amberly 6/15	Dual Meet vs WoodCreek 6/22	Dual Meet vs Bella Casa 6/29	Dual Meet vs TCC 7/6	Virtual Meet vs Park Village 7/13	Dual Meet @ Weldon Ridge 7/20	Amount Improved	% Improved	Summary
50 Back	35.17 	33.83 	33.24 	33.26		34.46	1.93	5.49%	5  3 
50 Breast	39.97 		39.45 	39.25 		39.78	0.72	1.80%	3 
50 Fly	34.52 	35.72	35.26	33.48 		32.15 	2.37	6.87%	2  3 
50 Free	27.01 	26.82 	26.68 	26.64 	27.85	26.10 	0.91	3.37%	9  5 
<b>Totals</b>	7  4 	1  2 	4  3 	3 	1 	3  2 	5.93	4.38%	16  14 

 Improved time  Points scored

\* Indicates converted time. All times displayed as Y - Short Course Yards (25yd) equivalent.

## Greene, Kelyn (12)

Event	Virtual Meet vs Amberly 6/15	Dual Meet vs WoodCreek 6/22	Dual Meet vs Bella Casa 6/29	Dual Meet vs TCC 7/6	Virtual Meet vs Park Village 7/13	Dual Meet @ Weldon Ridge 7/20	Amount Improved	% Improved	Summary
50 Back	48.21	47.67	--			49.50	0.54	1.12%	1  2
50 Breast	50.98	50.37	51.03			50.96	0.61	1.20%	2
50 Fly	50.14	--	53.62			52.78	--	0.00%	1
50 Free	38.38	36.32	38.05			41.22	2.06	5.37%	2
<b>Totals</b>	4	3				1	3.21	1.92%	1  7

Improved time Points scored

\* Indicates converted time. All times displayed as Y - Short Course Yards (25yd) equivalent.

## Gummadi, Ishaanvi (15)

Event	Virtual Meet vs Amberly 6/15	Dual Meet vs WoodCreek 6/22	Dual Meet vs Bella Casa 6/29	Dual Meet vs TCC 7/6	Virtual Meet vs Park Village 7/13	Dual Meet @ Weldon Ridge 7/20	Amount Improved	% Improved	Summary
50 Back	38.86		39.67	41.63	38.69	40.13	0.17	0.44%	1  2
50 Breast	43.46	43.47	42.96	42.92	42.91	43.53	0.55	1.27%	11  4
50 Fly	35.67	35.51	36.14	35.52	35.00	37.03	0.67	1.88%	7  3
50 Free	33.36	33.06			33.51	31.97	1.39	4.17%	6  3
<b>Totals</b>	2  4	2  2	5  1	4  1	1  3	11  1	2.78	1.94%	25  12

Improved time Points scored

\* Indicates converted time. All times displayed as Y - Short Course Yards (25yd) equivalent.
























## Gummadi, Tejasvi (10)

Event	Virtual Meet vs Amberly 6/15	Dual Meet vs WoodCreek 6/22	Dual Meet vs Bella Casa 6/29	Dual Meet vs TCC 7/6	Virtual Meet vs Park Village 7/13	Dual Meet @ Weldon Ridge 7/20	Amount Improved	% Improved	Summary
25 Back	39.89		34.46	30.52	29.44	26.18	13.71	34.37%	5
25 Breast	41.22		43.32	42.33	40.72	37.03	4.19	10.16%	3
25 Fly	42.68		41.18	41.64	37.50	32.09	10.59	24.81%	4
25 Free	26.98		25.97	26.32	27.75	23.03	3.95	14.64%	3
<b>Totals</b>	4		3	1	3	4	32.44	21.00%	15

Improved time

\* Indicates converted time. All times displayed as Y - Short Course Yards (25yd) equivalent.




























## Hayward, Amelia (13)

Event	Virtual Meet vs Amberly 6/15	Dual Meet vs WoodCreek 6/22	Dual Meet vs Bella Casa 6/29	Dual Meet vs TCC 7/6	Virtual Meet vs Park Village 7/13	Dual Meet @ Weldon Ridge 7/20	Amount Improved	% Improved	Summary
50 Back	37.72 		36.18 	38.13		37.43	1.54	4.08%	12  2 
50 Breast	46.80 		44.97 	45.36		50.72	1.83	3.91%	2 
50 Fly	37.59 		35.58 	37.57		37.25	2.01	5.35%	9  2 
50 Free	31.72 		29.98 	30.54		32.10	1.74	5.49%	1  2 
<b>Totals</b>	6  4 		6  4 	1 		9 	7.12	4.71%	22  8 

 Improved time  Points scored

\* Indicates converted time. All times displayed as Y - Short Course Yards (25yd) equivalent.


















## Hayward, George (14)

Event	Virtual Meet vs Amberly 6/15	Dual Meet vs WoodCreek 6/22	Dual Meet vs Bella Casa 6/29	Dual Meet vs TCC 7/6	Virtual Meet vs Park Village 7/13	Dual Meet @ Weldon Ridge 7/20	Amount Improved	% Improved	Summary
50 Back	33.46 	33.95	33.57		35.62	34.50	--	0.00%	13  1 
50 Breast	40.17 	40.04 	38.88 		38.47 	39.53	1.70	4.23%	2  4 
50 Fly	36.79 	36.79	36.85		35.72 	36.32	1.07	2.91%	2 
50 Free	29.87 	29.36 	29.66		30.83	29.94	0.51	1.71%	2  2 
<b>Totals</b>	6  4 	1  2 	4  1 		5  2 	1 	3.28	2.21%	17  9 

 Improved time  Points scored

\* Indicates converted time. All times displayed as Y - Short Course Yards (25yd) equivalent.























## Herrick, Justin (11)

Event	Virtual Meet vs Amberly 6/15	Dual Meet vs WoodCreek 6/22	Dual Meet vs Bella Casa 6/29	Dual Meet vs TCC 7/6	Virtual Meet vs Park Village 7/13	Dual Meet @ Weldon Ridge 7/20	Amount Improved	% Improved	Summary
50 Back			1:02.16 	50.69 		54.34	11.47	18.45%	2 
50 Breast			1:07.13 	1:01.89 		1:06.03	5.24	7.81%	2 
50 Fly			1:06.07 	55.09 		52.10 	13.97	21.14%	3 
50 Free			43.60 	42.31 		43.16	1.29	2.96%	2 
<b>Totals</b>			4 	4 		1 	31.97	12.59%	9 

 Improved time

\* Indicates converted time. All times displayed as Y - Short Course Yards (25yd) equivalent.




















## Herrick, Tyler (14)

Event	Virtual Meet vs Amberly 6/15	Dual Meet vs WoodCreek 6/22	Dual Meet vs Bella Casa 6/29	Dual Meet vs TCC 7/6	Virtual Meet vs Park Village 7/13	Dual Meet @ Weldon Ridge 7/20	Amount Improved	% Improved	Summary
50 Back			38.52 	38.14 	39.22	38.53	0.38	0.99%	1  2 
50 Breast			45.26 	44.85 	46.00	43.81 	1.45	3.20%	3 
50 Fly			39.09 	36.91 	39.06	36.16 	2.93	7.50%	3 
50 Free			31.70 	31.38 	31.51	31.10 	0.60	1.89%	3 
Totals			4 	4 	1 	3 	5.36	3.39%	1  11 

 Improved time  Points scored

\* Indicates converted time. All times displayed as Y - Short Course Yards (25yd) equivalent.













## Homan, Wayne (12)













Event	Virtual Meet vs Amberly 6/15	Dual Meet vs WoodCreek 6/22	Dual Meet vs Bella Casa 6/29	Dual Meet vs TCC 7/6	Virtual Meet vs Park Village 7/13	Dual Meet @ Weldon Ridge 7/20	Amount Improved	% Improved	Summary
50 Back	1:15.70 	1:02.85 	1:03.18	1:06.76	1:05.99	1:00.76 	14.94	19.74%	3 
50 Breast	1:12.68 	1:14.02	1:14.50	1:29.56	--	1:11.32 	1.36	1.87%	2 
50 Fly	1:10.86 		1:21.92	1:27.14	--	1:16.25	--	0.00%	1 
50 Free	1:05.91 	1:01.33 	1:01.43	58.83 	1:01.89	55.37 	10.54	15.99%	4 
Totals	4 	2 		1 		3 	26.84	9.40%	10 

 Improved time

\* Indicates converted time. All times displayed as Y - Short Course Yards (25yd) equivalent.

## Jackson, Brooke (11)























Event	Virtual Meet vs Amberly 6/15	Dual Meet vs WoodCreek 6/22	Dual Meet vs Bella Casa 6/29	Dual Meet vs TCC 7/6	Virtual Meet vs Park Village 7/13	Dual Meet @ Weldon Ridge 7/20	Amount Improved	% Improved	Summary
50 Back		53.44 	--		57.45	57.15	--	0.00%	1 
50 Breast		1:01.68 	59.28 		54.81 	59.72	6.87	11.14%	3 
Totals		4 	2 		1 	1 	7.00	2.86%	1  7 

Event	Virtual Meet vs Amberly 6/15	Dual Meet vs WoodCreek 6/22	Dual Meet vs Bella Casa 6/29	Dual Meet vs TCC 7/6	Virtual Meet vs Park Village 7/13	Dual Meet @ Weldon Ridge 7/20	Amount Improved	% Improved	Summary
50 Fly		53.12 	55.84		54.25	58.38	--	0.00%	1  1 
50 Free		45.81 	45.68 		47.51	46.19	0.13	0.28%	2 
<b>Totals</b>		4 	2 		1 	1 	7.00	2.86%	1  7 

 Improved time    Points scored

\* Indicates converted time. All times displayed as Y - Short Course Yards (25yd) equivalent.










## Jackson, Garrett (11)

Event	Virtual Meet vs Amberly 6/15	Dual Meet vs WoodCreek 6/22	Dual Meet vs Bella Casa 6/29	Dual Meet vs TCC 7/6	Virtual Meet vs Park Village 7/13	Dual Meet @ Weldon Ridge 7/20	Amount Improved	% Improved	Summary
50 Back		48.49 	47.86 		52.03	51.28	0.63	1.30%	1  2 
50 Breast		1:01.40 	55.70 		56.16	58.81	5.70	9.28%	1  2 
50 Fly		--	51.90 		50.28 	56.10	1.62	3.12%	2 
50 Free		43.03 	41.16 		38.46 	41.25	4.57	10.62%	3 
<b>Totals</b>		1  3 	4 		2 	1 	12.52	6.08%	2  9 

 Improved time    Points scored

\* Indicates converted time. All times displayed as Y - Short Course Yards (25yd) equivalent.

## Jackson, Whitney (13)

Event	Virtual Meet vs Amberly 6/15	Dual Meet vs WoodCreek 6/22	Dual Meet vs Bella Casa 6/29	Dual Meet vs TCC 7/6	Virtual Meet vs Park Village 7/13	Dual Meet @ Weldon Ridge 7/20	Amount Improved	% Improved	Summary
50 Back		--	--				--	--	
50 Breast			52.46 				--	--	1 
50 Fly		39.97 	40.69				--	0.00%	1 
50 Free		35.04 	35.11				--	0.00%	1 
<b>Totals</b>		2 	1 				--	0.00%	3 

 Improved time

\* Indicates converted time. All times displayed as Y - Short Course Yards (25yd) equivalent.

## Jeltema, Mia Kate (13)



Event	Virtual Meet vs Amberly 6/15	Dual Meet vs WoodCreek 6/22	Dual Meet vs Bella Casa 6/29	Dual Meet vs TCC 7/6	Virtual Meet vs Park Village 7/13	Dual Meet @ Weldon Ridge 7/20	Amount Improved	% Improved	Summary
50 Back	30.95	31.01		30.25	29.86		1.09	3.52%	5  3
50 Breast	32.74	32.26	31.73	32.03	31.93		1.01	3.08%	25  3
50 Fly	28.15	28.28	27.80	27.99	26.94		1.21	4.30%	25  3
50 Free	26.01	26.10	26.11	25.72	25.24		0.77	2.96%	20  3
<b>Totals</b>	15  4	15  1	15  2	15  2	15  3		4.08	3.47%	75  12

Improved time Points scored

\* Indicates converted time. All times displayed as Y - Short Course Yards (25yd) equivalent.

## Jeltema, Dutch (7)

Event	Virtual Meet vs Amberly 6/15	Dual Meet vs WoodCreek 6/22	Dual Meet vs Bella Casa 6/29	Dual Meet vs TCC 7/6	Virtual Meet vs Park Village 7/13	Dual Meet @ Weldon Ridge 7/20	Amount Improved	% Improved	Summary
25 Back	25.75	25.16	22.08	--	25.05		3.67	14.25%	2  3
25 Breast	26.43	26.14	--	--	28.22		0.29	1.10%	6  2
25 Fly	28.17	--	24.37	23.17	24.57		5.00	17.75%	3
25 Free	21.64	20.19	21.12	19.88	19.61		2.03	9.38%	5  4
<b>Totals</b>	3  4	4  3	2  2	2	4  1		10.99	10.62%	13  12

Improved time Points scored

\* Indicates converted time. All times displayed as Y - Short Course Yards (25yd) equivalent.

## Jeltema, Tessa Jane (7)

Event	Virtual Meet vs Amberly 6/15	Dual Meet vs WoodCreek 6/22	Dual Meet vs Bella Casa 6/29	Dual Meet vs TCC 7/6	Virtual Meet vs Park Village 7/13	Dual Meet @ Weldon Ridge 7/20	Amount Improved	% Improved	Summary
25 Back	19.88	19.08	19.29	19.53	19.48		0.80	4.02%	20  2
25 Breast	21.54	21.38	20.31	20.59	21.43		1.23	5.71%	25  3
25 Fly	19.33	19.39	17.88	17.54			1.79	9.26%	20  3
25 Free	16.33	16.41	16.12	16.37	16.68		0.21	1.29%	10  2
<b>Totals</b>	15  4	15  2	15  3	15  1	15		4.03	5.07%	75  10

Improved time Points scored

\* Indicates converted time. All times displayed as Y - Short Course Yards (25yd) equivalent.

## Jothi, Yamin (13)

Event	Virtual Meet vs Amberly 6/15	Dual Meet vs WoodCreek 6/22	Dual Meet vs Bella Casa 6/29	Dual Meet vs TCC 7/6	Virtual Meet vs Park Village 7/13	Dual Meet @ Weldon Ridge 7/20	Amount Improved	% Improved	Summary
50 Back	47.01	51.06	46.69	46.13	47.67		0.88	1.87%	3
50 Breast	47.13	48.49	47.55	47.42	44.94		2.19	4.65%	2
50 Fly	49.50	47.86	45.77	45.43	44.34		5.16	10.42%	5
50 Free	33.15	33.34	32.92	32.24	32.25		0.91	2.75%	3
<b>Totals</b>	4	1	3	3	2		9.14	4.92%	13

Improved time

\* Indicates converted time. All times displayed as Y - Short Course Yards (25yd) equivalent.

## Lantz, Alexa (7)

Event	Virtual Meet vs Amberly 6/15	Dual Meet vs WoodCreek 6/22	Dual Meet vs Bella Casa 6/29	Dual Meet vs TCC 7/6	Virtual Meet vs Park Village 7/13	Dual Meet @ Weldon Ridge 7/20	Amount Improved	% Improved	Summary
25 Back	25.71			24.36	25.61	29.57	1.35	5.25%	8  2
25 Breast	--			32.10	31.53	30.66	1.44	4.49%	3
25 Fly	33.89			--	--	31.82	2.07	6.11%	5  2
25 Free	24.59			21.54	23.01	22.44	3.05	12.40%	14  2
<b>Totals</b>	6  3			8  3	4  1	9  2	7.91	7.06%	27  9

Improved time Points scored

\* Indicates converted time. All times displayed as Y - Short Course Yards (25yd) equivalent.
































## Lantz, Madelyn (5)

Event	Virtual Meet vs Amberly 6/15	Dual Meet vs WoodCreek 6/22	Dual Meet vs Bella Casa 6/29	Dual Meet vs TCC 7/6	Virtual Meet vs Park Village 7/13	Dual Meet @ Weldon Ridge 7/20	Amount Improved	% Improved	Summary
15 Back	28.93			20.75	18.89	20.13	10.04	34.70%	13  3
15 Breast	30.19			25.38	19.57	21.69	10.62	35.18%	9  3
15 Free	25.21			22.34	17.81	17.97	7.40	29.35%	6  3
<b>Totals</b>	2  3			10  3	10  3	6	28.06	33.08%	28  9

Improved time Points scored

\* Indicates converted time. All times displayed as Y - Short Course Yards (25yd) equivalent.



































## Lauchengco, Ethan (14)

Event	Virtual Meet vs Amberly 6/15	Dual Meet vs WoodCreek 6/22	Dual Meet vs Bella Casa 6/29	Dual Meet vs TCC 7/6	Virtual Meet vs Park Village 7/13	Dual Meet @ Weldon Ridge 7/20	Amount Improved	% Improved	Summary
50 Back		29.86 	29.25 	28.88 	29.08	30.44	0.98	3.28%	25  3 
50 Breast			34.13 	33.17 	33.50	32.91 	1.22	3.57%	6  3 
50 Fly		27.39 	26.97 	27.51	27.75	27.82	0.42	1.53%	15  2 
50 Free		25.56 	25.56	25.57	25.40 	24.94 	0.62	2.43%	9  3 
Totals		11  3 	11  3 	11  2 	11  1 	11  2 	3.24	2.70%	55  11 

 Improved time  Points scored

\* Indicates converted time. All times displayed as Y - Short Course Yards (25yd) equivalent.



























## Lewis, Hollie (10)

Event	Virtual Meet vs Amberly 6/15	Dual Meet vs WoodCreek 6/22	Dual Meet vs Bella Casa 6/29	Dual Meet vs TCC 7/6	Virtual Meet vs Park Village 7/13	Dual Meet @ Weldon Ridge 7/20	Amount Improved	% Improved	Summary
25 Back	19.62 	19.63		18.99 	18.58 	18.97	1.04	5.30%	10  3 
25 Breast	21.56 	20.97 		20.97	19.40 	21.28	2.16	10.02%	21  3 
25 Fly	17.58 	17.44 		17.06 	16.19 	17.03	1.39	7.91%	23  4 
25 Free	15.48 	15.60		14.94 	14.93 	14.72 	0.76	4.91%	13  4 
Totals	15  4 	11  2 		15  3 	13  4 	13  1 	5.35	7.03%	67  14 






























 Improved time  Points scored

\* Indicates converted time. All times displayed as Y - Short Course Yards (25yd) equivalent.






















## Liang, Kara (11)

Event	Virtual Meet vs Amberly 6/15	Dual Meet vs WoodCreek 6/22	Dual Meet vs Bella Casa 6/29	Dual Meet vs TCC 7/6	Virtual Meet vs Park Village 7/13	Dual Meet @ Weldon Ridge 7/20	Amount Improved	% Improved	Summary
50 Back	1:06.91 	1:05.47 	1:00.32 	1:05.26	1:03.55		6.59	9.85%	3 
50 Breast	1:03.17 	1:02.63 	1:01.66 	1:04.33	59.93 		3.24	5.13%	1  4 
50 Fly	1:11.06 	1:12.89	1:07.14 	1:06.54 	1:07.00		4.52	6.36%	3 
50 Free	47.57 	47.58	47.72	47.56 	50.90		0.01	0.02%	1  2 
Totals	4 	2 	3 	2  2 	1 		14.36	5.34%	2  12 















## Liang, Keen (8)














Event	Virtual Meet vs Amberly 6/15	Dual Meet vs WoodCreek 6/22	Dual Meet vs Bella Casa 6/29	Dual Meet vs TCC 7/6	Virtual Meet vs Park Village 7/13	Dual Meet @ Weldon Ridge 7/20	Amount Improved	% Improved	Summary
25 Back	45.47 	32.43 	32.17 	30.96 	29.68 	28.56 	16.91	37.19%	6 
25 Breast	42.22 	36.82 	39.27	38.06	--	35.03 	7.19	17.03%	3 
25 Fly	43.77 	36.01 	39.69	32.62 	31.12 	30.54 	13.23	30.23%	5 
25 Free	24.88 	21.99 	23.70	22.91	21.66 	20.75 	4.13	16.60%	4 
<b>Totals</b>	4 	4 	1 	2 	3 	4 	41.46	25.26%	18 

## Liang, Koda (13)

Event	Virtual Meet vs Amberly 6/15	Dual Meet vs WoodCreek 6/22	Dual Meet vs Bella Casa 6/29	Dual Meet vs TCC 7/6	Virtual Meet vs Park Village 7/13	Dual Meet @ Weldon Ridge 7/20	Amount Improved	% Improved	Summary
50 Back	50.17 	44.64 	42.61 	43.51	44.70	45.00	7.56	15.07%	3 
50 Breast	47.66 	47.70	48.58	47.45 	47.53	47.03 	0.63	1.32%	3 
50 Fly	40.42 	38.79 	37.93 	36.60 	38.37	37.16	3.82	9.45%	4 
50 Free	31.12 	32.16	32.93	32.32	31.81	34.31	--	0.00%	1 
<b>Totals</b>	4 	2 	2 	2 		1 	12.01	6.46%	11 

## Lipkin, Jack (9)















Event	Virtual Meet vs Amberly 6/15	Dual Meet vs WoodCreek 6/22	Dual Meet vs Bella Casa 6/29	Dual Meet vs TCC 7/6	Virtual Meet vs Park Village 7/13	Dual Meet @ Weldon Ridge 7/20	Amount Improved	% Improved	Summary
25 Back		34.61 	35.82	30.65 	29.62 		4.99	14.42%	3 
25 Breast		36.32 	35.22 	31.23 	30.19 		6.13	16.88%	4 
<b>Totals</b>		3 	2 	4 	4 		22.13	15.84%	13 

Event	Virtual Meet vs Amberly 6/15	Dual Meet vs WoodCreek 6/22	Dual Meet vs Bella Casa 6/29	Dual Meet vs TCC 7/6	Virtual Meet vs Park Village 7/13	Dual Meet @ Weldon Ridge 7/20	Amount Improved	% Improved	Summary
25 Fly		37.45 	38.80	31.95 	30.12 		7.33	19.57%	3 
25 Free			29.42 	26.22 	25.74 		3.68	12.51%	3 
<b>Totals</b>		3 	2 	4 	4 		22.13	15.84%	13 

 Improved time

\* Indicates converted time. All times displayed as Y - Short Course Yards (25yd) equivalent.















## Lipkin, Jenna (12)

Event	Virtual Meet vs Amberly 6/15	Dual Meet vs WoodCreek 6/22	Dual Meet vs Bella Casa 6/29	Dual Meet vs TCC 7/6	Virtual Meet vs Park Village 7/13	Dual Meet @ Weldon Ridge 7/20	Amount Improved	% Improved	Summary
50 Back				57.45 	58.58		--	0.00%	3  1 
50 Breast				1:05.68 			--	--	1 
50 Fly			45.41 				--	--	1 
50 Free				40.42 	41.84		--	0.00%	1 
<b>Totals</b>			1 	3  3 			--	0.00%	3  4 

 Improved time  Points scored

\* Indicates converted time. All times displayed as Y - Short Course Yards (25yd) equivalent.












## Lyons, Braden (8)

Event	Virtual Meet vs Amberly 6/15	Dual Meet vs WoodCreek 6/22	Dual Meet vs Bella Casa 6/29	Dual Meet vs TCC 7/6	Virtual Meet vs Park Village 7/13	Dual Meet @ Weldon Ridge 7/20	Amount Improved	% Improved	Summary
25 Back		32.20 	30.79 		29.52 		2.68	8.32%	3 
25 Breast		38.39 	41.73				--	0.00%	1 
25 Fly		32.31 	41.23				--	0.00%	1 
25 Free		24.29 	29.34		28.55		--	0.00%	1 
<b>Totals</b>		4 	1 		1 		2.68	2.08%	6 

 Improved time

\* Indicates converted time. All times displayed as Y - Short Course Yards (25yd) equivalent.


























## Lyons, Casey (9)

Event	Virtual Meet vs Amberly 6/15	Dual Meet vs WoodCreek 6/22	Dual Meet vs Bella Casa 6/29	Dual Meet vs TCC 7/6	Virtual Meet vs Park Village 7/13	Dual Meet @ Weldon Ridge 7/20	Amount Improved	% Improved	Summary
25 Back			37.70 		40.54		--	0.00%	1 
25 Breast		28.06 	29.04				--	0.00%	1 
25 Fly		29.72 	30.74				--	0.00%	1 
25 Free		--	25.57 		28.08		--	0.00%	1 
<b>Totals</b>		2 	2 				--	0.00%	4 

 Improved time

\* Indicates converted time. All times displayed as Y - Short Course Yards (25yd) equivalent.


















## MacLean, Adam (13)

Event	Virtual Meet vs Amberly 6/15	Dual Meet vs WoodCreek 6/22	Dual Meet vs Bella Casa 6/29	Dual Meet vs TCC 7/6	Virtual Meet vs Park Village 7/13	Dual Meet @ Weldon Ridge 7/20	Amount Improved	% Improved	Summary
50 Back	45.78 	42.26 	43.41	44.15	43.64	43.69	3.52	7.69%	2 
50 Breast	54.69 	53.02 	51.22 	51.06 	47.34 	50.40	7.35	13.44%	5 
50 Fly	50.52 	47.85 	49.44	50.19	45.44 	47.65	5.08	10.06%	3 
50 Free	37.62 		37.05 	37.28	36.97 	35.46 	2.16	5.74%	4 
<b>Totals</b>	4 	3 	2 	1 	3 	1 	18.11	9.23%	14 

 Improved time

\* Indicates converted time. All times displayed as Y - Short Course Yards (25yd) equivalent.
































## MacLean, Ethan (12)

Event	Virtual Meet vs Amberly 6/15	Dual Meet vs WoodCreek 6/22	Dual Meet vs Bella Casa 6/29	Dual Meet vs TCC 7/6	Virtual Meet vs Park Village 7/13	Dual Meet @ Weldon Ridge 7/20	Amount Improved	% Improved	Summary
50 Back	59.25 	59.00 	58.00 			1:03.84	1.25	2.11%	3 
50 Breast	59.45 	57.42 	59.88			1:03.28	2.03	3.41%	2 
50 Fly	1:11.23 		1:10.84 			1:18.84	0.39	0.55%	2 
50 Free	48.73 	45.31 	50.25			48.34	3.42	7.02%	2 
<b>Totals</b>	4 	3 	2 				7.09	3.27%	9 

 Improved time

\* Indicates converted time. All times displayed as Y - Short Course Yards (25yd) equivalent.











## Mills, Charlotte (6)

Event	Virtual Meet vs Amberly 6/15	Dual Meet vs WoodCreek 6/22	Dual Meet vs Bella Casa 6/29	Dual Meet vs TCC 7/6	Virtual Meet vs Park Village 7/13	Dual Meet @ Weldon Ridge 7/20	Amount Improved	% Improved	Summary
15 Back	34.55 	36.31	35.50	31.80 	29.52 	28.90 	5.65	16.35%	4 
15 Breast	33.00 	32.65 	25.41 	--	24.90 	--	8.10	24.55%	2  4 
15 Free	24.88 	22.59 	20.18 	23.19	18.26 	18.91	6.62	26.61%	18  4 
Totals	3  3 	4  2 	5  2 	3  1 	3  3 	2  1 	20.37	22.50%	20  12 

 Improved time  Points scored

\* Indicates converted time. All times displayed as Y - Short Course Yards (25yd) equivalent.

























## Mills, Eleanor (4)

Event	Virtual Meet vs Amberly 6/15	Dual Meet vs WoodCreek 6/22	Dual Meet vs Bella Casa 6/29	Dual Meet vs TCC 7/6	Virtual Meet vs Park Village 7/13	Dual Meet @ Weldon Ridge 7/20	Amount Improved	% Improved	Summary
15 Back							--	--	
15 Breast					38.87 		--	--	1 
15 Free				41.00 	37.98 	36.12 	4.88	11.90%	3 
Totals				1 	2 	1 	4.88	11.90%	4 

 Improved time

\* Indicates converted time. All times displayed as Y - Short Course Yards (25yd) equivalent.

















## Mintz, Charlie (10)

Event	Virtual Meet vs Amberly 6/15	Dual Meet vs WoodCreek 6/22	Dual Meet vs Bella Casa 6/29	Dual Meet vs TCC 7/6	Virtual Meet vs Park Village 7/13	Dual Meet @ Weldon Ridge 7/20	Amount Improved	% Improved	Summary
25 Back		24.21 		23.28 	25.25	24.97	0.93	3.84%	2 
25 Breast		22.29 		21.14 	20.43 	21.97	1.86	8.34%	20  3 
25 Fly				22.33 	23.54	26.75	--	0.00%	2  1 
25 Free		16.66 		16.41 	16.68	--	0.25	1.50%	12  2 
Totals		6  3 		9  4 	11  1 	8 	3.04	3.42%	34  8 

 Improved time  Points scored

\* Indicates converted time. All times displayed as Y - Short Course Yards (25yd) equivalent.


























## Mintz, Sloane (12)

Event	Virtual Meet vs Amberly 6/15	Dual Meet vs WoodCreek 6/22	Dual Meet vs Bella Casa 6/29	Dual Meet vs TCC 7/6	Virtual Meet vs Park Village 7/13	Dual Meet @ Weldon Ridge 7/20	Amount Improved	% Improved	Summary
50 Back		55.19 		59.13			--	0.00%	1  1 
50 Breast		51.96 		--			--	0.00%	1 
50 Fly		1:03.43 		--			--	0.00%	1 
50 Free		45.99 		44.98 			1.01	2.20%	3  2 
<b>Totals</b>		4 		4  1 			1.01	0.55%	4  5 

 Improved time    Points scored

\* Indicates converted time. All times displayed as Y - Short Course Yards (25yd) equivalent.



















## Monga-Gheewala, Arush (6)

Event	Virtual Meet vs Amberly 6/15	Dual Meet vs WoodCreek 6/22	Dual Meet vs Bella Casa 6/29	Dual Meet vs TCC 7/6	Virtual Meet vs Park Village 7/13	Dual Meet @ Weldon Ridge 7/20	Amount Improved	% Improved	Summary
15 Back	--	38.77 	51.40	36.34 		31.84 	6.93	17.87%	7  3 
15 Breast	46.81 	39.93 	32.91 	--		36.79	13.90	29.69%	5  3 
15 Free	36.38 	34.14 	31.64 	31.36 		34.31	5.02	13.80%	4 
<b>Totals</b>	2 	1  3 	6  2 	5  2 		1 	25.85	20.46%	12  10 

 Improved time    Points scored

\* Indicates converted time. All times displayed as Y - Short Course Yards (25yd) equivalent.

## Moore, Riley (9)
















Event	Virtual Meet vs Amberly 6/15	Dual Meet vs WoodCreek 6/22	Dual Meet vs Bella Casa 6/29	Dual Meet vs TCC 7/6	Virtual Meet vs Park Village 7/13	Dual Meet @ Weldon Ridge 7/20	Amount Improved	% Improved	Summary
25 Back		37.88 	41.78	41.15	34.58 	35.69	3.30	8.71%	2 
25 Breast		49.18 	37.12 	41.86	43.25	43.90	12.06	24.52%	2 
25 Fly				51.81 	53.59	45.88 	5.93	11.45%	2 
25 Free		26.06 	26.91	26.14	23.80 	23.82	2.26	8.67%	2 
<b>Totals</b>		3 	1 	1 	2 	1 	23.55	13.34%	8 

 Improved time

\* Indicates converted time. All times displayed as Y - Short Course Yards (25yd) equivalent.

## Morris, Ian (13)




























Event	Virtual Meet vs Amberly 6/15	Dual Meet vs WoodCreek 6/22	Dual Meet vs Bella Casa 6/29	Dual Meet vs TCC 7/6	Virtual Meet vs Park Village 7/13	Dual Meet @ Weldon Ridge 7/20	Amount Improved	% Improved	Summary
50 Back		43.84 	44.84		49.18	44.50	--	0.00%	1 
50 Breast		1:01.05 	56.81 		55.53 	56.65	5.52	9.04%	3 
50 Fly		51.42 	49.22 		51.19	50.12	2.20	4.28%	2 
50 Free			35.56 		35.97	35.84	--	0.00%	1 
<b>Totals</b>		3 	3 		1 		7.72	3.33%	7 

 Improved time

\* Indicates converted time. All times displayed as Y - Short Course Yards (25yd) equivalent.







## Morris, Kelcey (13)

Event	Virtual Meet vs Amberly 6/15	Dual Meet vs WoodCreek 6/22	Dual Meet vs Bella Casa 6/29	Dual Meet vs TCC 7/6	Virtual Meet vs Park Village 7/13	Dual Meet @ Weldon Ridge 7/20	Amount Improved	% Improved	Summary
50 Back		36.21 	35.32 		35.41	36.42	0.89	2.46%	11  2 
50 Breast		41.18 	41.80		39.63 	42.63	1.55	3.76%	10  2 
50 Fly		38.03 	37.71 		35.34 	39.50	2.69	7.07%	4  3 
50 Free		29.94 	30.56		30.10	31.06	--	0.00%	10  1 
<b>Totals</b>		2  4 	9  2 		7  2 	17 	5.13	3.32%	35  8 

 Improved time  Points scored

\* Indicates converted time. All times displayed as Y - Short Course Yards (25yd) equivalent.








## Nagi, Adino (9)

Event	Virtual Meet vs Amberly 6/15	Dual Meet vs WoodCreek 6/22	Dual Meet vs Bella Casa 6/29	Dual Meet vs TCC 7/6	Virtual Meet vs Park Village 7/13	Dual Meet @ Weldon Ridge 7/20	Amount Improved	% Improved	Summary
25 Back					28.07 		--	--	1 
25 Breast							--	--	
25 Fly							--	--	
25 Free					23.65 		--	--	1 
<b>Totals</b>					2 		--	--	2 

 Improved time

\* Indicates converted time. All times displayed as Y - Short Course Yards (25yd) equivalent.
















## Nagi, Ma'ayan (6)

Event	Virtual Meet vs Amberly 6/15	Dual Meet vs WoodCreek 6/22	Dual Meet vs Bella Casa 6/29	Dual Meet vs TCC 7/6	Virtual Meet vs Park Village 7/13	Dual Meet @ Weldon Ridge 7/20	Amount Improved	% Improved	Summary
15 Back					--		--	--	
15 Breast							--	--	
15 Free					17.71 		--	--	5  1 
Totals					5  1 		--	--	5  1 

 Improved time  Points scored

\* Indicates converted time. All times displayed as Y - Short Course Yards (25yd) equivalent.





















## Ng, Edward (6)

Event	Virtual Meet vs Amberly 6/15	Dual Meet vs WoodCreek 6/22	Dual Meet vs Bella Casa 6/29	Dual Meet vs TCC 7/6	Virtual Meet vs Park Village 7/13	Dual Meet @ Weldon Ridge 7/20	Amount Improved	% Improved	Summary
15 Back				50.63 	39.19 	31.72 	18.91	37.35%	3 
15 Breast						33.62 	--	--	1 
15 Free		51.12 	41.35 	--	--	45.42	9.77	19.11%	2 
Totals		1 	1 	1 	1 	2 	28.68	28.23%	6 

 Improved time

\* Indicates converted time. All times displayed as Y - Short Course Yards (25yd) equivalent.

## Ng, Leander (4)

Event	Virtual Meet vs Amberly 6/15	Dual Meet vs WoodCreek 6/22	Dual Meet vs Bella Casa 6/29	Dual Meet vs TCC 7/6	Virtual Meet vs Park Village 7/13	Dual Meet @ Weldon Ridge 7/20	Amount Improved	% Improved	Summary
15 Back				1:06.04 	37.86 	30.88 	35.16	53.24%	1  3 
15 Breast						36.69 	--	--	1 
15 Free		1:02.04 	46.56 	--	39.44 	33.62 	28.42	45.81%	4 
Totals		1 	1 	1 	1  2 	3 	1:03.58	49.52%	1  8 

 Improved time  Points scored

\* Indicates converted time. All times displayed as Y - Short Course Yards (25yd) equivalent.

## Prabhala, Amoolya (10)

Event	Virtual Meet vs Amberly 6/15	Dual Meet vs WoodCreek 6/22	Dual Meet vs Bella Casa 6/29	Dual Meet vs TCC 7/6	Virtual Meet vs Park Village 7/13	Dual Meet @ Weldon Ridge 7/20	Amount Improved	% Improved	Summary
25 Back	34.61	33.41	29.92	29.02	29.35	27.31	7.30	21.09%	5
25 Breast	41.75	41.53	--	33.05	--	29.37	12.38	29.65%	4
25 Fly	39.59		34.53	33.63	30.41	28.63	10.96	27.68%	5
25 Free	26.54	29.81	28.06	27.31	25.77	24.75	1.79	6.74%	3
Totals	4	2	2	3	2	4	32.43	21.29%	17

Improved time

\* Indicates converted time. All times displayed as Y - Short Course Yards (25yd) equivalent.

## Pradhan, Aarush (9)

Event	Virtual Meet vs Amberly 6/15	Dual Meet vs WoodCreek 6/22	Dual Meet vs Bella Casa 6/29	Dual Meet vs TCC 7/6	Virtual Meet vs Park Village 7/13	Dual Meet @ Weldon Ridge 7/20	Amount Improved	% Improved	Summary
25 Back			35.04		37.09	32.43	2.61	7.45%	2
25 Breast			29.93		28.56	28.34	1.59	5.31%	3
25 Fly			31.96		30.72	29.91	2.05	6.41%	3
25 Free			25.92		26.53	24.87	1.05	4.05%	2
Totals			4		2	4	7.30	5.81%	10

Improved time

\* Indicates converted time. All times displayed as Y - Short Course Yards (25yd) equivalent.

## Robottom, Berk (12)

Event	Virtual Meet vs Amberly 6/15	Dual Meet vs WoodCreek 6/22	Dual Meet vs Bella Casa 6/29	Dual Meet vs TCC 7/6	Virtual Meet vs Park Village 7/13	Dual Meet @ Weldon Ridge 7/20	Amount Improved	% Improved	Summary
50 Back	1:22.93	1:10.86					12.07	14.55%	2
50 Breast	1:08.13	1:08.40					--	0.00%	1
50 Fly	1:09.16						--	--	1
50 Free	48.41	45.35					3.06	6.32%	2
Totals	4	2					15.13	6.96%	6

Improved time

\* Indicates converted time. All times displayed as Y - Short Course Yards (25yd) equivalent.

## Robottom, Quinn (8)

Event	Virtual Meet vs Amberly 6/15	Dual Meet vs WoodCreek 6/22	Dual Meet vs Bella Casa 6/29	Dual Meet vs TCC 7/6	Virtual Meet vs Park Village 7/13	Dual Meet @ Weldon Ridge 7/20	Amount Improved	% Improved	Summary
25 Back	37.78	32.50	31.93	29.14		32.02	8.64	22.87%	4
25 Breast	31.07	33.07	30.64	--		31.65	0.43	1.38%	6  2
25 Fly	35.29	28.52	31.60	36.49		33.35	6.77	19.18%	11  2
25 Free	26.70	24.65	25.05	27.15		27.81	2.05	7.68%	9  2
<b>Totals</b>	2  4	11  3	7  2	4  1		2	17.89	12.78%	26  10

Improved time   Points scored

\* Indicates converted time. All times displayed as Y - Short Course Yards (25yd) equivalent.

## Rossilli, Bobby (15)

Event	Virtual Meet vs Amberly 6/15	Dual Meet vs WoodCreek 6/22	Dual Meet vs Bella Casa 6/29	Dual Meet vs TCC 7/6	Virtual Meet vs Park Village 7/13	Dual Meet @ Weldon Ridge 7/20	Amount Improved	% Improved	Summary
50 Back	42.89		43.52				--	0.00%	1
50 Breast	40.26	40.76	42.07				--	0.00%	1
50 Fly	41.13	40.46	37.70				3.43	8.34%	3
50 Free	29.69	30.55	29.23				0.46	1.55%	2
<b>Totals</b>	4	1	2				3.89	2.47%	7

Improved time

\* Indicates converted time. All times displayed as Y - Short Course Yards (25yd) equivalent.


























## Saldanha, Julian (12)

Event	Virtual Meet vs Amberly 6/15	Dual Meet vs WoodCreek 6/22	Dual Meet vs Bella Casa 6/29	Dual Meet vs TCC 7/6	Virtual Meet vs Park Village 7/13	Dual Meet @ Weldon Ridge 7/20	Amount Improved	% Improved	Summary
50 Back	46.16	43.39	44.03	41.89		43.00	4.27	9.25%	6  3
50 Breast	54.88	49.62	50.00	53.22		51.31	5.26	9.58%	9  2
50 Fly	52.26		51.10	--		48.85	3.41	6.53%	3
50 Free	38.71	36.63	37.15	38.01		39.00	2.08	5.37%	3  2
<b>Totals</b>	1  4	7  3	1  1	6  1		3  1	15.02	7.68%	18  10

 Improved time    Points scored

\* Indicates converted time. All times displayed as Y - Short Course Yards (25yd) equivalent.





























## Salim, Amaya (10)

Event	Virtual Meet vs Amberly 6/15	Dual Meet vs WoodCreek 6/22	Dual Meet vs Bella Casa 6/29	Dual Meet vs TCC 7/6	Virtual Meet vs Park Village 7/13	Dual Meet @ Weldon Ridge 7/20	Amount Improved	% Improved	Summary
25 Back	48.85 	48.64 		46.19 	48.76	45.56 	3.29	6.73%	4 
25 Breast	40.21 	36.96 		35.07 	36.38	36.53	5.14	12.78%	1  3 
25 Fly	43.12 			36.86 	40.00	35.81 	7.31	16.95%	3 
25 Free	26.41 	28.17		24.71 	27.81	24.06 	2.35	8.90%	3 
<b>Totals</b>	4 	2 		1  4 		3 	18.09	11.34%	1  13 

 Improved time    Points scored

\* Indicates converted time. All times displayed as Y - Short Course Yards (25yd) equivalent.














## Salim, Kiaan (8)


















Event	Virtual Meet vs Amberly 6/15	Dual Meet vs WoodCreek 6/22	Dual Meet vs Bella Casa 6/29	Dual Meet vs TCC 7/6	Virtual Meet vs Park Village 7/13	Dual Meet @ Weldon Ridge 7/20	Amount Improved	% Improved	Summary
25 Back	29.74 	31.31		27.55 	29.43	26.47 	3.27	11.00%	3 
25 Breast	34.42 	31.32 		33.88	30.25 	30.37	4.17	12.12%	3 
25 Fly	30.79 	27.75 		28.75	27.00 	27.60	3.79	12.31%	3 
25 Free	28.08 	23.64 		21.00 	20.26 	18.41 	9.67	34.44%	2  5 
<b>Totals</b>	4 	3 		2 	1  3 	1  2 	20.90	17.46%	2  14 

 Improved time    Points scored

\* Indicates converted time. All times displayed as Y - Short Course Yards (25yd) equivalent.

## Saurer, Lucas (7)



















Event	Virtual Meet vs Amberly 6/15	Dual Meet vs WoodCreek 6/22	Dual Meet vs Bella Casa 6/29	Dual Meet vs TCC 7/6	Virtual Meet vs Park Village 7/13	Dual Meet @ Weldon Ridge 7/20	Amount Improved	% Improved	Summary
25 Back	43.13 		46.48	47.26	36.41 	41.75	6.72	15.58%	2 
25 Breast	--		53.08 	36.12 	34.36 	37.75	18.72	35.27%	3 
<b>Totals</b>	3 		3 	2 	4 	2 	59.53	30.37%	14 

Event	Virtual Meet vs Amberly 6/15	Dual Meet vs WoodCreek 6/22	Dual Meet vs Bella Casa 6/29	Dual Meet vs TCC 7/6	Virtual Meet vs Park Village 7/13	Dual Meet @ Weldon Ridge 7/20	Amount Improved	% Improved	Summary
25 Fly	53.13 		40.93 	47.81	34.22 	31.04 	22.09	41.58%	4 
25 Free	41.32 		37.28 	34.28 	30.22 	29.32 	12.00	29.04%	5 
<b>Totals</b>	3 		3 	2 	4 	2 	59.53	30.37%	14 

 Improved time

\* Indicates converted time. All times displayed as Y - Short Course Yards (25yd) equivalent.














## Saurer, Noah (8)

Event	Virtual Meet vs Amberly 6/15	Dual Meet vs WoodCreek 6/22	Dual Meet vs Bella Casa 6/29	Dual Meet vs TCC 7/6	Virtual Meet vs Park Village 7/13	Dual Meet @ Weldon Ridge 7/20	Amount Improved	% Improved	Summary
25 Back	38.91 		34.14 	35.18	33.44 	35.78	5.47	14.06%	3 
25 Breast	38.71 		34.29 	37.45	38.41	37.91	4.42	11.42%	2 
25 Fly	37.88 		35.21 	35.34	35.66	33.22 	4.66	12.30%	3 
25 Free	25.42 		25.49	29.39	28.14	25.88	--	0.00%	1 
<b>Totals</b>	4 		3 		1 	1 	14.55	9.44%	9 

 Improved time

\* Indicates converted time. All times displayed as Y - Short Course Yards (25yd) equivalent.

## Scagnelli, Ava (13)

Event	Virtual Meet vs Amberly 6/15	Dual Meet vs WoodCreek 6/22	Dual Meet vs Bella Casa 6/29	Dual Meet vs TCC 7/6	Virtual Meet vs Park Village 7/13	Dual Meet @ Weldon Ridge 7/20	Amount Improved	% Improved	Summary
50 Back	53.01 						--	--	1 
50 Breast	1:09.80 				1:02.03 		7.77	11.13%	2 
50 Fly	1:15.21 						--	--	1 
50 Free	43.59 				43.25 		0.34	0.78%	2 
<b>Totals</b>	4 				2 		8.11	5.96%	6 

 Improved time

\* Indicates converted time. All times displayed as Y - Short Course Yards (25yd) equivalent.

## Seidel, Julia (18)

Event	Virtual Meet vs Amberly 6/15	Dual Meet vs WoodCreek 6/22	Dual Meet vs Bella Casa 6/29	Dual Meet vs TCC 7/6	Virtual Meet vs Park Village 7/13	Dual Meet @ Weldon Ridge 7/20	Amount Improved	% Improved	Summary
50 Back	33.17	32.62	32.26	33.41	32.66	34.28	0.91	2.74%	22  3
50 Breast	38.06	37.75				41.03	0.31	0.81%	11  2
50 Fly	30.30		30.75	30.91	29.81	33.06	0.49	1.62%	23  2
50 Free		27.84	31.48	28.50	28.94		--	0.00%	15  1
<b>Totals</b>	7  3	15  3	15  1	15	4  1	15	1.71	1.29%	71  8

Improved time   Points scored

\* Indicates converted time. All times displayed as Y - Short Course Yards (25yd) equivalent.

## Seidel, Paul (14)

Event	Virtual Meet vs Amberly 6/15	Dual Meet vs WoodCreek 6/22	Dual Meet vs Bella Casa 6/29	Dual Meet vs TCC 7/6	Virtual Meet vs Park Village 7/13	Dual Meet @ Weldon Ridge 7/20	Amount Improved	% Improved	Summary
50 Back	30.18			30.83		31.47	--	0.00%	1
50 Breast	31.48	32.50	31.00	31.20	30.94	31.03	0.54	1.72%	30  3
50 Fly	26.65	26.47	25.84	26.32	26.50	26.75	0.81	3.04%	30  3
50 Free	25.03	24.24	24.53	24.31	24.49	24.56	0.79	3.16%	30  2
<b>Totals</b>	15  4	15  2	15  2	15	15  1	15	2.14	1.98%	90  9

Improved time   Points scored

\* Indicates converted time. All times displayed as Y - Short Course Yards (25yd) equivalent.























## Shahin, Nikko (9)

Event	Virtual Meet vs Amberly 6/15	Dual Meet vs WoodCreek 6/22	Dual Meet vs Bella Casa 6/29	Dual Meet vs TCC 7/6	Virtual Meet vs Park Village 7/13	Dual Meet @ Weldon Ridge 7/20	Amount Improved	% Improved	Summary
25 Back	49.89						--	--	1
25 Breast	35.69	38.55			--		--	0.00%	1
25 Fly	31.89	37.99			34.40		--	0.00%	1
25 Free	24.26	23.28			22.34		1.92	7.91%	3
<b>Totals</b>	4	1			1		1.92	2.64%	6

Improved time

\* Indicates converted time. All times displayed as Y - Short Course Yards (25yd) equivalent.
















## Shumaker, Elijah (5)

Event	Virtual Meet vs Amberly 6/15	Dual Meet vs WoodCreek 6/22	Dual Meet vs Bella Casa 6/29	Dual Meet vs TCC 7/6	Virtual Meet vs Park Village 7/13	Dual Meet @ Weldon Ridge 7/20	Amount Improved	% Improved	Summary
15 Back	43.08 	47.28	33.22 		--	35.87	9.86	22.89%	4  2 
15 Breast	56.31 	--				--	--	0.00%	3  1 
15 Free	45.79 	47.62	43.45 		36.29 	29.71 	16.08	35.12%	1  4 
<b>Totals</b>	3  3 		3  2 		1 	2  1 	25.94	19.33%	8  7 

 Improved time  Points scored

\* Indicates converted time. All times displayed as Y - Short Course Yards (25yd) equivalent.
























## Stafford, Tripp (13)

Event	Virtual Meet vs Amberly 6/15	Dual Meet vs WoodCreek 6/22	Dual Meet vs Bella Casa 6/29	Dual Meet vs TCC 7/6	Virtual Meet vs Park Village 7/13	Dual Meet @ Weldon Ridge 7/20	Amount Improved	% Improved	Summary
50 Back		41.98 	43.14	43.75	44.63		--	0.00%	1 
50 Breast		46.53 	47.71	46.84			--	0.00%	1 
50 Fly			50.96 	48.89 			2.07	4.06%	2 
50 Free			34.54 	34.80	34.07 		0.47	1.36%	2 
<b>Totals</b>		2 	2 	1 	1 		2.54	1.36%	6 

 Improved time

\* Indicates converted time. All times displayed as Y - Short Course Yards (25yd) equivalent.

## Torres, Julia (13)


























Event	Virtual Meet vs Amberly 6/15	Dual Meet vs WoodCreek 6/22	Dual Meet vs Bella Casa 6/29	Dual Meet vs TCC 7/6	Virtual Meet vs Park Village 7/13	Dual Meet @ Weldon Ridge 7/20	Amount Improved	% Improved	Summary
50 Back	44.15 	44.11 		45.48	--	47.34	0.04	0.09%	2  2 
50 Breast	57.90 	51.78 		--	53.16	52.47	6.12	10.57%	3  2 
50 Fly	49.13 	42.58 		45.82	41.88 	43.62	7.25	14.76%	3 
50 Free	36.75 	36.21 		36.84	33.98 	36.63	2.77	7.54%	3 
<b>Totals</b>	1  4 	4 			2 	4 	16.18	8.24%	5  10 

 Improved time  Points scored

\* Indicates converted time. All times displayed as Y - Short Course Yards (25yd) equivalent.





















## Trivedi, Ria (15)

Event	Virtual Meet vs Amberly 6/15	Dual Meet vs WoodCreek 6/22	Dual Meet vs Bella Casa 6/29	Dual Meet vs TCC 7/6	Virtual Meet vs Park Village 7/13	Dual Meet @ Weldon Ridge 7/20	Amount Improved	% Improved	Summary
50 Back		43.33 	42.81 	41.69 		43.06	1.64	3.78%	1  3 
50 Breast		--	47.54 	45.16 		46.22	2.38	5.01%	1  2 
50 Fly		45.28 		44.48 		42.60 	2.68	5.92%	3 
50 Free		36.90 	37.14	35.15 		35.94	1.75	4.74%	2  2 
<b>Totals</b>		3 	2  2 	4 		2  1 	8.45	4.86%	4  10 

 Improved time  Points scored

\* Indicates converted time. All times displayed as Y - Short Course Yards (25yd) equivalent.
































## Williams, Maddie (5)

Event	Virtual Meet vs Amberly 6/15	Dual Meet vs WoodCreek 6/22	Dual Meet vs Bella Casa 6/29	Dual Meet vs TCC 7/6	Virtual Meet vs Park Village 7/13	Dual Meet @ Weldon Ridge 7/20	Amount Improved	% Improved	Summary
15 Back	1:04.21 	37.94 	40.97	34.29 		33.75 	30.46	47.44%	4 
15 Breast	36.83 	45.82	45.70	42.59		31.87 	4.96	13.47%	2 
15 Free	48.56 	52.01	45.34 	45.63		35.44 	13.12	27.02%	3 
<b>Totals</b>	3 	1 	1 	1 		3 	48.54	29.31%	9 

 Improved time

\* Indicates converted time. All times displayed as Y - Short Course Yards (25yd) equivalent.















## Williams, Morgan (8)

Event	Virtual Meet vs Amberly 6/15	Dual Meet vs WoodCreek 6/22	Dual Meet vs Bella Casa 6/29	Dual Meet vs TCC 7/6	Virtual Meet vs Park Village 7/13	Dual Meet @ Weldon Ridge 7/20	Amount Improved	% Improved	Summary
25 Back	35.78 	30.35 	34.32	39.81	33.54	31.19	5.43	15.18%	3  2 
25 Breast	38.50 	38.36 	35.64 	33.18 	29.91 	31.16	8.59	22.31%	3  5 
25 Fly	38.44 	--	35.48 	36.33	35.50	26.34 	12.10	31.48%	1  3 
25 Free	32.53 	31.10 	31.66	32.85	32.12	29.66 	2.87	8.82%	3 
<b>Totals</b>	4 	3  3 	1  2 	1 	1 	3  2 	28.99	19.45%	7  13 

 Improved time  Points scored

\* Indicates converted time. All times displayed as Y - Short Course Yards (25yd) equivalent.

















## Winberry, Anne (5)

Event	Virtual Meet vs Amberly 6/15	Dual Meet vs WoodCreek 6/22	Dual Meet vs Bella Casa 6/29	Dual Meet vs TCC 7/6	Virtual Meet vs Park Village 7/13	Dual Meet @ Weldon Ridge 7/20	Amount Improved	% Improved	Summary
15 Back			30.07 	32.71	36.22		--	0.00%	1 
15 Breast			38.35 	34.15 	24.22 		14.13	36.84%	3 
15 Free			23.74 	23.55 	20.45 		3.29	13.86%	3 
<b>Totals</b>			3 	2 	2 		17.42	16.90%	7 

 Improved time

\* Indicates converted time. All times displayed as Y - Short Course Yards (25yd) equivalent.




































## Winberry, Colin (7)

Event	Virtual Meet vs Amberly 6/15	Dual Meet vs WoodCreek 6/22	Dual Meet vs Bella Casa 6/29	Dual Meet vs TCC 7/6	Virtual Meet vs Park Village 7/13	Dual Meet @ Weldon Ridge 7/20	Amount Improved	% Improved	Summary
25 Back			56.79 	48.29 	42.88 		13.91	24.49%	3 
25 Breast			42.78 	37.94 	42.84		4.84	11.31%	2 
25 Fly			49.95 	46.55 	56.43		3.40	6.81%	2 
25 Free			32.26 	34.32	34.48		--	0.00%	1 
<b>Totals</b>			4 	3 	1 		22.15	10.65%	8 

 Improved time

\* Indicates converted time. All times displayed as Y - Short Course Yards (25yd) equivalent.























## Wu, Levin (15)

Event	Virtual Meet vs Amberly 6/15	Dual Meet vs WoodCreek 6/22	Dual Meet vs Bella Casa 6/29	Dual Meet vs TCC 7/6	Virtual Meet vs Park Village 7/13	Dual Meet @ Weldon Ridge 7/20	Amount Improved	% Improved	Summary
50 Back	29.81 	28.21 	27.90 	27.56 	28.41	28.60	2.25	7.55%	23  4 
50 Breast	31.37 	31.23 	30.70 	30.14 	30.97	32.10	1.23	3.92%	26  4 
50 Fly	27.82 	27.96	26.80 	27.33	27.25	28.69	1.02	3.67%	17  2 
50 Free	25.68 		24.74 	24.57 	24.56 	24.81	1.12	4.36%	10  4 
<b>Totals</b>	15  4 	11  2 	15  4 	9  3 	11  1 	15 	5.62	4.87%	76  14 

 Improved time  Points scored

\* Indicates converted time. All times displayed as Y - Short Course Yards (25yd) equivalent.






















## Wu, Zoey (6)

Event	Virtual Meet vs Amberly 6/15	Dual Meet vs WoodCreek 6/22	Dual Meet vs Bella Casa 6/29	Dual Meet vs TCC 7/6	Virtual Meet vs Park Village 7/13	Dual Meet @ Weldon Ridge 7/20	Amount Improved	% Improved	Summary
15 Back	35.54 	57.44	50.75	51.56		54.72	--	0.00%	1  1 
15 Breast	35.58 	35.18 	31.62 	27.41 		27.06 	8.52	23.95%	5 
15 Free	31.75 	29.40 	31.84	25.96 		23.00 	8.75	27.56%	4 
<b>Totals</b>	3 	1  2 	1 	2 		2 	17.27	17.17%	1  10 

 Improved time  Points scored

\* Indicates converted time. All times displayed as Y - Short Course Yards (25yd) equivalent.





















## Wyant, Ben (9)

Event	Virtual Meet vs Amberly 6/15	Dual Meet vs WoodCreek 6/22	Dual Meet vs Bella Casa 6/29	Dual Meet vs TCC 7/6	Virtual Meet vs Park Village 7/13	Dual Meet @ Weldon Ridge 7/20	Amount Improved	% Improved	Summary
25 Back	33.14 		35.15		30.69 	27.94 	5.20	15.69%	3 
25 Breast	35.63 	37.68	32.62 		36.38	32.50 	3.13	8.78%	3 
25 Fly	31.05 	32.65	31.84		39.31	28.00 	3.05	9.82%	2 
25 Free	26.12 		26.07 		23.36 	22.04 	4.08	15.62%	4 
<b>Totals</b>	4 		2 		2 	4 	15.46	12.48%	12 

 Improved time

\* Indicates converted time. All times displayed as Y - Short Course Yards (25yd) equivalent.

## Wyant, Kate (7)

Event	Virtual Meet vs Amberly 6/15	Dual Meet vs WoodCreek 6/22	Dual Meet vs Bella Casa 6/29	Dual Meet vs TCC 7/6	Virtual Meet vs Park Village 7/13	Dual Meet @ Weldon Ridge 7/20	Amount Improved	% Improved	Summary
25 Back	42.50 	36.11 	--		35.67 	33.25 	9.25	21.76%	4 
25 Breast	46.04 	40.87 	43.40		40.59 	39.66 	6.38	13.86%	4 
25 Fly	48.23 	39.62 	--		50.37	44.78	8.61	17.85%	2 
25 Free	32.47 	33.67	--		42.48	36.07	--	0.00%	1 
<b>Totals</b>	4 	3 			2 	2 	24.24	13.37%	11 

 Improved time

\* Indicates converted time. All times displayed as Y - Short Course Yards (25yd) equivalent.

## Xiao, Carlin (4)

Event	Virtual Meet vs Amberly 6/15	Dual Meet vs WoodCreek 6/22	Dual Meet vs Bella Casa 6/29	Dual Meet vs TCC 7/6	Virtual Meet vs Park Village 7/13	Dual Meet @ Weldon Ridge 7/20	Amount Improved	% Improved	Summary
15 Back							--	--	
15 Breast							--	--	
15 Free							--	--	
<b>Totals</b>							--	--	

\* Indicates converted time. All times displayed as Y - Short Course Yards (25yd) equivalent.

## Xue, Brady (10)

Event	Virtual Meet vs Amberly 6/15	Dual Meet vs WoodCreek 6/22	Dual Meet vs Bella Casa 6/29	Dual Meet vs TCC 7/6	Virtual Meet vs Park Village 7/13	Dual Meet @ Weldon Ridge 7/20	Amount Improved	% Improved	Summary
25 Back	20.09	18.90	18.28				1.81	9.01%	9  3
25 Breast	25.83		22.82				3.01	11.65%	2
25 Fly	18.18	17.78	18.07				0.40	2.20%	5  2
25 Free	15.95	16.07	16.00				--	0.00%	11  1
<b>Totals</b>	7  4	9  2	9  2				5.22	5.72%	25  8

Improved time Points scored

\* Indicates converted time. All times displayed as Y - Short Course Yards (25yd) equivalent.

## Xue, Ryan (10)

Event	Virtual Meet vs Amberly 6/15	Dual Meet vs WoodCreek 6/22	Dual Meet vs Bella Casa 6/29	Dual Meet vs TCC 7/6	Virtual Meet vs Park Village 7/13	Dual Meet @ Weldon Ridge 7/20	Amount Improved	% Improved	Summary
25 Back		24.96	25.30	27.19	26.44		--	0.00%	1
25 Breast		32.35	30.36	31.95	36.10		1.99	6.15%	2
25 Fly			30.35	25.96	27.62		4.39	14.46%	2
25 Free		19.04	22.09	20.54	21.46		--	0.00%	1
<b>Totals</b>		3	2	1			6.38	5.15%	6

Improved time

\* Indicates converted time. All times displayed as Y - Short Course Yards (25yd) equivalent.

# Zhang, Wynn (7)

Event	Virtual Meet vs Amberly 6/15	Dual Meet vs WoodCreek 6/22	Dual Meet vs Bella Casa 6/29	Dual Meet vs TCC 7/6	Virtual Meet vs Park Village 7/13	Dual Meet @ Weldon Ridge 7/20	Amount Improved	% Improved	Summary
25 Back							--	--	
25 Breast							--	--	
25 Fly							--	--	
25 Free							--	--	
Totals							--	--	

\* Indicates converted time. All times displayed as Y - Short Course Yards (25yd) equivalent.